

HSBC CRISIL IBX Gilt June 2027 Index Fund

(An open-ended Target Maturity Index Fund tracking CRISIL-IBX Gilt Index - June 2027. A Relatively high interest rate risk and relatively low credit risk)

August 2025

Fund Category	Fund Manager	Benchmark ¹	Inception Date	AUM ^{2&}
Index Fund	Mahesh Chhabria and Mohd. Asif Rizwi	CRISIL-IBX Gilt Index - June 2027	23 Mar 2023	Rs. 197.32 Cr

Quantitative Data	
Average Maturity	1.83 Years
Modified Duration	1.68 Years
Macaulay Duration	1.72 Years
Yield to Maturity	5.79%

Minimum Investment		
Lumpsum	SIP	Additional Purchase
₹ 5,000	₹ 500	₹ 1,000

Why invest in HSBC CRISIL IBX Gilt June 2027 Index Fund?

- HSBC CRISIL IBX Gilt June 2027 Index Fund replicates CRISIL-IBX Gilt Index – June 2027
- The fund aims to track the index performance and offer liquidity
- Invests in sovereign G-Sec papers, as per the index

Fund Approach

- The mandate of the target maturity fund is to invest in line with the index construction

Exit Load: NIL. The exit loads set forth above is subject to change at the discretion of the AMC and such changes shall be implemented prospectively. No entry load will be charged to the investor.

Month End Total Expenses Ratios (Annualized)³ – Regular⁴: 0.36%, Direct: 0.16%.

¹ As per clause 1.9 of the SEBI Master Circular dated June 27, 2024, on 'Guiding Principles for bringing uniformity in Benchmarks of Mutual Fund Schemes' has introduced two-tiered structure for benchmarking of certain categories of schemes. Accordingly, the benchmark has been classified as Tier 1 benchmark effective from 01 December 2021.

² AUM is as on 31 July 2025.

³ TER Annualized TER including GST on Investment Management Fees

⁴ Continuing plans

[&]For disclosure of quarterly AUM/AAUM and AUM by geography, please visit our website: <https://www.assetmanagement.hsbc.co.in/en/mutual-funds/investor-resources/information-library#&accordion1446811090=4>

Note: The sector(s)/stock(s)/issuer(s) mentioned in this document do not constitute any research report nor it should be considered as an investment research, investment recommendation or advice to any reader of this content to buy or sell any stocks / investments. The Fund/portfolio may or may not have any existing / future position in these sector(s)/stock(s)/issuer(s).

Source – HSBC Mutual Fund, Data as on 31 July 2025. **Past performance may or may not be sustained in future and is not a guarantee of any future returns.**

Fund Strategy

- The mandate of the target maturity fund is to invest in line with the index construction

HSBC CRISIL IBX Gilt June 2027 Index Fund (HGIF)

The investment objective of the Scheme is to provide returns corresponding to the total returns of the securities as represented by the CRISIL-IBX Gilt Index - June 2027 before expenses, subject to tracking errors. However, there is no assurance that the investment objective of the Scheme will be achieved.

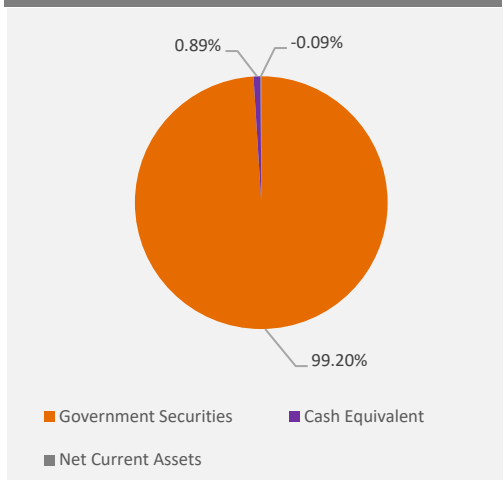
Portfolio

Issuer	Rating	% to Net Assets
Government Securities		99.20%
7.38% GOI 20JUN2027	SOVEREIGN	78.63%
8.24% GOI 15FEB2027	SOVEREIGN	10.89%
6.79% GOI 15MAY2027	SOVEREIGN	9.68%
Cash Equivalent		0.80%
TREPS*		0.89%
Net Current Assets		-0.09%
Total Net Assets as on 31-July-2025		100.00%

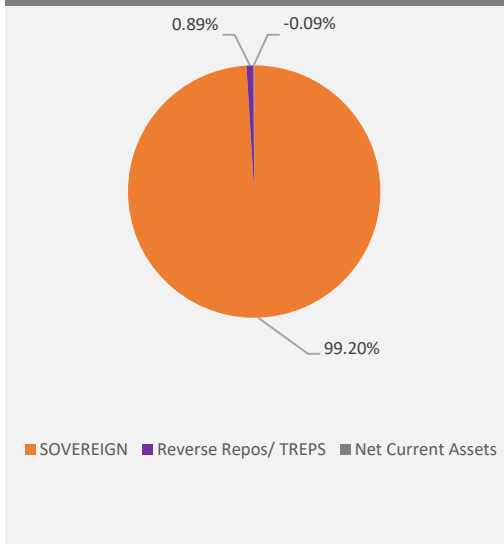
*TREPS : Tri-Party Repo fully collateralized by G-Sec



Asset Allocation



Rating Portfolio



Source – HSBC Mutual Fund, Data as on 31 July 2025

Note : Please refer to Scheme Information Document for more details on Asset Allocation of the scheme.

Summary

HSBC CRISIL IBX Gilt June 2027 Index Fund (HGIF)



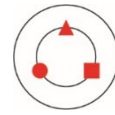
HGIF aims to **track the index performance while offering safety and liquidity**



Aims to offers safety with **relatively low credit risk** by investments in G-Sec



HGIF **aims to focus on the 4 – 5 year (2027) point in the yield curve** which remains attractive from a carry stand point and may benefit from a roll-down over a 2 - 3 year timeframe



The fund with a **quality sovereign debt papers seeks to offer risk adjusted performance and liquidity**

Investment Objective

To provide returns corresponding to the total returns of the securities as represented by the CRISIL-IBX Gilt Index - June 2027 before expenses, subject to tracking errors. However, there is no assurance that the investment objective of the Scheme will be achieved.

Fund Manager - Mahesh Chhabria Effective 15 Jul 2023. Total Schemes Managed - 16
Fund Manager - Mohd Asif Rizwi Effective 01 Feb 2025. Total Schemes Managed - 15

Lump Sum Investment Performance					Inception Date
Fund / Benchmark (Value of Rs 10,000 invested)	1 Year		Since Inception		
	Amount in ₹	Returns %	Amount in ₹	Returns %	
HSBC CRISIL IBX Gilt June 2027 Index Fund – Regular Plan	10842	8.42	11977	7.95	23-Mar-23
Scheme Benchmark (CRISIL-IBX Gilt Index - June 2027)	10884	8.84	12083	8.35	
Additional Benchmark (CRISIL 10 year Gilt Index)	10988	9.88	12330	9.29	
HSBC CRISIL IBX Gilt June 2027 Index Fund – Direct Plan	10871	8.71	12055	8.25	23-Mar-23
Scheme Benchmark (CRISIL-IBX Gilt Index - June 2027)	10884	8.84	12083	8.35	
Additional Benchmark (CRISIL 10 year Gilt Index)	10988	9.88	12330	9.29	

Past performance may or may not be sustained in future and is not a guarantee of any future returns. The performance details provided herein are of Regular as well as Direct Plan - Growth Option. Returns on ₹10,000 are point-to-point returns for the specific time period, invested at the start of the period. The returns for the respective periods are provided as on last available NAV of July 2025 for the respective schemes. Returns for 1 year and above are Compounded Annualized. Returns for less than 1 year is Simple Annualized. Load is not taken into consideration for computation of performance. Different plans shall have a different expense structure. The expenses of the Direct Plan under the Scheme will be lower to the extent of the distribution expenses / commission charged to the Regular Plan. As per clause 5.9.1 of the SEBI Master Circular dated June 27, 2024, the scheme returns vis-à-vis the benchmark return (Total Return Index) shall be disclosed are provided from the date of allotment of units.

Source: HSBC Mutual Fund, data as on 31 July 2025
[Click here](#) to check other funds performance managed by the Fund Manager

Product Label

Scheme name and Type of scheme	*Scheme Risk-o-meter	Benchmark Risk-o-meter (as applicable)
HSBC CRISIL IBX Gilt June 2027 Index Fund (An open-ended Target Maturity Index Fund tracking CRISIL-IBX Gilt Index - June 2027. A Relatively high interest rate risk and relatively low credit risk) This product is suitable for investors who are seeking*: <ul style="list-style-type: none">Income over target maturity periodInvestments in Government Securities and Tbills^	 The risk of the scheme is Low to Moderate Risk	As per AMFI Tier 1. Benchmark Index : CRISIL-IBX Gilt Index - June 2027 The risk of the benchmark is Low to Moderate Risk

Returns and risk commensurate with CRISIL-IBX Gilt Index - June 2027, subject to tracking errors.
* Investors should consult their financial advisers if in doubt about whether the product is suitable for them.
Note on Risk-o-meters: Riskometer is as on 31 July 2025, Any change in risk-o-meter shall be communicated by way of Notice cum Addendum and by way of an e-mail or SMS to unitholders of that particular scheme

HSBC CRISIL IBX Gilt June 2027 Index Fund

Credit Risk →	Relatively Low (Class A)	Moderate (Class B)	Relatively High (Class C)
Interest Rate Risk ↓			
Relatively Low (Class I)			
Moderate (Class II)			
Relatively High (Class III)	AIII		
A Scheme with Relatively High interest rate risk and Low credit risk.			

Potential Risk Class ('PRC') matrix indicates the maximum interest rate risk (measured by Macaulay Duration of the scheme) and maximum credit risk (measured by Credit Risk Value of the scheme) the fund manager can take in the scheme. PRC matrix classification is done in accordance with and subject to the methodology/guidelines prescribed by SEBI to help investors take informed decision based on the maximum interest rate risk and maximum credit risk the fund manager can take in the scheme, as depicted in the PRC matrix.

Past performance may or may not be sustained in future and is not a guarantee of any future returns.

Source: HSBC Mutual Fund, data as on 31 July 2025

Investors are requested to note that as per SEBI (Mutual Funds) Regulations, 1996 and guidelines issued thereunder, HSBC AMC, its employees and/or empaneled distributors/agents are forbidden from guaranteeing/promising/assuring/predicting any returns or future performances of the schemes of HSBC Mutual Fund. Hence please do not rely upon any such statements/commitments. If you come across any such practices, please register a complaint via email at investor.line@mutualfunds.hsbc.co.in.

Disclaimer: CRISIL - CRISIL - Each Crisil Index (including, for the avoidance of doubt, its values and constituents) is the sole property of Crisil Limited (Crisil). No Crisil Index may be copied, retransmitted or redistributed in any manner. While Crisil uses reasonable care in computing the Crisil Indices and bases its calculation on data that it considers reliable, Crisil does not warrant that any Crisil Index is error-free, complete, adequate or without faults. Anyone accessing and/or using any part of the Crisil Indices does so subject to the condition that: (a) Crisil is not responsible for any errors, omissions or faults with respect to any Crisil Index or for the results obtained from the use of any Crisil Index; (b) Crisil does not accept any liability (and expressly excludes all liability) arising from or relating to their use of any part of Crisil Indices.

HSBC Asset Management (India) Private Limited
This document has been prepared by HSBC Mutual Fund for information purposes only with an intent to provide market overview and should not be construed as an offer or solicitation of an offer for purchase of any of the funds of HSBC Mutual Fund. All information contained in this document (including that sourced from third parties), is obtained from sources, which HSBC/ third party, believes to be reliable but which it has not been independently verified by HSBC/ the third party. Further, HSBC/ the third party makes no guarantee, representation or warranty and accepts no responsibility or liability as to the accuracy or completeness of such information. The information and opinions contained within the document are based upon publicly available information and rates of taxation applicable at the time of publication, which are subject to change from time to time. Expressions of opinion are those of HSBC only and are subject to change without any prior intimation or notice. It does not have regard to specific investment objectives, financial situation and the particular needs of any specific person who may receive this document. Investors should seek financial advice regarding the appropriateness of investing in any securities or investment strategies that may have been discussed or recommended in this report and should understand that the views regarding future prospects may or may not be realized. This document is intended only for those who access it from within India and approved for distribution in Indian jurisdiction only. Distribution of this document to anyone (including investors, prospective investors or distributors) who are located outside India or foreign nationals residing in India, is strictly prohibited. Neither this document nor the units of HSBC Mutual Fund have been registered under Securities law/Regulations in any foreign jurisdiction. The distribution of this document in certain jurisdictions may be unlawful or restricted or totally prohibited and accordingly, persons who come into possession of this document are required to inform themselves about, and to observe, any such restrictions. If any person chooses to access this document from a jurisdiction other than India, then such person do so at his/her own risk and HSBC and its group companies will not be liable for any breach of local law or regulation that such person commits as a result of doing so.
HSBC Asset Management (India) Private Limited, 9-11 Floors, NESCO IT Park, Building no. 3, Western Express Highway, Goregaon (East), Mumbai – 400 063, India. Email: investor.line@mutualfunds.hsbc.co.in | Website: www.assetmanagement.hsbc.co.in

Mutual Fund investments are subject to market risks, read all scheme related documents carefully.