

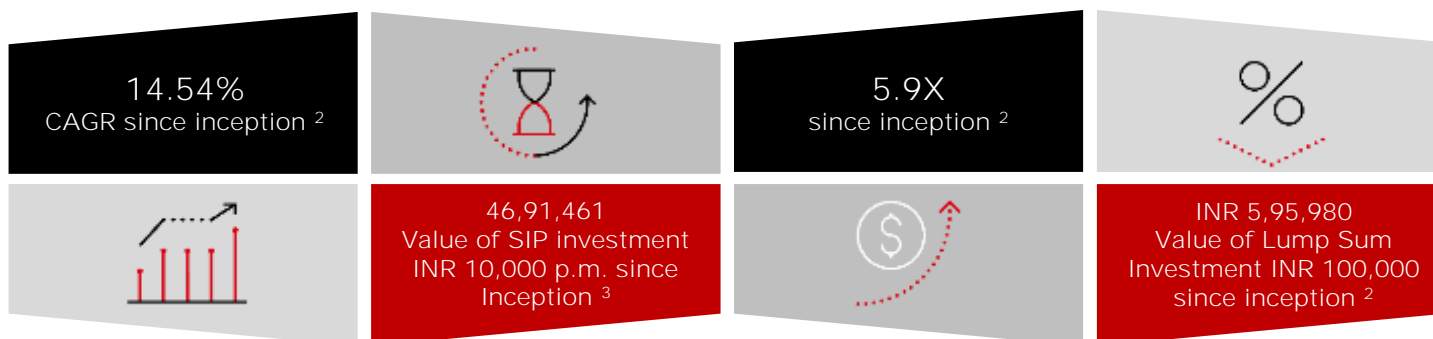
Product Note

HSBC Value Fund (HVAF) (Formerly known as L&T Value Fund)

Value Fund - An open ended equity scheme following a value investment strategy

March 2023

Fund Category	Fund Manager	Benchmark ¹	Inception Date	AUM
Value	Venugopal Manghat and Vihang Shankar Naik	Nifty 500 TRI	8 Jan 2010	Rs. 7781.82 Cr



Portfolio	% of net assets	Sector - Allocation	% of net assets
ICICI Bank Limited	7.11%	Banks	26.28%
NTPC Limited	4.57%	IT - Software	8.85%
State Bank of India	3.87%	Pharmaceuticals and Biotechnology	5.38%
Infosys Limited	3.84%	Construction	5.37%
Sun Pharmaceutical Industries Limited	3.72%	Power	4.57%
HDFC Bank Limited	3.65%	Cement and Cement Products	4.23%
The Federal Bank Limited	3.56%	Automobiles	3.77%
ITC Limited	3.30%	Industrial Products	3.76%
Mahindra and Mahindra Limited	2.90%	Ferrous Metals	3.67%
Jindal Stainless Limited	2.77%	Diversified FMCG	3.30%

Risk Ratios ⁴	
Standard Deviation	24.63%
Beta	1.03
Sharpe Ratio ⁵	0.60
R2	0.96

Load / Expenses	
Entry Load	NA
Exit Load - NIL (after 1 year), 1% (before 1 year) ⁶	
Expense ratio (Other than Direct) ⁷	1.85%
Expense ratio (Direct)	0.84%

¹ SEBI vide its circular no. SEBI/HO/IMD/IMD-II DF3/P/ CIR/2021/652 dated October 27, 2021, on 'Guiding Principles for bringing uniformity in Benchmarks of Mutual Fund Schemes' has introduced two-tiered structure for benchmarking of certain categories of schemes. Accordingly, the benchmark has been classified as Tier 1 benchmark. Furthermore, the same is effective from 01 December 2021

² As on 28 February 2023 of Growth option. During the same period, scheme benchmark (Nifty 500 TRI) has moved by 3.8X to Rs. 3,82,360 from Rs.100,000 and delivered return of 10.7%. Please refer page no.3 for detailed performance of HSBC Value Fund.

³ During the same period, value of scheme benchmark (Nifty 500 TRI) has moved to 37,41,071

⁴ Statistical Ratios disclosed are as per monthly returns (Annualized) for the last 3 years.

⁵ Risk free rate: 6.70% (FIMMDA-NSE Mibor) as on February 28, 2023

⁶ Exit Load - If the units redeemed or switched out are upto 10% of the units purchased or switched in ("the limit") within 1 year from the date of allotment - Nil.

• If units redeemed or switched out are over and above the limit within 1 year from the date of allotment - 1% • If units are redeemed or switched out on or after 1 year from the date of allotment - Nil

⁷ Continuing plans

Data as on 28 February, 2023 unless otherwise given

While volatility is a big fear for most investors, disciplined value investors don't equate volatility with risk. Such investors, instead, turn to buying stocks that are trading at a discount to their intrinsic value. Even the most successful global investors of all time advocate the value investing approach to unearth good businesses at good prices.

Why HSBC Value Fund?

- To seek an exposure to value style companies
- Aim to identify undervalued stocks having the potential to deliver long term superior risk-adjusted returns
- Undervalued stocks would include stocks which the Fund Managers believe are trading at less than their assessed values
- Long term capital appreciation
- To create a corpus through generating inflation-adjusted returns to cater to long-term goals

Fund Philosophy

- Diversified equity fund with strong value bias that aims to deliver long term reasonable risk adjusted returns
- Focus on identifying valuation anomalies versus the economic potential of the business over the medium term
- Aims to minimize portfolio risk by investing in quality companies, monitoring corporate fundamentals closely
- The fund looks to invest in fundamentally strong companies that the fund manager believes are trading at less than their assessed values thus offering higher upside potential
- This approach not only helps in identifying undervalued stocks but also factor-in the risk elements while picking stocks

Investment Objective

The investment objective of the Scheme is to generate long-term capital appreciation from a diversified portfolio of predominantly equity and equity related securities, in the Indian markets with higher focus on undervalued securities. The Scheme could also additionally invest in Foreign Securities in international markets.

HSBC Value Fund (HVAF) | Product Note
[March 2023]

Fund Managers - Venugopal Manghat (No of Schemes Managed – 5) - Managing Fund Since 24 Nov 2012 and Vihang Shankar Naik (No of Schemes Managed – 4) - Managing Fund Since 17 Dec 2019 and Sonal Gupta (No of Schemes Managed - 4, for investment in foreign securities)

Lump Sum Investment Performance									Inception Date
Fund / Benchmark (Value of Rs 10,000 Invested)	1 Year		3 Years		5 Years		Since Inception		
	Amount in Rs	Returns %	Amount in Rs	Returns %	Amount in Rs	Returns %	Amount in Rs	Returns %	08-Jan-10
HSBC Value Fund-Regular	10755	7.55	17273	19.96	15757	9.51	59598	14.54	
Scheme Benchmark (Nifty 500 TRI)	10258	2.58	16249	17.55	16596	10.66	38236	10.74	
Additional Benchmark (Nifty 50 TRI)	10427	4.27	16014	16.98	17540	11.89	38679	10.84	

Performance of other funds managed by the Fund Manager									Inception Date
Fund / Benchmark (Value of Rs 10,000 Invested)	1 Year		3 Years		5 Years		Since Inception		
	Amount in Rs	Returns %	Amount in Rs	Returns %	Amount in Rs	Returns %	Amount in Rs	Returns %	27-Sep-07
HSBC Infrastructure Fund-Regular ⁸	11104	11.04	17524	20.54	13896	6.80	25460	6.24	
Scheme Benchmark (NIFTY Infrastructure TRI)	10553	5.53	17485	20.45	15782	9.55	13585	2.00	
Additional Benchmark (Nifty 50 TRI)	10427	4.27	16014	16.98	17540	11.89	41498	9.66	
HSBC Flexi Cap Fund-Regular	10529	5.29	15258	15.11	14625	7.90	155025	15.50	24-Feb-04
Scheme Benchmark (Nifty 500 TRI)	10258	2.58	16249	17.55	16596	10.66	126930	14.29	
Additional Benchmark (Nifty 50 TRI)	10427	4.27	16014	16.98	17540	11.89	121303	14.02	
HSBC Business Cycles Fund-Regular	10752	7.52	15244	15.07	13900	6.80	23538	10.55	20-Aug-14
Scheme Benchmark (Nifty 500 TRI)	10258	2.58	16249	17.55	16596	10.66	25257	11.47	
Additional Benchmark (Nifty 50 TRI)	10427	4.27	16014	16.98	17540	11.89	24332	10.99	
HSBC Small Cap Fund-Regular ⁹	10900	9.00	21293	28.62	16576	10.63	44033	18.33	12-May-14
Scheme Benchmark (NIFTY Small Cap 250 TRI)	10140	1.40	19035	23.91	13861	6.74	33421	14.69	
Additional Benchmark (Nifty 50 TRI)	10427	4.27	16014	16.98	17540	11.89	27541	12.19	
HSBC Mid Cap Fund-Regular ¹⁰	10412	4.12	15076	14.65	14015	6.98	202302	17.58	09-Aug-04
Scheme Benchmark (NIFTY Midcap 150 TRI)	10828	8.28	18683	23.14	17508	11.85	NA	NA	
Additional Benchmark (Nifty 50 TRI)	10427	4.27	16014	16.98	17540	11.89	133214	14.97	

Name of Scheme	Fund Manager	No. of funds managed and Co-managed
HSBC Value Fund	Venugopal Manghat- Since Nov 24,2012 Vihang Shankar Naik- Since Dec 17,2019	Venugopal Manghat-5 Vihang Shankar Naik-4
HSBC Infrastructure Fund	Venugopal Manghat- Since Dec 17, 2019 Gautam Bhupal-Since Nov 26, 2022	Venugopal Manghat-5 Gautam Bhupal-6
HSBC Flexi Cap Fund	Vihang Shankar Naik- Since Nov, 26 2022 Venugopal Manghat- Since Nov, 26 2022	Vihang Shankar Naik-4 Venugopal Manghat-5
HSBC Business Cycles Fund	Ankur Arora- Since Nov 26 2022 Venugopal Manghat- Since Aug 20 2014	Ankur Arora-3 Venugopal Manghat-5
HSBC ELSS Fund	Cheenu Gupta- Since Jul 02, 2021 Gautam Bhupal- Since Nov 26,2022	Cheenu Gupta-7 Gautam Bhupal-6
HSBC Small Cap Fund	Venugopal Manghat- Since Dec 17, 2019 Vihang Shankar Naik- Since Dec 17, 2019	Venugopal Manghat-5 Vihang Shankar Naik-4
HSBC Midcap Fund	Vihang Shankar Naik- Since June 28 2016 Cheenu Gupta- Since Nov 26 2022	Vihang Shankar Naik-4 Cheenu Gupta-7

⁸ HSBC Infrastructure Fund: The launch date of the S&P BSE India Infrastructure Index (INR) is May 19, 2014 whereas the inception date of the scheme is September 27, 2007. The corresponding benchmark returns since inception of the scheme is not available.

⁹ HSBC Small Cap Fund: The launch date of the S&P BSE 250 Small Cap Index (INR) is November 30, 2017 whereas the inception date of the scheme is May 12, 2014. The corresponding benchmark returns since inception of the scheme is not available.

¹⁰ HSBC Mid Cap Fund: The launch date of the S&P BSE 150 Mid Cap TRI is November 30, 2017 whereas the inception date of the scheme is August 09, 2004. The corresponding benchmark returns since inception of the scheme is not available.

Note - Sonal Gupta shall be dedicated fund manager for investments in foreign securities by all the schemes of HSBC Mutual Fund.

SIP Performance HSBC Value Fund - Reg				
Scheme Name & Benchmarks	1 Year	3 Years	5 Years	Since Inception
Total amount invested (₹)	120000	360000	600000	1570000
Market Value as on February 28, 2023 (₹)	1,24,929	4,76,928	8,80,590	46,91,461
Scheme Returns (%)	7.77	19.21	15.37	15.53
Nifty 500 TRI - Scheme Benchmark (₹)	1,18,215	4,43,106	8,32,317	37,41,071
Nifty 500 TRI - Scheme Benchmark Returns (%)	-2.77	14.01	13.07	12.45
Nifty 50 TRI - Additional Benchmark (₹)	1,20,596	4,44,244	8,34,042	36,74,749
Nifty 50 TRI - Additional Benchmark Returns (%)	0.93	14.19	13.16	12.20

Inception Date: 08-Jan-10

Since Inception returns are provided from the date of allotment of units. PTP returns – Point to Point returns.

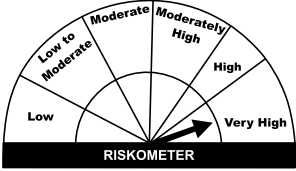
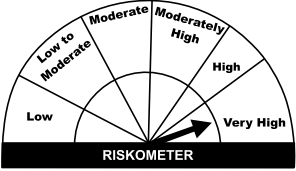
For SIP returns, monthly investment of Rs.10,000 invested on the 1st day of every month has been considered. SIP Return are calculated on XIRR basis.

The performance details provided herein is of Regular Plan - Growth Option. Returns on ₹10,000 are point-to-point returns for the specific time period, invested at the start of the period. The returns for the respective periods are provided as on last available NAV of February 2023 for the respective Schemes. Returns for 1 year and above are Compounded Annualized. Returns for less than 1 year is Simple Annualized. Load is not taken into consideration for computation of performance. Different plans shall have a different expense structure. The expenses of the Direct Plan under the Scheme will be lower to the extent of the distribution expenses / commission charged to the Regular Plan.

Pursuant to the transfer of schemes of L&T Mutual Fund to HSBC Mutual Fund, which was effective from the close of business hours of November 25, 2022, the performance of the Scheme (which is the surviving scheme out of the merger of schemes with similar features) provided above is computed as per the provisions of SEBI Circular No- SEBI/HO/IMD/DF3/CIR/P/2018/69 dated April 12, 2018 using the weighted average performance of both transferor and transferee schemes. The details of the transferor and transferee schemes please refer to our notice dated October 14, 2022 available on www.assetmanagement.hsbc.co.in.

Past performance may or may not be sustained in the future. Source: HSBC Asset Management India, data as at 28 February 2023

Product Label

Scheme name and Type of scheme	Riskometer of the Scheme	Riskometer of the benchmark
<p>This product is suitable for investors who are seeking*:</p> <p>HSBC Value Fund (Erstwhile L&T India Value Fund) - Value Fund - An open ended equity scheme following a value investment strategy.</p> <ul style="list-style-type: none"> • Long term capital appreciation • Investment predominantly in equity and equity-related securities in Indian markets and foreign securities with higher focus on undervalued securities. (Benchmark : NIFTY 500 TRI Index) <p>HSBC Small Cap Fund (Erstwhile L&T Emerging Businesses Fund) - Small Cap Fund – An open ended equity scheme predominantly investing in small cap stocks</p> <ul style="list-style-type: none"> • Long term capital appreciation • Investment predominantly in equity and equity-related securities, including equity derivatives in Indian markets with key theme focus being emerging companies (small cap stocks); and foreign securities (Benchmark : NIFTY Small Cap 250 TRI) <p>HSBC Infrastructure Fund - Thematic Fund (Erstwhile L&T Infrastructure Fund) – An open-ended Equity Scheme following Infrastructure theme.</p> <ul style="list-style-type: none"> • To create wealth over long term • Investment in equity and equity related securities, primarily in themes that play an important role in India's economic development. (Benchmark : NIFTY Infrastructure TRI) <p>HSBC Flexi Cap Fund - Flexi Cap Fund – An open ended dynamic equity scheme investing across large cap, mid cap, small cap stocks.</p> <ul style="list-style-type: none"> • To create wealth over long term • Investment in equity and equity related securities across market capitalizations. (Benchmark : NIFTY 500 TRI Index) <p>HSBC Business Cycles Fund (Erstwhile L&T Business Cycles Fund) - Thematic Fund - An open ended equity scheme following business cycles based investing theme.</p> <ul style="list-style-type: none"> • Long term capital appreciation • Investment predominantly in equity and equity-related securities, including equity derivatives in Indian markets with focus on riding business cycles through dynamic allocation between various sectors and stocks at different stages of business cycles in the economy. (Benchmark : NIFTY 500 TRI Index) <p>HSBC Midcap Fund (Erstwhile L&T Midcap Fund) - Midcap Fund – An open ended equity scheme predominantly investing in mid cap stocks.</p> <ul style="list-style-type: none"> • Long term wealth creation • Investment in equity and equity related securities of mid cap companies. (Benchmark : NIFTY Midcap 150 TRI) 	 <p>RISKOMETER</p> <p>Investors understand that their principal will be at Very High risk</p>	 <p>RISKOMETER</p>

* Investors should consult their financial advisers if in doubt about whether the product is suitable for them.

Note on Risk-o-meters: Riskometer is as on 28 Feb 2023, Any change in risk-o-meter shall be communicated by way of Notice cum Addendum and by way of an e-mail or SMS to unitholders of that particular scheme

Past performance may or may not be sustained in the future. Source: HSBC Asset Management India, data as at 28 February 2023

Disclaimer: This document has been prepared by HSBC Asset Management (India) Private Limited (HSBC) for information purposes only and should not be construed as i) an offer or recommendation to buy or sell securities, commodities, currencies or other investments referred to herein; or ii) an offer to sell or a solicitation or an offer for purchase of any of the funds of HSBC Mutual Fund; or iii) an investment research or investment advice. It does not have regard to specific investment objectives, financial situation and the particular needs of any specific person who may receive this document. Investors should seek personal and independent advice regarding the appropriateness of investing in any of the funds, securities, other investment or investment strategies that may have been discussed or referred herein and should understand that the views regarding future prospects may or may not be realized. In no event shall HSBC Mutual Fund/HSBC Asset management (India) Private Limited and / or its affiliates or any of their directors, trustees, officers and employees be liable for any direct, indirect, special, incidental or consequential damages arising out of the use of information / opinion herein.

This document is intended only for those who access it from within India and approved for distribution in Indian jurisdiction only. Distribution of this document to anyone (including investors, prospective investors or distributors) who are located outside India or foreign nationals residing in India, is strictly prohibited. Neither this document nor the units of HSBC Mutual Fund have been registered under Securities law/Regulations in any foreign jurisdiction. The distribution of this document in certain jurisdictions may be unlawful or restricted or totally prohibited and accordingly, persons who come into possession of this document are required to inform themselves about, and to observe, any such restrictions. If any person chooses to access this document from a jurisdiction other than India, then such person do so at his/her own risk and HSBC and its group companies will not be liable for any breach of local law or regulation that such person commits as a result of doing so.

© Copyright. HSBC Asset Management (India) Private Limited 2023, ALL RIGHTS RESERVED.

HSBC Mutual Fund, 9-11th Floor, NESCO - IT Park Bldg. 3, Nesco Complex, Western Express Highway, Goregaon East, Mumbai 400063. Maharashtra.
GST - 27AABCH0007N1ZS, Email: investor.line@mutualfunds.hsbc.co.in | Website: www.assetmanagement.hsbc.co/in

Mutual fund investments are subject to market risks, read all scheme related documents carefully.