

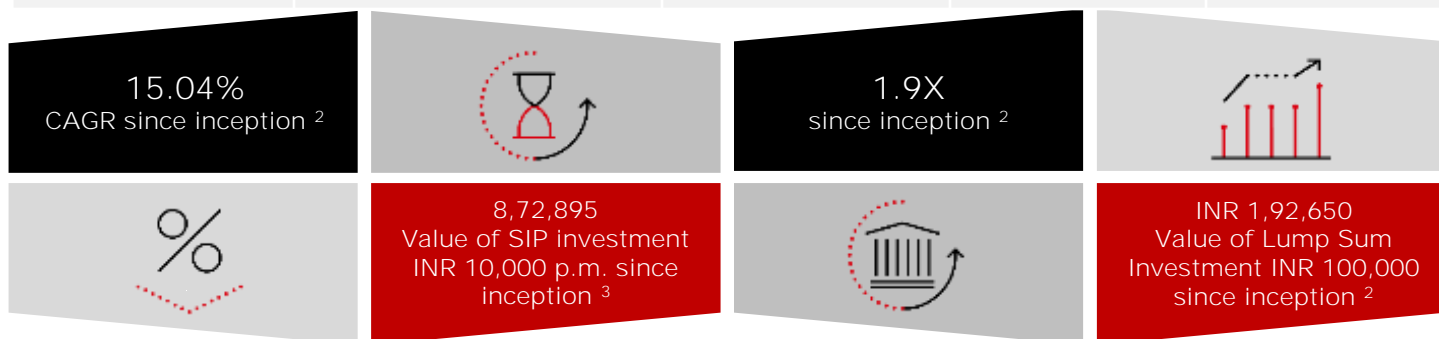
Product Note

HSBC Large and Mid Cap Fund (HLMF)

Large and Mid Cap Fund - An open ended equity scheme investing in both large cap and mid cap stocks.

December 2023

Fund Category	Fund Manager ⁵	Benchmark ¹	Inception Date	AUM ^{&}
Large & Mid Cap Fund	Cheenu Gupta and Neelotpal Sahai	NIFTY Large Midcap 250 TRI	28 Mar 2019	Rs. 2490.03 Cr



Portfolio	% to net assets
Larsen & Toubro Limited	3.97%
TVS Motor Company Limited	3.92%
Polycab India Limited	3.37%
HDFC Bank Limited	3.13%
CG Power and Industrial Solutions Limited	3.07%
Cholamandalam Investment & Finance Company Limited	2.80%
Safari Industries India Limited	2.71%
KPIT Technologies Limited	2.63%
Max Healthcare Institute Limited	2.41%
Dixon Technologies (India) Limited	2.32%

Sector - Allocation	% to net assets
IT - Software	9.92%
Finance	8.33%
Consumer Durables	8.00%
Electrical Equipment	7.38%
Banks	7.08%
Auto Components	6.55%
Automobiles	6.02%
Industrial Products	4.66%
Aerospace & Defense	4.65%
Construction	3.97%

Risk Ratios ⁴	
Standard Deviation	13.16%
Beta	0.86

Risk Ratios ⁴	
Sharpe Ratio ⁵	0.93
R2	0.88

Entry Load*: Not Applicable, Exit Load: If the units redeemed or switched out are upto 10% of the units purchased or switched in ("the limit") within 1 year from the date of allotment – Nil, If units redeemed or switched out are over and above the limit within 1 year from the date of allotment

– 1%, If units are redeemed or switched out on or after 1 year from the date of allotment – Nil, A switch-out or a withdrawal under SWP may also attract an Exit Load like any Redemption. No Exit load will be chargeable in case of switches made between different options of the Scheme.

No Exit load will be chargeable in case of Units allotted on account of IDCW reinvestments, if any. Exit load is not applicable for Segregated Portfolio. * In terms of 10.4.1.a. of SEBI Master Circular on Mutual Funds dated May 19, 2023, no entry load will be charged to the investor.

Month End Total Expenses Ratios (Annualized)⁶ – Regular⁷: 2.03%, Direct: 0.99%

¹ As per clause 1.9 of the SEBI Master Circular dated May 19, 2023, on 'Guiding Principles for bringing uniformity in Benchmarks of Mutual Fund Schemes' has introduced two-tiered structure for benchmarking of certain categories of schemes. Accordingly, the benchmark has been classified as Tier 1 benchmark effective from 01 December 2021.

² As on 30 November 2023 of Growth option regular plan. During the same period, scheme benchmark (Nifty Large Midcap 250 TRI) has moved by 2.1X to Rs. 2,17,930 from Rs.100,000 and delivered returns of 18.11%. Please refer page no. 3 for detailed performance of HSBC Large and Mid Cap Fund.

³ During the same period, value of scheme benchmark (Nifty Large Midcap 250 TRI) has moved to 9,41,970

⁴ Quantitative Data disclosed are as per monthly returns (Annualized) for the last 3 years.

⁵ Risk free rate: 6.90% (FIMMDA-NSE Mibor)

⁶ TER Annualized TER including GST on Investment Management Fees

⁷ Continuing plans

[&]For disclosure of quarterly AUM/AAUM and AUM by geography, please visit our website: <https://www.assetmanagement.hsbc.co.in/en/mutual-funds/investor-resources/information-library/#&accordion1446811090=4>.

Note: The above information is for illustrative purposes only. The sector(s)/stock(s)/issuer(s) mentioned in this document do not constitute any research report nor it should be considered as an investment research, investment recommendation or advice to any reader of this content to buy or sell any stocks / investments. The Fund/portfolio may or may not have any existing / future position in these sector(s)/stock(s)/issuer(s).

Source – HSBC Mutual Fund, Data as of 30 November 2023. Past performance may or may not be sustained in the future and is not indicative of future results.

Why HSBC Large and Mid Cap Fund?

- To achieve relatively lower volatility and performance consistency with optimal allocation to large caps
- A top down and bottom-up approach will be used to invest in equity and equity related instruments
- True to label fund – The fund will stay true to its objective in keeping with the mandate reposed by the investor whilst investing in the fund
- To create a corpus through generating inflation-adjusted returns to cater to long-term goals

Fund Philosophy

- Prefer dominant and scalable businesses available at reasonable valuations
- Profit pool consolidation with dominant players to continue and disruption to accelerate this shift
- Stock selection focuses on earnings growth trajectory and within that, the emphasis lies on earnings surprises
- We would be looking to be in large caps where scale will be an advantage (like banks), while midcaps will be sector leaders or niche players in their respective business.
- For example, specialty chemicals, tiles etc. In some cases, like real estate (which is a regional market share consolidation play), we have a mix of large and mid-cap players

Investment Objective

To seek long term capital growth through investments in both large cap and mid cap stocks. However, there is no assurance that the investment objective of the Scheme will be achieved.

HSBC Large and Mid Cap Fund (HLMF) | Product Note
[December 2023]

Fund Manager - Cheenu Gupta Effective 26 Nov 2022. Total Schemes Managed - 9
Fund Manager - Neelotpal Sahai Effective 28 Mar 2019. Total Schemes Managed - 10

Lump Sum Investment Performance									Inception Date
Fund / Benchmark (Value of Rs 10,000 invested)	1 Year		3 Years		5 Years		Since Inception		
	Amount in Rs	PTP Returns %	Amount in Rs	PTP Returns %	Amount in Rs	PTP Returns %	Amount in Rs	PTP Returns %	28-Mar-19
HSBC Large and Mid Cap Fund-Regular	12150	21.50	17245	19.86	NA	NA	19265	15.04	
Scheme Benchmark (NIFTY Large Midcap 250 TRI)	11992	19.92	18796	23.34	NA	NA	21793	18.11	
Additional Benchmark (Nifty 50 TRI)	10847	8.47	16086	17.12	NA	NA	18409	13.93	

PTP returns – Point to Point returns. | Past performance may or may not be sustained in the future and is not indicative of future results. The performance details provided herein are of Regular Plan - Growth Option. Returns on ₹10,000 are point-to-point returns for the specific time period, invested at the start of the period. The returns for the respective periods are provided as on last available NAV of November 2023 for the respective schemes. Returns for 1 year and above are Compounded Annualized. Returns for less than 1 year is Simple Annualized. Load is not taken into consideration for computation of performance. Different plans shall have a different expense structure. The expenses of the Direct Plan under the Scheme will be lower to the extent of the distribution expenses / commission charged to the Regular Plan. As per clause 5.9.1 of the SEBI Master Circular dated May 19, 2023, the scheme returns vis-a-vis the benchmark return (Total Return Index) shall be disclosed as provided from the date of allotment of units.

Post merger performance of the surviving scheme, arising out of merger of schemes with similar features, is computed as per the provisions of clause 13.4 of the SEBI Master Circular dated May 19, 2023, on Disclosure of Performance of Schemes post-merger using the weighted average performance of both transferor and transferee schemes. In other cases, performance is computed using the Applicable NAV of the surviving/continuing schemes.

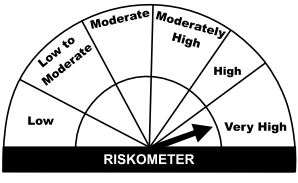

SIP Performance - HSBC Large and Mid Cap Fund – Regular*					Inception Date: 28-Mar-19
Scheme Name & Benchmarks	1 Year	3 Years	5 Years	Since Inception	
Total amount invested (₹)	120000	360000	NA	560000	
Market Value as on November 30, 2023 (₹)	140,379	470,780	NA	872,895	
Scheme Returns (%)	33.04	18.24	NA	19.18	
NIFTY Large Midcap 250 TRI - Scheme Benchmark (₹)	140,827	481,234	NA	941,970	
NIFTY Large Midcap 250 TRI - Scheme Benchmark Returns (%)	33.79	19.81	NA	22.57	
Nifty 50 TRI - Additional Benchmark (₹)	131,066	437,278	NA	819,372	
Nifty 50 TRI - Additional Benchmark Returns (%)	17.59	13.06	NA	16.38	

Past performance may or may not be sustained in the future and is not indicative of future results. For SIP returns, monthly investment of Rs. 10,000/- invested on the 1st day of every month has been considered. SIP Return are calculated on XIRR basis. IDCW are assumed to be reinvested and bonus is adjusted. Load is not taken into consideration.

Source: HSBC Mutual Fund, data as on 30 November 2023

[Click here](#) to check other funds performance managed by the Fund Manager

Product Label

Scheme name and Type of scheme	Scheme Risk-o-meter	Benchmark Risk-o-meter
<p>HSBC Large and Mid Cap Fund</p> <p>Large and Mid Cap Fund – An open ended equity scheme investing in both large cap and mid cap stocks.</p> <p>This product is suitable for investors who are seeking*:</p> <ul style="list-style-type: none"> • Long term wealth creation and income • Investment predominantly in equity and equity related securities of Large and Mid cap companies 	 <p>RISKOMETER</p> <p>Investors understand that their principal will be at Very High risk</p>	<p>Benchmark : NIFTY Large Midcap 250 TRI</p>  <p>RISKOMETER</p>

* Investors should consult their financial advisers if in doubt about whether the product is suitable for them.

Note on Risk-o-meters: Riskometer is as on 30 November 2023, Any change in risk-o-meter shall be communicated by way of Notice cum Addendum and by way of an e-mail or SMS to unitholders of that particular scheme

Past performance may or may not be sustained in the future and is not indicative of future results.. Source: HSBC Mutual Fund, data as on 30 November 2023

Disclaimer: This document has been prepared by HSBC Asset Management (India) Private Limited (HSBC) for information purposes only and should not be construed as i) an offer or recommendation to buy or sell securities, commodities, currencies or other investments referred to herein; or ii) an offer to sell or a solicitation or an offer for purchase of any of the funds of HSBC Mutual Fund; or iii) an investment research or investment advice. It does not have regard to specific investment objectives, financial situation and the particular needs of any specific person who may receive this document. Investors should seek personal and independent advice regarding the appropriateness of investing in any of the funds, securities, other investment or investment strategies that may have been discussed or referred herein and should understand that the views regarding future prospects may or may not be realized. In no event shall HSBC Mutual Fund/HSBC Asset management (India) Private Limited and / or its affiliates or any of their directors, trustees, officers and employees be liable for any direct, indirect, special, incidental or consequential damages arising out of the use of information / opinion herein.

This document is intended only for those who access it from within India and approved for distribution in Indian jurisdiction only. Distribution of this document to anyone (including investors, prospective investors or distributors) who are located outside India or foreign nationals residing in India, is strictly prohibited. Neither this document nor the units of HSBC Mutual Fund have been registered under Securities law/Regulations in any foreign jurisdiction. The distribution of this document in certain jurisdictions may be unlawful or restricted or totally prohibited and accordingly, persons who come into possession of this document are required to inform themselves about, and to observe, any such restrictions. If any person chooses to access this document from a jurisdiction other than India, then such person do so at his/her own risk and HSBC and its group companies will not be liable for any breach of local law or regulation that such person commits as a result of doing so.

© Copyright. HSBC Asset Management (India) Private Limited 2023, ALL RIGHTS RESERVED.

HSBC Mutual Fund, 9-11th Floor, NESCO - IT Park Bldg. 3, Nesco Complex, Western Express Highway, Goregaon East, Mumbai 400063. Maharashtra.
GST - 27AABCH0007N1ZS, Email: investor.line@mutualfunds.hsbc.co.in | Website: www.assetmanagement.hsbc.co/in

Mutual fund investments are subject to market risks, read all scheme related documents carefully.