

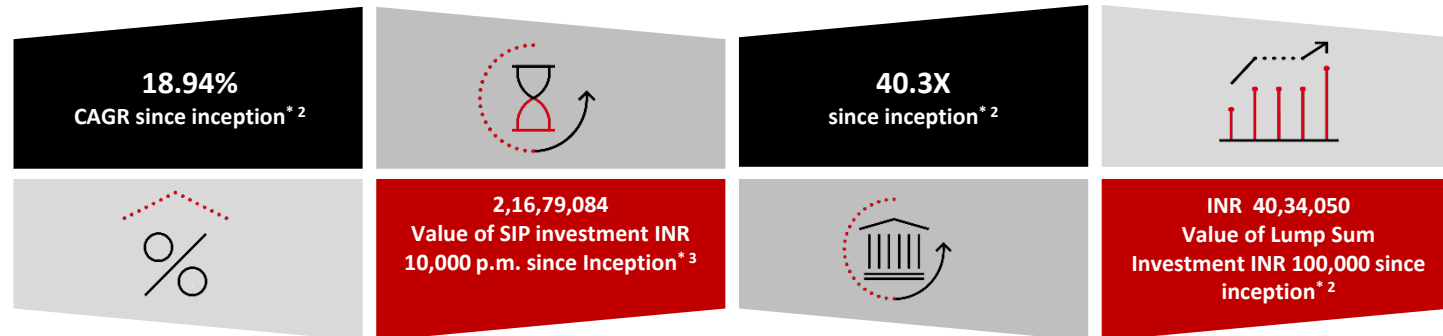
Product Note

HSBC Midcap Fund (HMCF)

(An open ended equity scheme predominantly investing in mid cap stocks)

December 2025

Fund Category	Fund Manager	Benchmark ¹	Inception Date*	AUM ^{&}
Midcap Fund	Cheenu Gupta and Mayank Chaturvedi [#]	NIFTY Midcap 150 TRI	9 Aug 2004	Rs. 12,548.61 Cr



Portfolio	% to net assets
FSN E-Commerce Ventures Limited	5.22%
ETERNAL Limited	4.21%
Ashok Leyland Limited	3.67%
GE Vernova T&D India Limited	3.42%
PB Fintech Limited	3.39%
Multi Commodity Exchange of India Limited	3.34%
Dixon Technologies (India) Limited	3.28%
Coforge Limited	3.25%
Nippon Life India Asset Management Limited	2.89%
Lenskart Solutions Limited	2.74%

Industry - Allocation	% to net assets
Retailing	12.20%
Finance	11.87%
Capital Markets	11.38%
Electrical Equipment	9.58%
Banks	6.86%
IT - Software	5.60%
Consumer Durables	4.96%
Industrial Products	4.09%
Agricultural Commercial & Construction	3.67%
Vehicles	3.64%
Industrial Manufacturing	3.64%

Risk Ratios ⁴	
Standard Deviation	16.83%
Beta	0.96

Risk Ratios ⁴	
Sharpe Ratio ⁵	1.05
R2	0.85%

Exit Load: If the units redeemed or switched out are upto 10% of the units purchased or switched in ("the limit") within 1 year from the date of allotment – Nil, If units redeemed or switched out are over and above the limit within 1 year from the date of allotment – 1%, If units are redeemed or switched out on or after 1 year from the date of allotment – Nil, A switch-out or a withdrawal under SWP may also attract an Exit Load like any Redemption. No Exit load will be chargeable in case of switches made between different options of the Scheme. No Exit load will be chargeable in case of Units allotted on account of IDCW reinvestments, if any. Exit load is not applicable for Segregated Portfolio.

Month End Total Expenses Ratios (Annualized)⁶ – Regular⁷: 1.71%, Direct: 0.64%

* Since inception - 09 Aug 04

¹ As per clause 1.9 of the SEBI Master Circular dated June 27, 2024, on 'Guiding Principles for bringing uniformity in Benchmarks of Mutual Fund Schemes' has introduced two-tiered structure for benchmarking of certain categories of schemes. Accordingly, the benchmark has been classified as Tier 1 benchmark effective from 01 December 2021.

² As on 28 November 2025 of Growth option regular plan. During the same period, value of scheme benchmark (NIFTY Midcap 150 TRI) is not available. Please refer page no. 3 for detailed performance of HSBC Mid Cap Fund.

³ During the same period, value of scheme benchmark (NIFTY Midcap 150 TRI) is not available.

⁴ Quantitative Data disclosed are as per monthly returns (Annualized) for the last 3 years.

⁵ Risk free rate: 5.59% (FIMMDA-NSE Mibor) Refer to the Fund's website, www.assetmanagement.hsbc.co.in for monthly portfolio disclosures.

⁶ TER Annualized TER including GST on Investment Management Fees

⁷ Continuing plans

[#] Mayank Chaturvedi shall be the fund manager for investments in foreign securities (wherever applicable) for all the schemes of HSBC Mutual Fund. w.e.f. October 01, 2025.

[&] For disclosure of quarterly AUM/AAUM and AUM by geography, please visit our website: <https://www.assetmanagement.hsbc.co.in/en/mutual-funds/investor-resources/information-library#&accordion1446811090=4>.

Note: The sector(s)/stock(s)/issuer(s) mentioned in this document do not constitute any research report nor it should be considered as an investment research, investment recommendation or advice to any reader of this content to buy or sell any stocks / investments. The Fund/portfolio may or may not have any existing / future position in these sector(s)/stock(s)/issuer(s).

Source – HSBC Mutual Fund, Data as of 30 November 2025. **Past performance may or may not be sustained in future and is not a guarantee of any future returns.**

Did you know that midcap stocks may have the potential to generate alpha in the long run.

Why HSBC Midcap Fund?

- To seek an exposure in mid cap segment stocks which may have alpha generating opportunities in long run
- Well diversified portfolio with wide representation of sectors
- The fund has a long term track record and potential for alpha generation for investors that have patience to stay invested for the long term

Fund Approach

- The fund manager actively looks out to identify opportunities in the midcap space arising out of macroeconomic dynamics, new reforms and policies, etc.
- No benchmark hugging with high active weights
- Blend style with bias towards growth
- Follows bottom-up stock selection with top-down view
- It follows robust risk management practice to manage and mitigate risks, especially the ones specific to midcap segment of the market for e.g. Liquidity
- Sizing of bets is based on conviction and opportunity
- Exposure to other stocks than mid cap stocks in the portfolio to aim to maintain stability

Focus on Quality and Quantum

Midcap are good but Midcaps with Quality & Quantum are better

4Q Investment approach

1. **Quality of Business:** Scalability of business, Competitive Advantage, Market Share, Longevity, Pricing power, Brand strength
2. **Quality of Management:** Track record, Corporate governance, Promoter background, Capital allocation
3. **Quality of Earnings:** Consistency in earnings, Capital intensity, Cashflow
4. **Quantum of Earning:** Strong growth in earnings

Investment Objective

To seek to generate long-term capital growth from an actively managed portfolio of equity and equity related securities of predominantly mid cap companies. However, there can be no assurance or guarantee that the investment objective of the scheme would be achieved.

Source – Bloomberg, HSBC Mutual Fund

Note – Details provided above is As on 30 November 2025 or as latest available. Views provided above are based on information available in public domain at this moment and subject to change. Investors should not consider the same as investment advice. Please consult your financial advisor for all your investment decision.

Note: The sector(s)/stock(s)/issuer(s) mentioned in this document do not constitute any research report nor it should be considered as an investment research, investment recommendation or advice to any reader of this content to buy or sell any stocks / investments. The Fund/portfolio may or may not have any existing / future position in these sector(s)/stock(s)/issuer(s).

Source - HSBC Mutual Fund, Data as of 30 November 2025

Fund Manager - Cheenu Gupta Effective 26 Nov 2022. Total Schemes Managed - 5; Fund Manager - Mayank Chaturvedi Effective 01 Oct 2025. Total Schemes Managed - 20

Lump Sum Investment Performance											Inception Date
Fund / Benchmark (Value of Rs 10,000 invested)	1 Year		3 Years		5 Years		10 Years		Since Inception		
	Amount in ₹	Returns %	Amount in ₹	Returns %	Amount in ₹	Returns %	Amount in ₹	Returns %	Amount in ₹	Returns %	
HSBC Midcap Fund-Regular ^{8~}	10378	3.80	19183	24.28	26594	21.58	44664	16.14	403405	18.94	09-Aug-04
Scheme Benchmark (NIFTY Midcap 150 TRI)	10774	7.76	18847	23.55	31142	25.48	54493	18.47	NA	NA	
Additional Benchmark (Nifty 50 TRI)	10994	9.97	14461	13.10	21446	16.46	37349	14.08	208640	15.32	
HSBC Midcap Fund-Direct ^{8~}	10487	4.89	19805	25.61	28261	23.07	49856	17.42	107422	20.18	01-Jan-13
Scheme Benchmark (NIFTY Midcap 150 TRI)	10774	7.76	18847	23.55	31142	25.48	54493	18.47	94142	18.96	
Additional Benchmark (Nifty 50 TRI)	10994	9.97	14461	13.10	21446	16.46	37349	14.08	51555	13.54	

Past performance may or may not be sustained in future and is not a guarantee of any future returns. The performance details provided herein are of Regular as well as Direct Plan - Growth Option. Returns on ₹10,000 are point-to-point returns for the specific time period, invested at the start of the period. The returns for the respective periods are provided as on last available NAV of November 2025 for the respective schemes. Returns for 1 year and above are Compounded Annualized. Returns for less than 1 year is Simple Annualized. Load is not taken into consideration for computation of performance. Different plans shall have a different expense structure. The expenses of the Direct Plan under the Scheme will be lower to the extent of the distribution expenses / commission charged to the Regular Plan.

As per clause 5.9.1 of the SEBI Master Circular dated June 27, 2024, the scheme returns vis-à-vis the benchmark return (Total Return Index) shall be disclosed are provided from the date of allotment of units.

Post merger performance of the surviving scheme, arising out of merger of schemes with similar features, is computed as per the provisions of clause 13.4 of the SEBI Master Circular dated June 27, 2024, on Disclosure of Performance of Schemes post-merger using the weighted average performance of both transferor and transferee schemes. In other cases, performance is computed using the Applicable NAV of the surviving/continuing schemes. ~ Face value Rs 10

⁸**HSBC Midcap Fund:** The launch date of the Nifty Midcap 150 TRI is Apr 01, 2005 whereas the inception date of the scheme is Aug 09, 2004. The corresponding benchmark returns since inception of the scheme not available. (Methodology Document for Equity Indices (niftyindices.com))



SIP Performance - HSBC Midcap Fund - Regular					Inception Date: 09-Aug-04
Scheme Name & Benchmarks	1 Year	3 Years	5 Years	Since Inception	
Total amount invested (₹)	120000	360000	600000	2550000	
Market Value as on November 28, 2025 (₹)	1,31,167	4,93,321	10,01,198	2,16,79,084	
Scheme Returns (%)	17.96	21.66	20.64	17.28	
NIFTY Midcap 150 TRI - Scheme Benchmark (₹)	1,31,452	4,85,100	10,25,075	NA	
NIFTY Midcap 150 TRI - Scheme Benchmark Returns (%)	18.43	20.45	21.62	NA	
Nifty 50 TRI - Additional Benchmark (₹)	1,30,792	4,44,273	8,52,521	1,28,16,403	
Nifty 50 TRI - Additional Benchmark Returns (%)	17.34	14.21	14.05	13.34	
SIP Performance - HSBC Midcap Fund - Direct					Inception Date: 01-Jan-13
Scheme Name & Benchmarks	1 Year	3 Years	5 Years	Since Inception	
Total amount invested (₹)	120000	360000	600000	1540000	
Market Value as on November 28, 2025 (₹)	1,31,911	5,02,466	10,36,223	60,81,634	
Scheme Returns (%)	19.19	23.00	22.06	19.70	
NIFTY Midcap 150 TRI - Scheme Benchmark (₹)	1,31,452	4,85,100	10,25,075	62,71,673	
NIFTY Midcap 150 TRI - Scheme Benchmark Returns (%)	18.43	20.45	21.62	20.12	
Nifty 50 TRI - Additional Benchmark (₹)	1,30,792	4,44,273	8,52,521	40,66,320	
Nifty 50 TRI - Additional Benchmark Returns (%)	17.34	14.21	14.05	14.14	

Past performance may or may not be sustained in future and is not a guarantee of any future returns. For SIP returns, monthly investment of Rs. 10,000/- invested on the 1st day of every month has been considered. SIP Return are calculated on XIRR basis. IDCW are assumed to be reinvested and bonus is adjusted. Load is not taken into consideration. Mayank Chaturvedi shall be the fund manager for investments in foreign securities (wherever applicable) for all the schemes of HSBC Mutual Fund. w.e.f. October 01, 2025.

Source: HSBC Mutual Fund, data As on 30 November 2025

[Click here](#) to check other funds performance managed by the Fund Manager

Product Label

Scheme name and Type of scheme	Scheme Risk-o-meter	Benchmark Risk-o-meter (as applicable)
<p>HSBC Midcap Fund</p> <p>(An open ended equity scheme predominantly investing in mid cap stocks)</p> <p>This product is suitable for investors who are seeking*:</p> <ul style="list-style-type: none">• Long term wealth creation• Investment in equity and equity related securities of mid cap companies.	 <p>The risk of the scheme is Very High Risk</p>	<p>As per AMFI Tier I Benchmark i.e. Benchmark Index: Nifty Midcap 150 TRI</p>  <p>The risk of the benchmark is Very High Risk</p>

* Investors should consult their financial advisers if in doubt about whether the product is suitable for them.

Note on Risk-o-meters: Riskometer is As on 30 November 2025, Any change in risk-o-meter shall be communicated by way of Notice cum Addendum and by way of an e-mail or SMS to unitholders of that particular scheme

Past performance may or may not be sustained in future and is not a guarantee of any future returns. Source: HSBC Mutual Fund, data As on 30 November 2025

Investors are requested to note that as per SEBI (Mutual Funds) Regulations, 1996 and guidelines issued thereunder, HSBC AMC, its employees and/or empaneled distributors/agents are forbidden from guaranteeing/promising/assuring/predicting any returns or future performances of the schemes of HSBC Mutual Fund. Hence please do not rely upon any such statements/commitments. If you come across any such practices, please register a complaint via email at investor.line@mutualfunds.hsbc.co.in.

Disclaimer: This document has been prepared by HSBC Mutual Fund for information purposes only and should not be construed as i) an offer or recommendation to buy or sell securities, commodities, currencies or other investments referred to herein; or ii) an offer to sell or a solicitation or an offer for purchase of any of the funds of HSBC Mutual Fund; or iii) an investment research or investment advice. It does not have regard to specific investment objectives, financial situation and the particular needs of any specific person who may receive this document. Investors should seek personal and independent advice regarding the appropriateness of investing in any of the funds, securities, other investment or investment strategies that may have been discussed or referred herein and should understand that the views regarding future prospects may or may not be realized. In no event shall HSBC Mutual Fund/HSBC Asset management (India) Private Limited and / or its affiliates or any of their directors, trustees, officers and employees be liable for any direct, indirect, special, incidental or consequential damages arising out of the use of information / opinion herein.

This document is intended only for those who access it from within India and approved for distribution in Indian jurisdiction only. Distribution of this document to anyone (including investors, prospective investors or distributors) who are located outside India or foreign nationals residing in India, is strictly prohibited. Neither this document nor the units of HSBC Mutual Fund have been registered under Securities law/Regulations in any foreign jurisdiction. The distribution of this document in certain jurisdictions may be unlawful or restricted or totally prohibited and accordingly, persons who come into possession of this document are required to inform themselves about, and to observe, any such restrictions. If any person chooses to access this document from a jurisdiction other than India, then such person do so at his/her own risk and HSBC and its group companies will not be liable for any breach of local law or regulation that such person commits as a result of doing so.

© Copyright. HSBC Asset Management (India) Private Limited 2025, ALL RIGHTS RESERVED.
HSBC Mutual Fund, 9-11th Floor, NESCO - IT Park Bldg. 3, Nesco Complex, Western Express Highway, Goregaon East, Mumbai 400063. Maharashtra.
GST - 27AABCH0007N1ZS, Email: investor.line@mutualfunds.hsbc.co.in | Website: www.assetmanagement.hsbc.co/in

Mutual Fund investments are subject to market risks, read all scheme related documents carefully.