

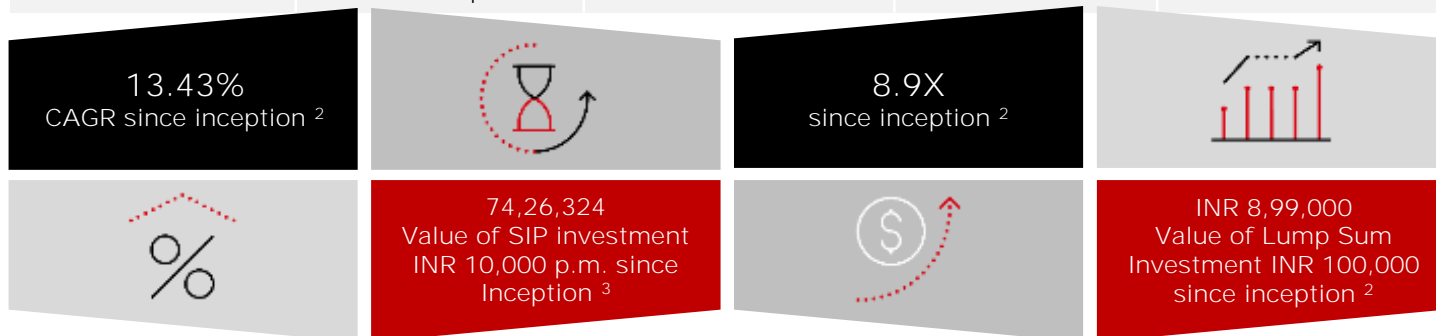
Product Note

HSBC ELSS Fund (HELF) (Formerly known as L&T Tax Advantage Fund)

Equity Linked Savings Scheme - An open ended equity linked saving scheme with a statutory lock in of 3 years and tax benefit.

August 2023

Fund Category	Fund Manager	Benchmark ¹	Inception Date	AUM
Equity Linked Savings Scheme	Cheenu Gupta, Gautam Bhupal and Sonal Gupta [#]	NIFTY 500 TRI	27 Feb 2006	Rs. 3300.39 Cr



Portfolio	% of net assets
HDFC Bank Limited	8.91%
ICICI Bank Limited	5.74%
Larsen & Toubro Limited	4.66%
Cholamandalam Investment & Finance Company Limited	3.82%
The Indian Hotels Company Limited	3.50%
Reliance Industries Limited	3.49%
KPIT Technologies Limited	3.48%
UltraTech Cement Limited	3.18%
Sun Pharmaceutical Industries Limited	3.05%
Infosys Limited	3.04%

Sector - Allocation	% of net assets
Banks	21.57%
IT - Software	10.61%
Finance	8.73%
Electrical Equipment	8.72%
Automobiles	5.33%
Construction	4.66%
Auto Components	4.12%
Consumer Durables	3.77%
Pharmaceuticals & Biotechnology	3.53%
Leisure Services	3.50%

Risk Ratios ⁴	
Standard Deviation ⁵	13.77%
Beta	0.86
Sharpe Ratio ⁵	1.02
R2	0.87

Load / Month End Total Expenses Ratios (Annualized) ⁷	
Entry Load	NA
Exit load – NIL (after 1 year), 1% (before 1 year) ⁶	
Expense ratio (Other than Direct) ⁸	1.92%
Expense ratio (Direct)	1.11%

¹ As per clause 1.9 of the SEBI Master Circular dated May 19, 2023, on 'Guiding Principles for bringing uniformity in Benchmarks of Mutual Fund Schemes' has introduced two-tiered structure for benchmarking of certain categories of schemes. Accordingly, the benchmark has been classified as Tier 1 benchmark effective from 01 December 2021.

² As on 31 July 2023 of Growth option regular plan. During the same period, scheme benchmark (Nifty 500 TRI) has moved by 7.8X to Rs. 7,87,960 from Rs.100,000 and delivered return of 12.57%. Please refer page no.3 for detailed performance of HSBC ELSS Fund.

³ During the same period, value of scheme benchmark (Nifty 500 TRI) has moved to 74,41,768 Refer to page 4 for performance details.

⁴ Quantitative Data disclosed are as per monthly returns (Annualized) for the last 3 years.

⁵ Risk free rate: 6.60% (FIMMDA-NSE MIBOR) as on 31 July 2023

Refer to the Fund's website, www.assetmanagement.hsbc.co.in for monthly portfolio disclosures.

⁶ Exit Load - If the units redeemed or switched out are upto 10% of the units purchased or switched in ("the limit") within 1 year from the date of allotment – Nil. If units redeemed or switched out are over and above the limit within 1 year from the date of allotment - 1% • If units are redeemed or switched out on or after 1 year from the date of allotment - Nil

⁷ TER Annualized TER including GST on Investment Management Fees

⁸ Continuing plans [#]Sonal Gupta is dedicated fund manager for investments in foreign securities by all the schemes of HSBC Mutual Fund.

Source – HSBC Mutual Fund, Data as of 31 July 2023

Most of us have a tendency to wait until the last moment in the financial year to start making tax saving investments, and more often than not, we end up making the wrong decisions. The key here is to begin investing at the start of the financial year and change the notion of “tax saving” into “tax planning”. This involves creating a strategy to help you maximise your tax savings together with wealth creation.

Why HSBC ELSS Fund?

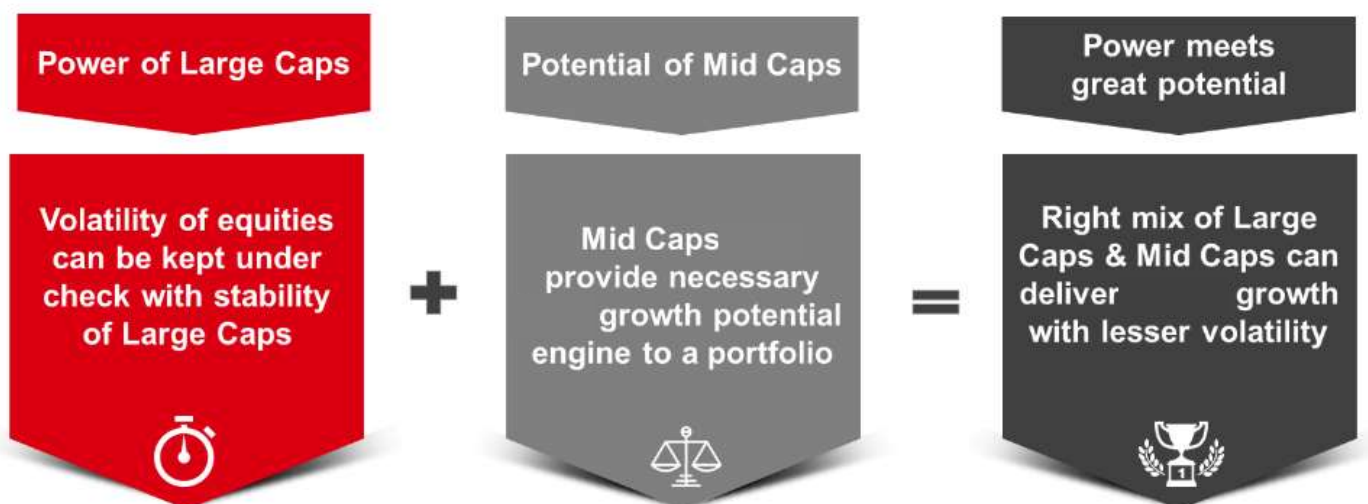
- To save taxes under Section 80C of Income Tax Act*
- The investment approach is bottom-up stock picking. The Scheme seeks to add the best opportunities that the market presents, without any sector/cap bias
- Bottom-up stock picking: The Scheme focuses on bottom-up stock picking (i.e. focusing solely on prospects of individual stocks) as opposed to a top-down approach (i.e. predicting macro-economic and political trends, themes/sectors and taking investment decisions based on them)
- No cap bias: It will seek to identify the best stocks at a point in time, regardless of any market cap bias.
- To create a corpus through generating inflation-adjusted returns to cater to long-term goals

Fund Philosophy

- The fund aims for bottom-up investment approach for stocks' and companies' selection for a well-diversified quality portfolio
- The 3 year lock-in helps the fund manager take positions in stocks with longer term potential
- The scheme focuses on delivering risk-adjusted performance over the long term coupled with tax saving under section 80C makes it an attractive investment option for long term investors
- The fund has a proven long-term track record across various time periods / market cycles
- The fund with its flexible investment approach of investing across the market spectrum, has stood the test of time and has a proven track record of over 10 years

Investment Objective

The investment objective of the Scheme is to generate long-term capital growth from a diversified portfolio of predominantly equity and equity-related securities. There is no assurance that the objective of the Scheme will be realised and the Scheme does not assure or guarantee any returns. For defensive considerations and/or managing liquidity, the Scheme may also invest in money market instruments.



Source – HSBC Mutual Fund, Data as of 31 July 2023

* Investors should consult their tax consultant if in doubt about whether the product is suitable for them.

HSBC ELSS Fund (HELF) | Product Note
[August 2023]

Fund Manager - Cheenu Gupta (No of Schemes Managed – 8) - Managing Fund Since 02 Jul 2021 and Gautam Bhupal (No of Schemes Managed – 8) - Managing Fund Since 26 Nov 2022 and Sonal Gupta (No of Schemes Managed - 5, for investment in foreign securities)

Lump Sum Investment Performance									Inception Date
Fund / Benchmark (Value of Rs 10,000 invested)	1 Year		3 Years		5 Years		Since Inception		
	Amount in Rs	PTP Returns %	Amount in Rs	PTP Returns %	Amount in Rs	PTP Returns %	Amount in Rs	PTP Returns %	
HSBC ELSS Fund-Regular	11853	18.42	17989	21.62	15845	9.64	89900	13.43	27-Feb-06
Scheme Benchmark (Nifty 500 TRI)	11735	17.25	19490	24.91	18666	13.29	78796	12.57	
Additional Benchmark (Nifty 50 TRI)	11628	16.18	18479	22.71	18447	13.02	79624	12.64	
Performance of other funds managed by the Fund Manager									Inception Date
Fund / Benchmark (Value of Rs 10,000 invested)	1 Year		3 Years		5 Years		Since Inception		
	Amount in Rs	PTP Returns %	Amount in Rs	PTP Returns %	Amount in Rs	PTP Returns %	Amount in Rs	PTP Returns %	
HSBC Large and Mid Cap Fund-Regular	12101	20.89	18637	23.06	NA	NA	17785	14.17	28-Mar-19
Scheme Benchmark (NIFTY Large Midcap 250 TRI)	12061	20.49	21235	28.53	NA	NA	20156	17.50	
Additional Benchmark (Nifty 50 TRI)	11628	16.18	18479	22.71	NA	NA	17989	14.47	
HSBC Large Cap Fund – Regular ¹⁰	11523	15.14	17218	19.86	16819	10.95	376246	19.20	10-Dec-02
Scheme Benchmark (Nifty 100 TRI)	11416	14.08	18134	21.95	17908	12.35	NA	NA	
Additional Benchmark (Nifty 50 TRI)	11628	16.18	18479	22.71	18447	13.02	245306	16.76	
HSBC Business Cycles Fund-Regular	12354	23.40	21555	29.18	17931	12.38	28629	12.47	20-Aug-14
Scheme Benchmark (Nifty 50 TRI)	11735	17.25	19490	24.91	18666	13.29	29812	12.98	
Additional Benchmark (Nifty 50 TRI)	11628	16.18	18479	22.71	18447	13.02	27932	12.16	
HSBC Infrastructure Fund-Regular	13960	39.35	26412	38.23	19141	13.86	32851	7.79	27-Sep-07
Scheme Benchmark (Nifty Infrastructure TRI)	12589	25.73	20160	26.33	20977	15.96	16578	3.24	
Additional Benchmark (Nifty 50 TRI)	11628	16.18	18479	22.71	18447	13.02	47637	10.35	
HSBC Mid Cap Fund-Regular ¹¹	12051	20.38	19385	24.69	17110	11.33	241503	18.26	09-Aug-04
Scheme Benchmark (Nifty Midcap 150 TRI)	12715	26.98	24713	35.20	22157	17.24	NA	NA	
Additional Benchmark (Nifty 50 TRI)	11628	16.18	18479	22.71	18447	13.02	152923	15.45	
HSBC Tax Saver Equity Fund-Regular	11322	13.14	18261	22.23	16629	10.70	62425	11.68	05-Jan-07
Scheme Benchmark (Nifty 500 TRI)	11735	17.25	19490	24.91	18666	13.29	62161	11.65	
Additional Benchmark (Nifty 50 TRI)	11628	16.18	18479	22.71	18447	13.02	60495	11.47	
HSBC Conservative Hybrid Fund - Regular	10786	7.82	12423	7.50	14008	6.97	47788	8.38	24-Feb-04
Scheme Benchmark (NIFTY Large Midcap 250 TRI)	10893	8.88	12412	7.47	15292	8.86	47775	8.38	
Additional Benchmark (CRISIL 10 year Gilt Index)	10793	7.89	10891	2.89	13686	6.47	28630	5.56	
HSBC Equity Savings Fund-Regular	11118	11.12	14639	13.55	14599	7.86	25581	8.29	18-Oct-11
Scheme Benchmark (NIFTY Equity Savings Index)	11013	10.07	13726	11.13	15295	8.87	29645	9.65	
Additional Benchmark (CRISIL 10 year Gilt Index)	10793	7.89	10891	2.89	13686	6.47	21601	6.75	
HSBC Aggressive Hybrid Fund-Regular	11534	15.25	15836	16.56	15453	9.09	41203	12.01	07-Feb-11
Scheme Benchmark (NIFTY 50 Hybrid Composite Debt 65:35 Index)	11330	13.23	15768	16.39	17415	11.73	37535	11.18	
Additional Benchmark (Nifty 50 TRI)	11628	16.18	18479	22.71	18447	13.02	42678	12.33	
HSBC Managed Solutions India – Conservative	10648	6.44	11557	4.94	13146	5.62	18540	6.90	30-Apr-14
Scheme Benchmark (CRISIL Composite Bond Fund-Reg Index,S&P BSE 200 TRI)	10949	9.43	12479	7.66	15170	8.69	22819	9.32	
Additional Benchmark (Nifty 50 TRI)	11628	16.18	18479	22.71	18447	13.02	33116	13.81	
Additional Benchmark (CRISIL 10 Year Gilt Index)	10793	7.89	10891	2.89	13686	6.47	18768	7.04	
HSBC Managed Solutions India – Growth	11612	16.03	17394	20.26	16783	10.90	30254	12.70	30-Apr-14
Scheme Benchmark (CRISIL Composite Bond Fund-Reg Index,S&P BSE 200 TRI)	11536	15.27	18014	21.68	18245	12.77	33801	14.06	
Additional Benchmark (Nifty 50 TRI)	11628	16.18	18479	22.71	18447	13.02	33116	13.81	
Additional Benchmark (CRISIL 10 Year Gilt Index)	10793	7.89	10891	2.89	13686	6.47	18768	7.04	
HSBC Managed Solutions India – Moderate	11403	13.95	15943	16.82	16019	9.88	27239	11.43	30-Apr-14
Scheme Benchmark (CRISIL Hybrid 35+65 – Aggressive Index)	11332	13.24	16062	17.11	17539	11.89	30750	12.90	
Additional Benchmark (Nifty 50 TRI)	11628	16.18	18479	22.71	18447	13.02	33116	13.81	
Additional Benchmark (CRISIL 10 Year Gilt Index)	10793	7.89	10891	2.89	13686	6.47	18768	7.04	

Source – HSBC Mutual Fund, Data as of 31 July 2023

PUBLIC

Fund / Benchmark (Value of Rs 10,000 Invested)	1 Year		3 Years		Since Inception		22-Jul-20
	Amount in Rs	PTP Returns %	Amount in Rs	PTP Returns %	Amount in Rs	PTP Returns %	
HSBC Focused Fund-Regular	11520	15.11	16970	19.28	17222	19.69	
Scheme Benchmark (Nifty 500 TRI)	11735	17.25	19490	24.91	19472	24.65	
Additional Benchmark (Nifty 50 TRI)	11628	16.18	18479	22.71	18388	22.31	

PTP returns – Point to Point returns. As per clause 5.9.1 of the SEBI Master Circular dated May 19, 2023 the scheme returns vis-à-vis the benchmark return (Total Return Index) shall be disclosed from the date of allotment of units. | IDCW are assumed to be reinvested and Bonus is adjusted. | The performance details provided herein is of Regular Plan - Growth Option. Returns on ₹10,000 are point-to-point returns for the specific time period, invested at the start of the period. The returns for the respective periods are provided as on last available NAV of July 2023 for the respective Schemes. | Returns for 1 year and above are Compounded Annualized. Returns for less than 1 year is Simple Annualized. Load is not taken into consideration for computation of performance. Different plans shall have a different expense structure. The expenses of the Direct Plan under the Scheme will be lower to the extent of the distribution expenses / commission charged to the Regular Plan. Considering the varying maturities of the close ended schemes, the performance of close-ended schemes is not provided as it is strictly not comparable with that of open-ended schemes.

Post merger performance of the surviving scheme, arising out of merger of schemes with similar features, is computed as per the provisions of clause 13.4 of the SEBI Master Circular dated May 19, 2023 on Disclosure of Performance of Schemes post-merger using the weighted average performance of both transferor and transferee schemes. In other cases, performance is computed using the Applicable NAV of the surviving/continuing schemes.

¹⁰HSBC Large Cap Fund: The launch date of the Nifty 100 TRI is Jan 01, 2003 whereas the inception date of the scheme is Dec 10, 2002. The corresponding benchmark returns since inception of the scheme not available.

¹¹HSBC Mid Cap Fund: The launch date of the S&P BSE 150 Mid Cap TRI is November 30, 2017 whereas the inception date of the scheme is August 09, 2004. The corresponding benchmark returns since inception of the scheme is not available.

Past performance may or may not be sustained in the future. Source: HSBC Mutual Fund, data as on 31 July 2023, Past performance may or may not be sustained in the future. Refer note below.

Name of Scheme	Fund Manager	No. of funds managed and Co-managed
HSBC ELSS Fund	Cheenu Gupta- Since Jul 02, 2021 Gautam Bhupal- Since Nov 26,2022	Cheenu Gupta-8 Gautam Bhupal-8
HSBC Large Cap Fund	Neelotpal Sahai- Since May 27, 2013 Gautam Bhupal- Since June 01, 2023	Neelotpal Sahai-4 Gautam Bhupal-8
HSBC Large & Mid Cap Fund	Cheenu Gupta- Since Nov 26, 2022 Neelotpal Sahai- Since Mar 28, 2019	Cheenu Gupta-4 Neelotpal Sahai-4
HSBC Business Cycles Fund	Gautam Bhupal- Since June 01, 2023 Venugopal Manghat- Since Aug 20 2014	Gautam Bhupal-8 Venugopal Manghat-6
HSBC Focused Fund	Neelotpal Sahai- Since July 29, 2020 Cheenu Gupta- Since June 01, 2023	Neelotpal Sahai-4 Cheenu Gupta-8
HSBC Infrastructure Fund	Venugopal Manghat- Since Dec 17, 2019 Gautam Bhupal- Since Nov 26, 2022	Venugopal Manghat-6 Gautam Bhupal-8
HSBC Midcap Fund	Vihang Shankar Naik- Since June 28 2016 Cheenu Gupta- Since Nov 26 2022	Vihang Shankar Naik-4 Cheenu Gupta-8
HSBC Tax Saver Fund	Gautam Bhupal- Since July 23, 2019 Cheenu Gupta- Since Nov 26, 2022	Gautam Bhupal-8 Cheenu Gupta-8
HSBC Conservative Hybrid Fund	Mahesh Chhabria (Fixed Income) Since July 15, 2023 Cheenu Gupta (Equity) Since Nov 26,2022	Mahesh Chhabria-10 Cheenu Gupta-8
HSBC Equity Savings Fund	Cheenu Gupta (Equity) -Since Jul 02, 2021 Mahesh Chhabria (Fixed Income) -Since July 15,2023	Cheenu Gupta-8 Mahesh Chhabria-10
HSBC Aggressive Hybrid Fund	Cheenu Gupta (Equity)- Since July 02, 2021 Shriram Ramanathan (Fixed Income)-Since May 30, 2016	Cheenu Gupta-8 Shriram Ramanathan-11
HSBC Managed Solutions India - Conservative	Gautam Bhupal- since October 21, 2015	Gautam Bhupal-8
HSBC Managed Solutions India - Growth	Gautam Bhupal- since October 21, 2015	Gautam Bhupal-8
HSBC Managed Solutions India - Moderate	Gautam Bhupal- since October 21, 2015	Gautam Bhupal-8

SIP Performance - HSBC ELSS Fund - Regular					Inception Date: 27-Feb-06
Scheme Name & Benchmarks	1 Year	3 Years	5 Years	Since Inception	
Total amount invested (₹)	120000	360000	600000	2090000	
Market Value as on July 31, 2023 (₹)	134,626	451,502	871,469	7,426,324	
Scheme Returns (%)	23.47	15.30	14.93	13.16	
Nifty 500 TRI - Scheme Benchmark (₹)	134,779	467,513	939,930	7,441,768	
Nifty 500 TRI - Scheme Benchmark Returns (%)	23.73	17.76	18.02	13.18	
Nifty 50 TRI - Additional Benchmark (₹)	133,069	458,661	912,222	7,095,854	
Nifty 50 TRI - Additional Benchmark Returns (%)	20.90	16.41	16.79	12.71	

For SIP returns, monthly investment of Rs.10,000 invested on the 1st day of every month has been considered. SIP Return are calculated on XIRR basis.

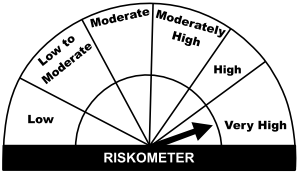
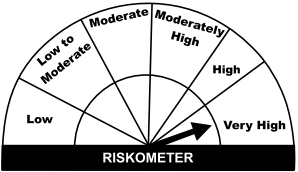
As per clause 5.9.1 of the SEBI Master Circular dated May 19, 2023 the scheme returns vis-à-vis the benchmark return (Total Return Index) shall be disclosed are provided from the date of allotment of units.


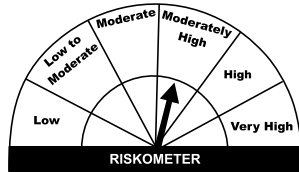
The performance details provided herein is of Regular Plan - Growth Option. Returns on ₹10,000 are point-to-point returns for the specific time period, invested at the start of the period. The returns for the respective periods are provided as on last available NAV of July 2023 for the respective Schemes. Returns for 1 year and above are Compounded Annualized. Returns for less than 1 year is Simple Annualized. Load is not taken into consideration for computation of performance. Different plans shall have a different expense structure. The expenses of the Direct Plan under the Scheme will be lower to the extent of the distribution expenses / commission charged to the Regular Plan. Considering the varying maturities of the close ended schemes, the performance of close-ended schemes is not provided as it is strictly not comparable with that of open-ended schemes.

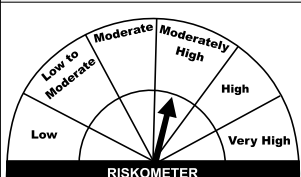

Post merger performance of the surviving scheme, arising out of merger of schemes with similar features, is computed as per the provisions of clause 13.4 of the SEBI Master Circular dated May 19, 2023 on Disclosure of Performance of Schemes post-merger using the weighted average performance of both transferor and transferee schemes. In other cases, performance is computed using the Applicable NAV of the surviving/continuing schemes.

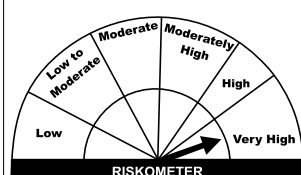
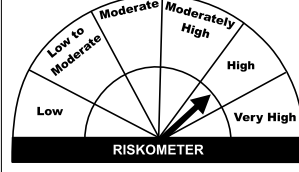
Source: HSBC Mutual Fund, data as on 31 July 2023, Past performance may or may not be sustained in the future.

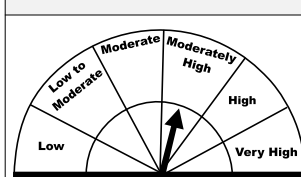
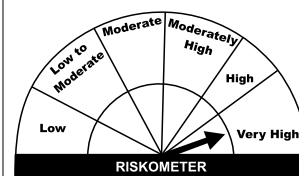

Product Label


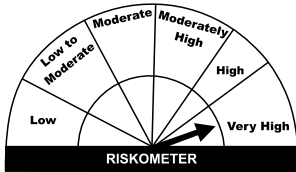

Scheme name and Type of scheme	Riskometer of the Scheme	Riskometer of the benchmark
<p>This product is suitable for investors who are seeking*:</p> <p>HSBC ELSS Fund (Erstwhile L&T Tax Advantage Fund) - Equity Linked Savings Scheme - An open ended equity linked saving scheme with a statutory lock in of 3 years and tax benefit</p> <ul style="list-style-type: none"> • Long term capital growth • Investment predominantly in equity and equity-related securities. (Benchmark : NIFTY 500 TRI Index) <p>HSBC Large Cap Fund (Erstwhile HSBC Large Cap Equity Fund) - Large Cap Fund – An open ended equity scheme predominantly investing in large cap stocks.</p> <ul style="list-style-type: none"> • To create wealth over long term. • Investment in predominantly large cap equity and equity related securities. (Benchmark : NIFTY 100 TRI Index) <p>HSBC Large and Mid Cap Fund (Erstwhile HSBC Large & Mid Cap Equity Fund) - Large and Mid Cap Fund – An open ended equity scheme investing in both large cap and mid cap stocks.</p> <ul style="list-style-type: none"> • Long term wealth creation and income • Investment predominantly in equity and equity related securities of Large and Mid cap companies (Benchmark : NIFTY Large Midcap 250 TRI) <p>HSBC Infrastructure Fund - Thematic Fund (Erstwhile L&T Infrastructure Fund) – An open-ended Equity Scheme following Infrastructure theme.</p> <ul style="list-style-type: none"> • To create wealth over long term • Investment in equity and equity related securities, primarily in themes that play an important role in India's economic development. (Benchmark : NIFTY Infrastructure TRI) <p>HSBC Midcap Fund (Erstwhile L&T Midcap Fund) - Midcap Fund – An open ended equity scheme predominantly investing in mid cap stocks.</p> <ul style="list-style-type: none"> • Long term wealth creation • Investment in equity and equity related securities of mid cap companies. (Benchmark : NIFTY Midcap 150 TRI) <p>HSBC Tax Saver Equity Fund - Equity Linked Savings Scheme - An open ended equity linked saving scheme with a statutory lock in of 3 years and tax benefit</p> <ul style="list-style-type: none"> • To create wealth over long term • Investment in equity and equity related securities with no capitalisation bias. (Benchmark : NIFTY 500 TRI Index) <p>HSBC Business Cycles Fund (Erstwhile L&T Business Cycles Fund) - Thematic Fund - An open ended equity scheme following business cycles based investing theme.</p> <ul style="list-style-type: none"> • An open ended equity scheme following business cycles based investing theme • Investment predominantly in equity and equity-related securities, including equity derivatives in Indian markets with focus on riding business cycles through dynamic allocation between various sectors and stocks at different stages of business cycles in the economy. (Benchmark : NIFTY 500 TRI Index) <p>HSBC Focused Fund (Erstwhile HSBC Focused Equity Fund) - Focused Fund – An open ended equity scheme investing in maximum 30 stocks across market caps (i.e. Multi-Cap).</p> <ul style="list-style-type: none"> • Long term wealth creation • Investment in equity and equity related securities across market capitalization in maximum 30 stocks. (Benchmark : NIFTY 500 TRI Index) 	 <p>Investors understand that their principal will be at Very High risk</p>	


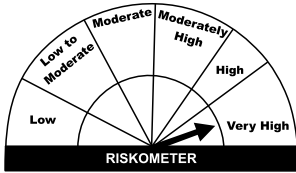
HSBC Conservative Hybrid Fund (Erstwhile HSBC Regular Savings Fund)		
 <p>Investors understand that their principal will be at Moderately High risk</p>	<p>Conservative Hybrid Fund – An open ended hybrid scheme investing predominantly in debt instruments.</p> <p>This product is suitable for investors who are seeking*:</p> <ul style="list-style-type: none"> Investment in fixed income (debt and money market instruments) as well as equity and equity related securities Capital appreciation over medium to long term 	<p>Benchmark Index: NIFTY 50 Hybrid Composite Debt 15:85 Index</p> 

HSBC Equity Savings Fund (Erstwhile L&T Equity Savings Fund)		
 <p>Investors understand that their principal will be at Moderately High risk</p>	<p>Equity Savings Fund – An open ended scheme investing in equity, arbitrage and debt.</p> <p>This product is suitable for investors who are seeking*:</p> <ul style="list-style-type: none"> Investment in fixed income (debt and money market instruments) as well as equity and equity related securities Capital appreciation over medium to long term 	<p>Benchmark Index: NIFTY Equity Savings Index</p> 

HSBC Aggressive Hybrid Fund (Erstwhile L&T Hybrid Equity Fund)		
 <p>Investors understand that their principal will be at Very High risk</p>	<p>Aggressive Hybrid Fund - An open ended hybrid scheme investing predominantly in equity and equity related instruments..</p> <p>This product is suitable for investors who are seeking*:</p> <ul style="list-style-type: none"> Long term wealth creation and income Investment in equity and equity related securities and fixed income instruments 	<p>Benchmark Index: Nifty 50 Hybrid composite debt 65:35 Index</p> 

HSBC Managed Solutions India - Conservative		
 <p>Investors understand that their principal will be at Moderately High risk</p>	<p>Fund of Funds (Domestic) - An Open Ended Fund of Funds Scheme investing in a basket of equity, debt, Gold and other Exchange Traded Funds.</p> <p>This product is suitable for investors who are seeking*:</p> <ul style="list-style-type: none"> To provide income over the long-term. Investing predominantly in units of debt mutual funds as well as in a basket of equity mutual funds, gold & other exchange traded funds and money market instruments. 	<p>Benchmark: S&P BSE 200 TRI Index</p>  <p>Benchmark: CRISIL Composite Bond Fund Index</p> 

HSBC Managed Solutions India - Growth		
 <p>RISKOMETER</p> <p>Investors understand that their principal will be at Very High risk</p>	<p>Fund of Funds (Overseas/Domestic) - An Open Ended Fund of Funds Scheme investing in a basket of equity, debt, Gold and other Exchange Traded Funds.</p> <p>This product is suitable for Investors who are seeking*:</p> <ul style="list-style-type: none"> To create wealth over long term Investing predominantly in units of equity mutual funds as well as in a basket of debt mutual funds, gold & exchange traded funds, offshore mutual funds and money market instruments. 	<p>Benchmark Index : S&P BSE 200 Index</p>  <p>RISKOMETER</p> <p>Benchmark Index : CRISIL Composite Bond Fund Index</p>  <p>RISKOMETER</p>

HSBC Managed Solutions India - Moderate		
 <p>RISKOMETER</p> <p>Investors understand that their principal will be at High risk</p>	<p>Fund of Funds (Overseas/Domestic) - An Open Ended Fund of Funds Scheme investing in a basket of equity, debt, Gold and other Exchange Traded Funds.</p> <p>This product is suitable for Investors who are seeking*:</p> <ul style="list-style-type: none"> To create wealth and provide income over the long-term; Investments in a basket of debt mutual funds, equity mutual funds, gold & exchange traded funds, offshore mutual funds and money market instruments; 	<p>Benchmark Index : CRISIL Hybrid 35+65 - Aggressive Index</p>  <p>RISKOMETER</p>

* Investors should consult their financial advisers if in doubt about whether the product is suitable for them.

Note on Risk-o-meters: Riskometer is as on 31 July 2023, Any change in risk-o-meter shall be communicated by way of Notice cum Addendum and by way of an e-mail or SMS to unitholders of that particular scheme

Past performance may or may not be sustained in the future. Source: HSBC Mutual Fund, data as on 31 July 2023

Disclaimer: This document has been prepared by HSBC Asset Management (India) Private Limited (HSBC) for information purposes only and should not be construed as i) an offer or recommendation to buy or sell securities, commodities, currencies or other investments referred to herein; or ii) an offer to sell or a solicitation or an offer for purchase of any of the funds of HSBC Mutual Fund; or iii) an investment research or investment advice. It does not have regard to specific investment objectives, financial situation and the particular needs of any specific person who may receive this document. Investors should seek personal and independent advice regarding the appropriateness of investing in any of the funds, securities, other investment or investment strategies that may have been discussed or referred herein and should understand that the views regarding future prospects may or may not be realized. In no event shall HSBC Mutual Fund/HSBC Asset management (India) Private Limited and / or its affiliates or any of their directors, trustees, officers and employees be liable for any direct, indirect, special, incidental or consequential damages arising out of the use of information / opinion herein.

This document is intended only for those who access it from within India and approved for distribution in Indian jurisdiction only. Distribution of this document to anyone (including investors, prospective investors or distributors) who are located outside India or foreign nationals residing in India, is strictly prohibited. Neither this document nor the units of HSBC Mutual Fund have been registered under Securities law/Regulations in any foreign jurisdiction. The distribution of this document in certain jurisdictions may be unlawful or restricted or totally prohibited and accordingly, persons who come into possession of this document are required to inform themselves about, and to observe, any such restrictions. If any person chooses to access this document from a jurisdiction other than India, then such person do so at his/her own risk and HSBC and its group companies will not be liable for any breach of local law or regulation that such person commits as a result of doing so.

© Copyright. HSBC Asset Management (India) Private Limited 2023, ALL RIGHTS RESERVED.
HSBC Mutual Fund, 9-11th Floor, NESCO - IT Park Bldg. 3, Nesco Complex, Western Express Highway, Goregaon East, Mumbai 400063. Maharashtra.
GST - 27AABCH0007N1ZS, Email: investor.line@mutualfunds.hsbc.co.in | Website: www.assetmanagement.hsbc.co/in

Mutual fund investments are subject to market risks, read all scheme related documents carefully.