

# Fund Overview

## HSBC Overnight Fund

(An open ended debt scheme investing in overnight securities. Relatively Low interest rate risk and relatively Low credit risk.)



November 2025

<b>Fund Launch Date</b>	22 May 2019
<b>Fund manager</b>	Mahesh Chhabria, Abhishek Iyer
<b>Investment Manager</b>	HSBC Asset Management (India) Pvt. Ltd
<b>Currency</b>	INR
<b>Fund Domicile</b>	India
<b>Benchmark</b>	NIFTY 1D Rate Index <sup>1</sup>
<b>Dealing</b>	Every Business Day
<b>Cut-off Time<sup>2</sup></b>	13:30 for Subscriptions and Switch Ins, 15:00 for Redemption and Switch Outs
<b>Settlement</b>	T+1

### Overview

- ◆ Provides investors with an opportunity to invest in short-term INR denominated money market instruments.
- ◆ Main objectives/ Includes:
  - Daily liquidity \*
  - Active risk management
  - Extensive credit research

### Portfolio characteristics

Yield to Maturity <sup>3</sup>	5.57%
Current AUM <sup>4</sup> &	INR 42.6 bn
Average Maturity	3.65 Days
Modified Duration	3.65 Days
Macaulay Duration	3.65 Days

**Exit Load: NIL**, The exit load set forth above is subject to change at the discretion of the AMC and such changes shall be implemented prospectively. No exit load (if any) will be charged for units allotted under bonus / Reinvestment of IDCW option.

**Month End Total Expenses Ratios (Annualized)<sup>5</sup> – Regular<sup>6</sup>: 0.14%, Direct: 0.06%**

#### Fund Approach

- Primary objective of these funds is to seek to generate returns commensurate with low risk and providing high level of liquidity, through investments made primarily in overnight securities having maturity of up to 1 business day.
- The fund can invest in Tri party Repos (TREPS), reverse repos, CROMS and other eligible 1-day assets

Data as on 31 October 2025

(1) As per para 14.2 of SEBI Master Circular on Mutual Funds dated June 27, 2024, on 'Guiding Principles for bringing uniformity in Benchmarks of Mutual Fund Schemes' has introduced two-tiered structure for benchmarking of certain categories of schemes. Accordingly, the benchmark has been classified as Tier 1 benchmark effective from 01 December 2021. (2) Subscription is subject to availability of funds for utilization before the cut-off time without availing any credit facility. (3) YTM is annualized.

(4) AUM is as on 31 October 2025.

(5) TER Annualized TER including GST on Investment Management Fees

(6) Continuing plans

\* For disclosure of quarterly AUM/AAUM and AUM by geography, please visit our website: <https://www.assetmanagement.hsbc.co.in/en/mutual-funds/investor-resources/information-library#&accordion1446811090=4>

Source – HSBC Mutual Fund, Data as of 31 October 2025. Past performance may or may not be sustained in future and is not a guarantee of any future returns.

As per clause 1.9 of the SEBI Master Circular dated June 27, 2024, the Fund shall transfer the redemption / repurchase proceeds within 3 working Days, from the date of acceptance of redemption request. Under normal circumstances, the Fund will endeavour to dispatch the redemption proceeds 1 Business Day from the date of receiving a valid redemption request before the cut off time. Source: HSBC Mutual Fund, Data as on 31 October 2025

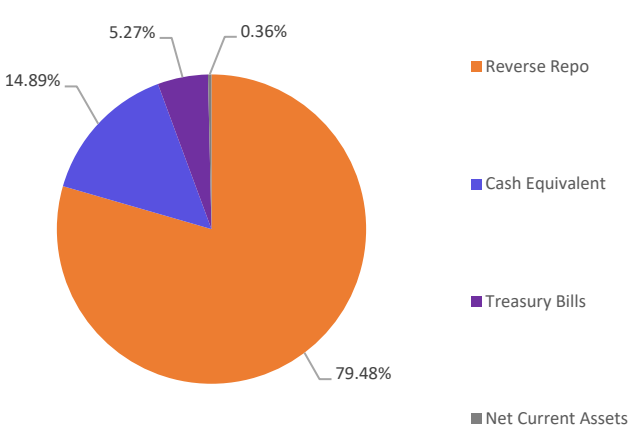
**Map Disclaimer:** The world map is not accurate and is for illustration purpose only.

Fund Information

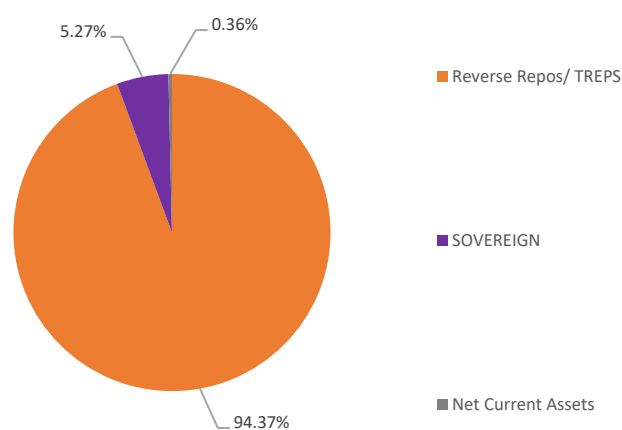
Features	
NAV (as on 31.10.25) - Growth option	INR 1,368.4440
Settlement Date	T+1 <sup>7</sup>

HSBC Mutual Fund/HSBC Mutual Fund (India) Private Limited would update the current expense ratios (TER) on its website at least three working days prior to the effective date of the change. Details of such changes can be referred on the following link under the Daily TER section:  
[https://old.camsonline.com/COL\\_HSBCDownload.aspx](https://old.camsonline.com/COL_HSBCDownload.aspx)  
HSBC Overnight Fund (HOF)

Portfolio Compositions<sup>8</sup>  
Instrument Mix



Credit Quality Mix – local<sup>9</sup>  
credit rating agencies’ short-term ratings



Issuer	Rating	% to Net Assets
Reverse Repo		79.48%
REPO 03-Nov-2025 5.6	Reverse Repos/TREPS Reverse Repos/TREPS	52.11%
REPO 03-Nov-2025 5.58	Reverse Repos/TREPS Reverse Repos/TREPS	23.49%
REPO 03-Nov-2025 5.63	Reverse Repos/TREPS Reverse Repos/TREPS	3.88%
Treasury Bills		5.27%
91 DTB 06Nov2025	SOVEREIGN	1.76%
182 DAYS T-BILL 13NOV25	SOVEREIGN	1.17%
91 DTB 20Nov2025	SOVEREIGN	1.17%
182 DTB 27Nov2025	SOVEREIGN	1.17%
Cash Equivalent		15.25%
TREPS*		14.89%
Net Current Assets		0.36%
Total Net Assets as on 31-October-2025		100.00%

\*TREPS : Tri-Party Repo fully collateralized by G-Sec

Investment process and team

Our investment process is active, fundamental and value driven. It combines qualitative top-down analysis of macroeconomic and market dynamics, with structured bottom-up research into individual bond issuers and fixed income securities. While investment decisions are taken locally to ensure focus and accountability, our portfolio managers in India are able to access the expertise and experience of our investment professionals worldwide in order to gain a truly global perspective.

Notes:  
(7, 8) Subject to change without notice.  
(9) The rating mentioned above refers to the local credit rating in India. The rating criteria and methodology used by Indian local rating agencies may be different from those adopted by most of the established international credit rating agencies. Therefore, the Indian local credit rating system may not provide an equivalent standard for comparison with securities rated by international credit rating agencies.  
Source: HSBC Mutual Fund, All data as on 31 October 2025 except otherwise mentioned

Fund / Benchmark (Value of Rs 10,000 invested)	7 Days		15 Days		30 Days		3 Months		6 Months		1 Year		3 Years		5 Years		10 Years		Since Inception		Inception Date:
	Amount in Rs	Returns %	Amount In Rs	Returns %	Amount in Rs	Returns %	Amount in Rs	Returns %	Amount in Rs	Returns %	Amount in Rs	Returns (%)	Amount in Rs	Returns %	Amount in Rs	Returns %	Amount in Rs	Returns %	Amount in Rs	Returns %	
HSBC Overnight Fund – Regular Plan~~~~	10009	5.37	10020	5.38	10041	5.33	10132	5.32	10268	5.39	10593	5.93	12029	6.35	12908	5.23	NA	NA	13623	4.91	22-May-19
Scheme Benchmark (NIFTY 1D Rate Index)	10009	5.50	10021	5.49	10042	5.43	10134	5.42	10273	5.49	10604	6.04	12073	6.48	13001	5.38	NA	NA	13811	5.13	
Additional Benchmark (CRISIL 1 Year T Bill Index)	10002	1.41	10013	3.33	10032	4.15	10104	4.20	10261	5.25	10665	6.65	12275	7.07	13141	5.61	NA	NA	14446	5.87	
HSBC Overnight Fund - Direct Plan~~~~	10009	5.45	10020	5.46	10042	5.41	10134	5.40	10272	5.48	10603	6.03	12066	6.45	12976	5.34	NA	NA	13784	5.10	22-May-19
Scheme Benchmark (NIFTY 1D Rate Index)	10009	5.50	10021	5.49	10042	5.43	10134	5.42	10273	5.49	10604	6.04	12073	6.48	13001	5.38	NA	NA	13811	5.13	
Additional Benchmark (CRISIL 1 Year T Bill Index)	10002	1.41	10013	3.33	10032	4.15	10104	4.20	10261	5.25	10665	6.65	12275	7.07	13141	5.61	NA	NA	14446	5.87	

**Past performance may or may not be sustained in future and is not a guarantee of any future returns.** The performance details provided herein are of Regular as well as Direct Plan - Growth Option. Returns on ₹10,000 are point-to-point returns for the specific time period, invested at the start of the period. The returns for the respective periods are provided as on last available NAV of October 2025 for the respective schemes. Returns for 1 year and above are Compounded Annualized. Returns for less than 1 year is Simple Annualized. Load is not taken into consideration for computation of performance. Different plans shall have a different expense structure. The expenses of the Direct Plan under the Scheme will be lower to the extent of the distribution expenses / commission charged to the Regular Plan.

As per clause 5.9.1 of the SEBI Master Circular dated June 27, 2024, the scheme returns vis-à-vis the benchmark return (Total Return Index) shall be disclosed are provided from the date of allotment of units.

Post merger performance of the surviving scheme, arising out of merger of schemes with similar features, is computed as per the provisions of clause 13.4 of the SEBI Master Circular dated June 27, 2024, on Disclosure of Performance of Schemes post-merger using the weighted average performance of both transferor and transferee schemes. In other cases, performance is computed using the Applicable NAV of the surviving/continuing schemes. ~~~~ Face value Rs 1000



Returns for Debt schemes has been calculated as on last business day NAV provided as on 31 October 2025.

Source: HSBC Mutual Fund, data as on 31 October 2025

[Click here](#) to check other funds performance managed by the Fund Manager

Note : Please refer to Scheme Information Document for more details on Asset Allocation of the scheme.

Product Label

Scheme name and Type of scheme	Scheme Risk-o-meter	Benchmark Risk-o-meter
<b>HSBC Overnight Fund</b>  (An open ended debt scheme investing in overnight securities. Relatively Low interest rate risk and relatively Low credit risk.)  <b>This product is suitable for investors who are seeking*:</b> <ul style="list-style-type: none"><li>Income over short term and high liquidity</li><li>Investment in debt &amp; money market instruments with overnight maturity</li></ul>	 The risk of the scheme is Low Risk	<p>As per AMFI Tier 1 <b>Benchmark Index : NIFTY 1D Rate Index</b></p>  The risk of the benchmark is Low Risk

\* Investors should consult their financial advisers if in doubt about whether the product is suitable for them.

**Note on Risk-o-meters:** Riskometer is as on 31 October 2025, Any change in risk-o-meter shall be communicated by way of Notice cum Addendum and by way of an e-mail or SMS to unitholders of that particular scheme

Potential Risk Class (HSBC Overnight Fund)			
Credit Risk →	Relatively Low (Class A)	Moderate (Class B)	Relatively High (Class C)
Interest Rate Risk ↓			
Relatively Low (Class I)	A-I		
Moderate (Class II)			
Relatively High (Class III)			
A Scheme with Relatively Low interest rate risk and Low credit risk.			

Potential Risk Class ('PRC') matrix indicates the maximum interest rate risk (measured by Macaulay Duration of the scheme) and maximum credit risk (measured by Credit Risk Value of the scheme) the fund manager can take in the scheme. PRC matrix classification is done in accordance with and subject to the methodology/guidelines prescribed by SEBI to help investors take informed decision based on the maximum interest rate risk and maximum credit risk the fund manager can take in the scheme, as depicted in the PRC matrix.

---

Past performance may or may not be sustained in future and is not a guarantee of any future returns. Source: HSBC Mutual Fund, data as on 31 October 2025

Investors are requested to note that as per SEBI (Mutual Funds) Regulations, 1996 and guidelines issued thereunder, HSBC AMC, its employees and/or empaneled distributors/agents are forbidden from guaranteeing/promising/assuring/predicting any returns or future performances of the schemes of HSBC Mutual Fund. Hence please do not rely upon any such statements/commitments. If you come across any such practices, please register a complaint via email at [investor.line@mutualfunds.hsbc.co.in](mailto:investor.line@mutualfunds.hsbc.co.in).

**Disclaimer:** This document has been prepared by HSBC Asset Management (India) Private Limited (HSBC) for information purposes only and should not be construed as i) an offer or recommendation to buy or sell securities, commodities, currencies or other investments referred to herein; or ii) an offer to sell or a solicitation or an offer for purchase of any of the funds of HSBC Mutual Fund; or iii) an investment research or investment advice. It does not have regard to specific investment objectives, financial situation and the particular needs of any specific person who may receive this document. Investors should seek personal and independent advice regarding the appropriateness of investing in any of the funds, securities, other investment or investment strategies that may have been discussed or referred herein and should understand that the views regarding future prospects may or may not be realized. In no event shall HSBC Mutual Fund/HSBC Asset management (India) Private Limited and / or its affiliates or any of their directors, trustees, officers and employees be liable for any direct, indirect, special, incidental or consequential damages arising out of the use of information / opinion herein.

This document is intended only for those who access it from within India and approved for distribution in Indian jurisdiction only. Distribution of this document to anyone (including investors, prospective investors or distributors) who are located outside India or foreign nationals residing in India, is strictly prohibited. Neither this document nor the units of HSBC Mutual Fund have been registered under Securities law/Regulations in any foreign jurisdiction. The distribution of this document in certain jurisdictions may be unlawful or restricted or totally prohibited and accordingly, persons who come into possession of this document are required to inform themselves about, and to observe, any such restrictions. If any person chooses to access this document from a jurisdiction other than India, then such person do so at his/her own risk and HSBC and its group companies will not be liable for any breach of local law or regulation that such person commits as a result of doing so.

The presentation provided for information only. Participants should note that there is no intention to solicit any investment opportunities outside Indian jurisdiction. Views are personal and based on information available in the public domain at present. Investors should not consider the same as investment advice. Please consult your financial advisor for all your investment decision. We accept no responsibility for the accuracy and/or completeness of any third party information obtained from sources we believe to be reliable but which have not been independently verified. HSBC Asset Management is the brand name for the asset management business of HSBC Group.

© Copyright. HSBC Asset Management (India) Private Limited 2025, ALL RIGHTS RESERVED.

HSBC Mutual Fund, 9-11th Floor, NESCO - IT Park Bldg. 3, Nesco Complex, Western Express Highway, Goregaon East, Mumbai 400063. Maharashtra.

GST - 27AABCH0007N1ZS, Email: [investor.line@mutualfunds.hsbc.co.in](mailto:investor.line@mutualfunds.hsbc.co.in) | Website: [www.assetmanagement.hsbc.co/in](http://www.assetmanagement.hsbc.co/in)

**Mutual Fund investments are subject to market risks, read all scheme related documents carefully.**

CL 3430