

Product Note

HSBC Low Duration Fund (HLDF)

(An open ended low duration debt scheme investing in instruments such that the Macaulay duration of the portfolio is between 6 months to 12 months. (Please refer page 11 of the SID for explanation on Macaulay Duration). A relatively low interest rate risk and moderate credit risk.)

November 2025

Fund Category	Fund Manager	Benchmark ^{1, 2}	Inception Date	AUM ³ &
Low Duration	Shriram Ramanathan and Mohd Asif Rizwi	NIFTY Low Duration Debt Index A-I	04 Dec 2010	Rs. 1,182.48 Cr

Quantitative Data		Minimum Investment		
Average Maturity	14.28 Months	Lumpsum	SIP	Additional Purchase
Modified Duration	10.30 Months	₹ 5,000	₹ 500	₹ 1,000
Macaulay Duration	10.98 Months			
Yield to Maturity	6.76%			

Why HSBC Low Duration Fund?

- Appropriately positioned to provide a carry while maintaining liquidity
- Rigorous credit selection process to spot mispriced credit opportunities.
- Given the portfolio quality, liquidity and carry over other funds, the fund is well positioned in the current market environment.

Fund Approach

- Focus on generating returns through a yield-oriented and accrual-based strategy
- Reasonably good portfolio quality with a diversified mix of assets and liquidity
- Moderate portfolio duration, while providing yield pickup

Exit Load: NIL. * In terms of 10.4.1.a. of SEBI Master Circular on Mutual Funds dated June 27, 2024, no entry load will be charged to the investor.

Month End Total Expenses Ratios (Annualized)⁴ – Regular⁵: 0.89%, Direct: 0.39%

¹ As per clause 1.9 of the SEBI Master Circular dated June 27, 2024, on 'Guiding Principles for bringing uniformity in Benchmarks of Mutual Fund Schemes' has introduced two-tiered structure for benchmarking of certain categories of schemes. Accordingly, the benchmark has been classified as Tier 1 benchmark effective from 01 December 2021.

² Fund's benchmark has changed with effect from May 01, 2024.

³ AUM is as on 31 October 2025

⁴ TER Annualized TER including GST on Investment Management Fees

⁵ Continuing plans

⁶ For disclosure of quarterly AUM/AAUM and AUM by geography, please visit our website: <https://www.assetmanagement.hsbc.co.in/en/mutual-funds/investor-resources/information-library#&accordion1446811090=4>

Note: The sector(s)/stock(s)/issuer(s) mentioned in this document do not constitute any research report nor it should be considered as an investment research, investment recommendation or advice to any reader of this content to buy or sell any stocks / investments. The Fund/portfolio may or may not have any existing / future position in these sector(s)/stock(s)/issuer(s).

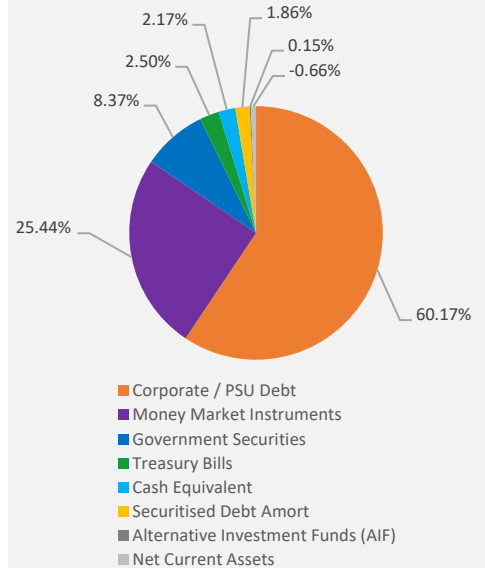
Source – HSBC Mutual Fund, Data as of 31 October 2025. **Past performance may or may not be sustained in future and is not a guarantee of any future returns.**

Portfolio

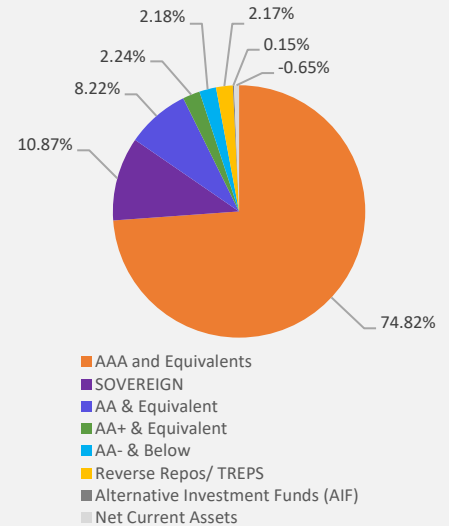
Issuer	Rating	% to Net Assets
Corporate Bonds / Debentures		60.17%
Rec Limited	CRISIL AAA	8.25%
LIC Housing Finance Limited	CRISIL AAA	6.63%
Power Finance Corporation Limited	CRISIL AAA	6.58%
Small Industries Development Bank of India	CRISIL AAA	4.46%
National Bank for Agriculture & Rural Development	ICRA AAA / CRISIL AAA	7.95%
IIFL Finance Limited	CRISIL AA	2.49%
Bajaj Housing Finance Limited	CRISIL AAA	2.23%
National Housing Bank	CRISIL AAA	2.22%
Piramal Finance Limited	CARE AA	2.22%
Kotak Mahindra Prime Limited	CRISIL AAA	2.21%
Vedanta Limited	CRISIL AA	2.20%
Mindspace Business Parks REIT	CRISIL AAA	2.15%
Indian Railway Finance Corporation Limited	CRISIL AAA	2.13%
Muthoot Finance Limited	CRISIL AA+	1.35%
HDB Financial Services Limited	CRISIL AAA	1.34%
MAS Financial Services Limited	CARE AA-	1.30%
Hinduja Leyland Finance Limited	CRISIL AA+	0.89%
IndoStar Capital Finance Limited	CARE AA-	0.88%
Aditya Birla Real Estate Limited	CRISIL AA	0.87%
Embassy Office Parks REIT	CRISIL AAA	0.51%
Export Import Bank of India	CRISIL AAA	0.45%
Motilal Oswal Finvest Limited	CRISIL AA	0.43%
IndiGrid Infrastructure Trust	ICRA AAA	0.42%
Money Market Instruments		19.74%
Certificate of Deposit		19.74%
HDFC Bank Limited	CARE A1+	6.14%
Axis Bank Limited	CRISIL A1+	3.28%
Small Industries Development Bank of India	CRISIL A1+	2.08%
Bank of Baroda	IND A1+	2.07%
Canara Bank	CRISIL A1+	2.07%
Export Import Bank of India	CRISIL A1+	2.07%
Union Bank of India	ICRA A1+	2.03%
Commercial Paper		5.70%
IndoStar Capital Finance Limited	CRISIL A1+	2.48%
Bharti Telecom Limited	CRISIL A1+	1.99%
Mindspace Business Parks REIT Limited	CRISIL A1+	1.23%
Securitised Debt Amort		1.86%
Liquid Gold Series 14	CRISIL AAA(SO)	1.86%
Government Securities		8.37%
7.38% GOI 20JUN2027	SOVEREIGN	3.12%
GOI FRB - 22SEP2033	SOVEREIGN	2.65%
GOI FRB 04OCT2028	SOVEREIGN	1.29%
7.06% GOI 10APR2028	SOVEREIGN	0.87%
7.02% GOI 27MAY2027	SOVEREIGN	0.44%
Treasury Bills		2.50%
364 DTB 05Feb2026	SOVEREIGN	2.50%
Alternative Investment Funds (AIF)		0.15%
CDMDF CLASS A2	AIF	0.15%
Cash Equivalent		1.51%
TREPS*		2.17%
Net Current Assets		-0.66%
Total Net Assets as on 31-October-2025		100.00%



Asset Allocation



Rating Portfolio



*TREPS : Tri-Party Repo fully collateralized by G-Sec. *Portfolio has 0.03% exposure to Interest Rate Swaps

Source: HSBC Mutual Fund, data as on 31 October 2025

Note : Please refer to Scheme Information Document for more details on Asset Allocation of the scheme.

Investment Objective

The investment objective is to provide liquidity and reasonable returns by investing primarily in a mix of short term debt and money market instruments such that the Macaulay duration of the portfolio is between 6 months to 12 months. However, there can be no assurance or guarantee that the investment objective of the scheme would be achieved.

Fund Manager - Shriram Ramanathan Effective 26 Nov 2022. Total Schemes Managed - 9
Fund Manager - Mohd Asif Rizwi Effective 16 Jan 2024. Total Schemes Managed - 15

Lump Sum Investment Performance																				Inception Date	
Fund / Benchmark (Value of Rs 10,000 invested)	7 Days		15 Days		30 Days		3 Months		6 Months		1 Year		3 Years		5 Years		10 Years		Since Inception		
	Amount in ₹	Returns %	Amount in ₹	Returns %	Amount in ₹	Returns %	Amount in ₹	Returns %	Amount in ₹	Returns %	Amount in ₹	Returns %	Amount in ₹	Returns %	Amount in ₹	Returns %	Amount in ₹	Returns %	Amount in ₹		Returns %
HSBC Low Duration Fund - Regular Plan~	10011	5.63	10020	5.42	10048	6.03	10139	5.62	10322	6.48	10871	8.71	12515	7.76	13404	6.03	18788	6.50	28588	7.30	04-Dec-10
Scheme Benchmark (NIFTY Low Duration Debt Index A-I)	10009	4.79	10019	5.21	10045	5.57	10140	5.67	10324	6.53	10735	7.35	12404	7.44	13282	5.83	19044	6.65	29298	7.47	
Additional Benchmark (CRISIL 1 Year T Bill Index)	10004	1.95	10013	3.33	10032	4.02	10104	4.20	10261	5.25	10665	6.65	12275	7.07	13141	5.61	18260	6.20	25918	6.59	
HSBC Low Duration Fund - Direct Plan~	10011	6.12	10022	5.92	10052	6.53	10150	6.07	10348	7.03	10934	9.34	12693	8.27	13768	6.59	20046	7.19	25572	7.59	01-Jan-13
Scheme Benchmark (NIFTY Low Duration Debt Index A-I)	10009	4.79	10019	5.21	10045	5.57	10140	5.67	10324	6.53	10735	7.35	12404	7.44	13282	5.83	19044	6.65	24323	7.17	
Additional Benchmark (CRISIL 1 Year T Bill Index)	10004	1.95	10013	3.33	10032	4.02	10104	4.20	10261	5.25	10665	6.65	12275	7.07	13141	5.61	18260	6.20	22448	6.50	

Past performance may or may not be sustained in future and is not a guarantee of any future returns. The performance details provided herein are of Regular as well as Direct Plan - Growth Option. Returns on ₹10,000 are point-to-point returns for the specific time period, invested at the start of the period. The returns for the respective periods are provided as on last available NAV of October 2025 for the respective schemes. Returns for 1 year and above are Compounded Annualized. Returns for less than 1 year is Simple Annualized. Load is not taken into consideration for computation of performance. Different plans shall have a different expense structure. The expenses of the Direct Plan under the Scheme will be lower to the extent of the distribution expenses / commission charged to the Regular Plan.

As per clause 5.9.1 of the SEBI Master Circular dated June 27, 2024, the scheme returns vis-à-vis the benchmark return (Total Return Index) shall be disclosed are provided from the date of allotment of units.

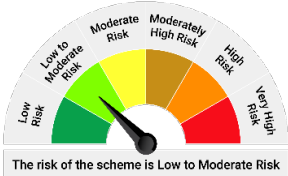

Post merger performance of the surviving scheme, arising out of merger of schemes with similar features, is computed as per the provisions of clause 13.4 of the SEBI Master Circular dated June 27, 2024, on Disclosure of Performance of Schemes post-merger using the weighted average performance of both transferor and transferee schemes. In other cases, performance is computed using the Applicable NAV of the surviving/continuing schemes. ~ Face value Rs 10

Returns for Debt schemes has been calculated as on last business day NAV provided as on 31 October 2025.

Source: HSBC Mutual Fund, data as on 31 October 2025

[Click here](#) to check other funds performance managed by the Fund Manager

Product Label

Scheme name and Type of scheme	*Scheme Risk-o-meter	Benchmark Risk-o-meter (as applicable)
HSBC Low Duration Fund (An open ended low duration debt scheme investing in instruments such that the Macaulay duration of the portfolio is between 6 months to 12 months. (Please refer page 11 of the SID for explanation on Macaulay Duration). A relatively low interest rate risk and moderate credit risk.) This product is suitable for investors who are seeking*: <ul style="list-style-type: none">Liquidity over short termInvestment in Debt / Money Market Instruments such that the Macaulay^ duration of the portfolio is between 6 months to 12 months.	 The risk of the scheme is Low to Moderate Risk	As per AMFI Tier 1. Benchmark Index: NIFTY Low Duration Debt Index A-I  The risk of the benchmark is Low to Moderate Risk

Investors should consult their financial advisers if in doubt about whether the product is suitable for them.

^ The Macaulay duration is the weighted average term to maturity of the cash flows from a bond. The weight of each cash flow is determined by dividing the present value of the cash flow by the price.

Note on Risk-o-meters: Riskometer is as on 31 October 2025, Any change in risk-o-meter shall be communicated by way of Notice cum Addendum and by way of an e-mail or SMS to unitholders of that particular scheme

Potential Risk Class (HSBC Low Duration Fund)			
Credit Risk →	Relatively Low (Class A)	Moderate (Class B)	Relatively High (Class C)
Interest Rate Risk ↓			
Relatively Low (Class I)		B-I	
Moderate (Class II)			
Relatively High (Class III)			
A Scheme with Relatively Low interest rate risk and Moderate credit risk.			

Potential Risk Class ('PRC') matrix indicates the maximum interest rate risk (measured by Macaulay Duration of the scheme) and maximum credit risk (measured by Credit Risk Value of the scheme) the fund manager can take in the scheme. PRC matrix classification is done in accordance with and subject to the methodology/ guidelines prescribed by SEBI to help investors take informed decision based on the maximum interest rate risk and maximum credit risk the fund manager can take in the scheme, as depicted in the PRC matrix.

Past performance may or may not be sustained in future and is not a guarantee of any future returns. Source: HSBC Mutual Fund, data as on 31 October 2025

Investors are requested to note that as per SEBI (Mutual Funds) Regulations, 1996 and guidelines issued thereunder, HSBC AMC, its employees and/or empaneled distributors/agents are forbidden from guaranteeing/promising/assuring/predicting any returns or future performances of the schemes of HSBC Mutual Fund. Hence please do not rely upon any such statements/commitments. If you come across any such practices, please register a complaint via email at investor.line@mutualfunds.hsbc.co.in.

Disclaimer: This document has been prepared by HSBC Mutual Fund for information purposes only and should not be construed as i) an offer or recommendation to buy or sell securities, commodities, currencies or other investments referred to herein; or ii) an offer to sell or a solicitation or an offer for purchase of any of the funds of HSBC Mutual Fund; or iii) an investment research or investment advice. It does not have regard to specific investment objectives, financial situation and the particular needs of any specific person who may receive this document. Investors should seek personal and independent advice regarding the appropriateness of investing in any of the funds, securities, other investment or investment strategies that may have been discussed or referred herein and should understand that the views regarding future prospects may or may not be realized. In no event shall HSBC Mutual Fund/HSBC Asset management (India) Private Limited and / or its affiliates or any of their directors, trustees, officers and employees be liable for any direct, indirect, special, incidental or consequential damages arising out of the use of information / opinion herein.

This document is intended only for those who access it from within India and approved for distribution in Indian jurisdiction only. Distribution of this document to anyone (including investors, prospective investors or distributors) who are located outside India or foreign nationals residing in India, is strictly prohibited. Neither this document nor the units of HSBC Mutual Fund have been registered under Securities law/Regulations in any foreign jurisdiction. The distribution of this document in certain jurisdictions may be unlawful or restricted or totally prohibited and accordingly, persons who come into possession of this document are required to inform themselves about, and to observe, any such restrictions. If any person chooses to access this document from a jurisdiction other than India, then such person do so at his/her own risk and HSBC and its group companies will not be liable for any breach of local law or regulation that such person commits as a result of doing so.

© Copyright. HSBC Mutual Fund 2025, ALL RIGHTS RESERVED.
HSBC Mutual Fund, 9-11th Floor, NESCO - IT Park Bldg. 3, Nesco Complex, Western Express Highway, Goregaon East, Mumbai 400063. Maharashtra.
GST - 27AABCH0007N1ZS, Email: investor.line@mutualfunds.hsbc.co.in | Website: www.assetmanagement.hsbc.co/in

Mutual Fund investments are subject to market risks, read all scheme related documents carefully.