

Product Note

HSBC Conservative Hybrid Fund (HCHF)

(An open ended hybrid scheme investing predominantly in debt instruments)

April 2026

Fund Category	Fund Manager	Benchmark ¹	Inception Date	AUM ^{&}
Conservative Hybrid Fund	Mahesh Chhabria, Mohd. Asif Rizwi, Cheenu Gupta, Abhishek Gupta and Mayank Chaturvedi [#]	NIFTY 50 Hybrid Composite Debt 15:85 Index	24 Feb 2004	Rs. 134.25 Cr

Quantitative Data		Entry / Exit Load
Average Maturity	5.71 Years	NA / NIL
Modified Duration	4.24 Years	
Macaulay Duration	4.42 Years	
Yield to Maturity	7.46%	

Why HSBC Conservative Hybrid Fund?

- The Scheme shall invest in debt and money market instruments and would seek to generate regular returns
- The scheme may also invest in equity and equity related instruments to seek capital appreciation
- A top down and bottom up approach will be used to invest in equity and equity related instruments
- Aims to create a corpus through generating inflation-adjusted returns

Fund Approach

- Duration management to seize potential upsides when interest rates are expected to soften while also reducing risks in an uncertain environment
- Investments in a liquid portfolio to enable positioning changes based on evolving scenario.

Investment Objective

To seek generation of reasonable returns through investments in debt and money market Instruments. The secondary objective of the Scheme is to invest in equity and equity related instruments to seek capital appreciation. However, there can be no assurance or guarantee that the investment objective of the scheme would be achieved.

Exit Load: NIL, No entry load will be charged to the investor.

Month End Total Expenses Ratios (Annualized)² – Regular³: 2.14%, Direct: 1.05%.

Note : Please refer to Asset Allocation table in Scheme Information Document (SID) of the Scheme for more details

¹ As per clause 7.22 of the SEBI Master Circular for Mutual Funds dated March 20, 2026., on Benchmarks for Mutual Fund Schemes' has introduced two-tiered structure for benchmarking of certain categories of schemes. Accordingly, the benchmark has been classified as Tier 1 benchmark.

² TER Annualized TER including GST on Investment Management Fees

³ Continuing plans

YTM is annualized & Yield to maturity should not be construed as minimum return offered by the Scheme.

[&]For disclosure of quarterly AUM/AAUM and AUM by geography, please visit our website: <https://www.assetmanagement.hsbc.co.in/en/mutual-funds/investor-resources/information-library#&accordion1446811090=4>

Note: The sector(s)/stock(s)/issuer(s) mentioned in this document do not constitute any research report nor it should be considered as an investment research, investment recommendation or advice to any reader of this content to buy or sell any stocks / investments. The Fund/portfolio may or may not have any existing / future position in these sector(s)/stock(s)/issuer(s).

Source – HSBC Mutual Fund, Data as of 31 March 2026. **Past performance may or may not be sustained in future and is not a guarantee of any future returns.**

[#] Mayank Chaturvedi shall be the fund manager for investments in foreign securities (wherever applicable) for all the schemes of HSBC Mutual Fund. w.e.f. October 01, 2025.

Portfolio

Issuer	Rating	% to Net Assets
EQUITY		15.80%
GE Vernova T&D India Limited	Electrical Equipment	3.80%
Billionbrains Garage Ventures Ltd.	Capital Markets	2.24%
The Federal Bank Limited	Banks	1.74%
KEI Industries Limited	Industrial Products	0.94%
Bharat Electronics Limited	Aerospace & Defense	0.90%
CG Power And Industrial Solutions Ltd	Electrical Equipment	0.73%
PERSISTENT SYSTEMS LTD	IT - Software	0.73%
Larsen & Toubro Limited	Construction	0.65%
ICICI Bank Limited	Banks	0.63%
Cholamandalam Invest & Finance Co Ltd	Finance	0.59%
Siemens Limited	Electrical Equipment	0.55%
Kaynes Technology India Private Ltd	Industrial Manufacturing	0.51%
Siemens Energy India Limited	Electrical Equipment	0.48%
SAFARI INDUSTRIES (INDIA) LIMITED	Consumer Durables	0.47%
Aditya Vision Ltd	Retailing	0.27%
KPIT Technologies Limited	IT - Software	0.14%
Infosys Limited	IT - Software	0.11%
Trent Limited	Retailing	0.10%
Sundaram Finance Limited	Finance	0.09%
Suzlon Energy Limited	Electrical Equipment	0.04%
HDFC Bank Limited	Banks	0.04%
TD Power Systems Limited	Electrical Equipment	0.02%
ABB India Limited	Electrical Equipment	0.02%
Medi Assist Healthcare Services Limited	Insurance	0.01%
Corporate Bonds / Debentures		22.85%
NABARD	CRISIL AAA	7.74%
REC Limited	CRISIL AAA	7.49%
SIDBI	CRISIL AAA	3.87%
Power Finance Corporation Limited	CRISIL AAA	3.75%
Money Market Instruments		
Certificate of Deposit		3.48%
HDFC Bank Limited	CARE A1+	3.48%
Government Securities		51.37%
7.75% Tamil Nadu SDL - 10-Aug-2032	SOVEREIGN	7.65%
7.58% Tamil Nadu SDL - 11-Feb-2037	SOVEREIGN	7.44%
7.12% Gujarat SDL - 02-Mar-2032	SOVEREIGN	7.38%
7.10% GOI - 18-Apr-2029	SOVEREIGN	3.91%

Source: HSBC Mutual Fund, data as on 31 March 2026

Note: The sector(s)/stock(s)/issuer(s) mentioned in this document do not constitute any research report nor it should be considered as an investment research, investment recommendation or advice to any reader of this content to buy or sell any stocks / investments. The Fund/portfolio may or may not have any existing / future position in these sector(s)/stock(s)/issuer(s).

PUBLIC

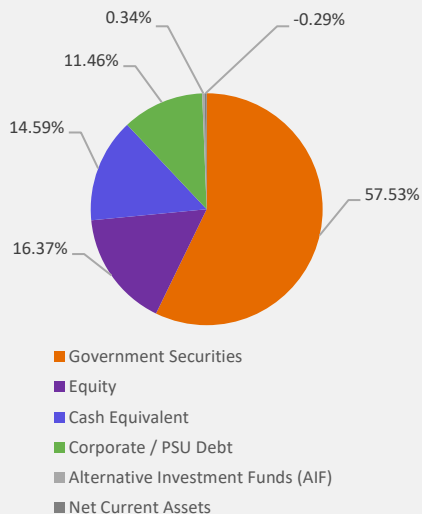
Portfolio

Issuer	Rating	% to Net Assets
7.32% GOI - 13-Nov-2030	SOVEREIGN	3.89%
7.61% Tamil Nadu SDL - 28-Aug-2032	SOVEREIGN	3.78%
6.79% GOI - 07-Oct-2034	SOVEREIGN	3.78%
7.44% Karnataka SDL - 25-Feb-2036	SOVEREIGN	3.69%
7.48% Karnataka SDL - 09-Sep-2037	SOVEREIGN	3.67%
6.01% GOI 21Jul2030	SOVEREIGN	2.93%
6.48% GOI 06Oct2035	SOVEREIGN	2.22%
7.48% Maharashtra SDL - 25-Feb-2037	SOVEREIGN	0.96%
7.09% GOI 25-Nov-2074	SOVEREIGN	0.07%
Alternative Investment Funds (AIF)		0.35%
Corp Debt Mkt Develop Fund (SBI AIF Fund)	AIF	0.35%
Cash Equivalent		6.15%
TREPS*		6.34%
Net Current Assets		-0.19%
Total Net Assets as on 31-March-2026		100.00%

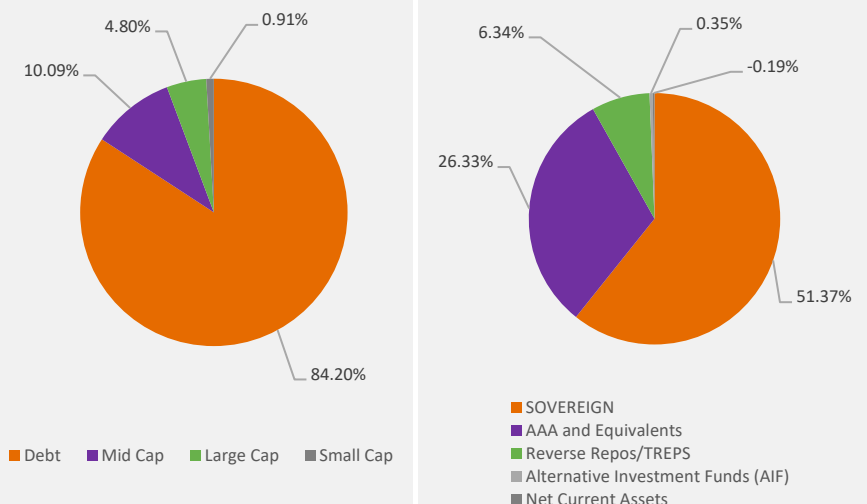
*TREPS : Tri-Party Repo fully collateralized by G-Sec



Asset Allocation



Rating Portfolio



Source: HSBC Mutual Fund, data as on 31 March 2026

Note : Please refer to Scheme Information Document for more details on Asset Allocation of the scheme.

Note: The sector(s)/stock(s)/issuer(s) mentioned in this document do not constitute any research report nor it should be considered as an investment research, investment recommendation or advice to any reader of this content to buy or sell any stocks / investments. The Fund/portfolio may or may not have any existing / future position in these sector(s)/stock(s)/issuer(s).

HSBC Conservative Hybrid Fund (HCHF) | Product Note
[April 2026]

Fund Manager - Mahesh Chhabria Effective 15 Jul 2023. Total Schemes Managed - 14; Fund Manager - Mohd Asif Rizwi Effective 01 Feb 2025. Total Schemes Managed - 15; Fund Manager - Cheenu Gupta Effective 26 Nov 2022. Total Schemes Managed - 5; Fund Manager – Abhishek Gupta Effective 01 Apr 2024. Total Schemes Managed - 4; Fund Manager - Mayank Chaturvedi Effective 01 Oct 2025. Total Schemes Managed- 19

Lump Sum Investment Performance											Inception Date
Fund / Benchmark (Value of Rs 10,000 Invested)	1 Year		3 Years		5 Years		10 Years		Since Inception		
	Amount in Rs	Returns %	Amount in Rs	Returns %	Amount in Rs	Returns %	Amount in Rs	Returns %	Amount in Rs	Returns %	
HSBC Conservative Hybrid Fund - Regular Plan~	10224	2.24	12823	8.63	14032	7.01	20129	7.24	58066	8.28	24-Feb-04
Scheme Benchmark (NIFTY 50 Hybrid Composite Debt 15:85 Index)	10153	1.53	12265	7.03	13615	6.36	21715	8.06	56020	8.10	
Additional Benchmark (CRISIL 10 year Gilt Index)	10211	2.11	12180	6.79	12734	4.95	18007	6.05	33788	5.66	
HSBC Conservative Hybrid Fund - Direct Plan~	10322	3.22	13161	9.58	14628	7.90	21723	8.06	28877	8.35	11-Jan-13
Scheme Benchmark (NIFTY 50 Hybrid Composite Debt 15:85 Index)	10153	1.53	12265	7.03	13615	6.36	21715	8.06	28406	8.21	
Additional Benchmark (CRISIL 10 year Gilt Index)	10211	2.11	12180	6.79	12734	4.95	18007	6.05	22310	6.26	

Past performance may or may not be sustained in future and is not a guarantee of any future returns. The performance details provided herein are of Regular as well as Direct Plan - Growth Option. Returns on ₹10,000 are point-to-point returns for the specific time period, invested at the start of the period. The returns for the respective periods are provided as on last available NAV of March 2026 for the respective schemes. Returns for 1 year and above are Compounded Annualized. Returns for less than 1 year is Simple Annualized. Load is not taken into consideration for computation of performance. Different plans shall have a different expense structure. The expenses of the Direct Plan under the Scheme will be lower to the extent of the distribution expenses / commission charged to the Regular Plan.

As per clause 6.9.1 of the SEBI Master Circular for Mutual Funds dated March 20, 2026., the scheme returns vis-à-vis the benchmark return (Total Return Index) shall be disclosed after provided from the date of allotment of units. .



Post merger performance of the surviving scheme, arising out of merger of schemes with similar features, is computed as per the provisions of clause 14.3 of the SEBI Master Circular for Mutual Funds dated March 20, 2026., on Disclosure of Performance of Schemes post-merger using the weighted average performance of both transferor and transferee schemes. In other cases, performance is computed using the Applicable NAV of the surviving/continuing schemes ~ Face value Rs 10

Mayank Chaturvedi shall be the fund manager for investments in foreign securities (wherever applicable) for all the schemes of HSBC Mutual Fund. w.e.f. October 01, 2025.

Source: HSBC Mutual Fund, data as on 31 March 2026

[Click here](#) to check other funds performance managed by the Fund Manager

Product Label

Scheme name and Type of scheme	*Scheme Risk-o-meter	Benchmark Risk-o-meter (as applicable)
<p>HSBC Conservative Hybrid Fund</p> <p>(An open ended hybrid scheme investing predominantly in debt instruments)</p> <p>This product is suitable for investors who are seeking*:</p> <ul style="list-style-type: none"> • Capital appreciation over medium to long term • Investment in fixed income (debt and money market instruments) as well as equity and equity related securities. 	 <p>The risk of the scheme is Moderately High Risk</p>	<p>As per AMFI Tier 1. Benchmark Index: NIFTY 50 Hybrid Composite Debt 15:85 Index</p>  <p>The risk of the benchmark is Moderately High Risk</p>

* Investors should consult their financial advisers if in doubt about whether the product is suitable for them.

Note on Risk-o-meters: Riskometer is as on 31 March 2026, Any change in risk-o-meter shall be communicated by way of Notice cum Addendum and by way of an e-mail or SMS to unitholders of that particular scheme

Past performance may or may not be sustained in future and is not a guarantee of any future returns. Source: HSBC Mutual Fund, data as on 31 March 2026

Investors are requested to note that as per SEBI (Mutual Funds) Regulations, 2026 and guidelines issued thereunder, HSBC AMC, its employees and/or empaneled distributors/agents are forbidden from guaranteeing/promising/assuring/predicting any returns or future performances of the schemes of HSBC Mutual Fund. Hence please do not rely upon any such statements/commitments. If you come across any such practices, please register a complaint via email at investor.line@mutualfunds.hsbc.co.in.

Disclaimer: This document has been prepared by HSBC Mutual Fund for information purposes only and should not be construed as i) an offer or recommendation to buy or sell securities, commodities, currencies or other investments referred to herein; or ii) an offer to sell or a solicitation or an offer for purchase of any of the funds of HSBC Mutual Fund; or iii) an investment research or investment advice. It does not have regard to specific investment objectives, financial situation and the particular needs of any specific person who may receive this document. Investors should seek personal and independent advice regarding the appropriateness of investing in any of the funds, securities, other investment or investment strategies that may have been discussed or referred herein and should understand that the views regarding future prospects may or may not be realized. In no event shall HSBC Mutual Fund/HSBC Asset management (India) Private Limited and / or its affiliates or any of their directors, trustees, officers and employees be liable for any direct, indirect, special, incidental or consequential damages arising out of the use of information / opinion herein.

This document is intended only for those who access it from within India and approved for distribution in Indian jurisdiction only. Distribution of this document to anyone (including investors, prospective investors or distributors) who are located outside India or foreign nationals residing in India, is strictly prohibited. Neither this document nor the units of HSBC Mutual Fund have been registered under Securities law/Regulations in any foreign jurisdiction. The distribution of this document in certain jurisdictions may be unlawful or restricted or totally prohibited and accordingly, persons who come into possession of this document are required to inform themselves about, and to observe, any such restrictions. If any person chooses to access this document from a jurisdiction other than India, then such person do so at his/her own risk and HSBC and its group companies will not be liable for any breach of local law or regulation that such person commits as a result of doing so.

© Copyright. HSBC Mutual Fund 2026, ALL RIGHTS RESERVED.

HSBC Mutual Fund, 9-11th Floor, NESCO - IT Park Bldg. 3, Nesco Complex, Western Express Highway, Goregaon East, Mumbai 400063. Maharashtra.
GST - 27AABCH0007N1ZS, Email: investor.line@mutualfunds.hsbc.co.in | Website: www.assetmanagement.hsbc.co/in

Mutual Fund investments are subject to market risks, read all scheme related documents carefully.