

Product Note

HSBC Ultra Short Duration Fund (HUTF)

An open ended ultra-short term debt scheme investing in instruments such that the Macaulay Duration of the portfolio is between 3 months to 6 months. (Please refer Page No. 14 for explanation on Macaulay's duration). Relatively Low interest rate risk and Moderate credit risk.

April 2024

Fund Category	Fund Manager	Benchmark ^{1, 2}	Inception Date	AUM ^{3 &}
Ultra Short Duration Fund	Mahesh Chhabria and Jalpan Shah	NIFTY Ultra Short Duration Debt Index A-I	29 Jan 2020	Rs. 2100.02 Cr

Quantitative Data		Minimum Investment		
Average Maturity	5.69 Months	Lumpsum	SIP	Additional Purchase
Modified Duration	5.28 Months	₹ 5,000	₹ 500	₹ 1,000
Macaulay Duration	5.66 Months			
Yield to Maturity	7.62%			

Why HSBC Ultra Short Duration Fund?

- The Fund would endeavor to maintain high credit quality portfolio of securities with investment predominantly in securities that have high short term credit quality rating
- The security selection would be driven by investment team's view on credit spreads, liquidity and the risk reward assessment of each security
- The scheme would largely maintain high credit quality portfolio basis in-depth credit evaluation which includes financial position of the issuer, external credit ratings opinions, operational metrics, past track record as well as future prospects of the issuer

Fund Approach

- Investment predominantly in liquid money market instruments, government securities and corporate debt
- The fund typically has a relatively higher portfolio average maturity as compared to liquid/cash fund
- The scheme continues to focus on high credit quality securities and a liquid portfolio
- Overall, we remain neutral to positive on duration with reasonable liquidity and rate hikes pause.
- The focus continues to be on the accrual returns in the portfolio.

Entry Load*: Not Applicable, **Exit Load**: NIL, * In terms of 10.4.1.a. of SEBI Master Circular on Mutual Funds dated May 19, 2023, no entry load will be charged to the investor.
Month End Total Expenses Ratios (Annualized)⁴ – Regular⁵: 0.48%, Direct: 0.22%

¹ As per clause 1.9 of the SEBI Master Circular dated May 19, 2023, on 'Guiding Principles for bringing uniformity in Benchmarks of Mutual Fund Schemes' has introduced two-tiered structure for benchmarking of certain categories of schemes. Accordingly, the benchmark has been classified as Tier 1 benchmark effective from 01 December 2021. ² Fund's benchmark has changed with effect from April 01, 2024.

³ AUM is as on 31 March 2024.

⁴ TER Annualized TER including GST on Investment Management Fees

⁵ Continuing plans

⁶ For disclosure of quarterly AUM/AAUM and AUM by geography, please visit our website: <https://www.assetmanagement.hsbc.co.in/en/mutual-funds/investor-resources/information-library/#&accordion1446811090=4>

Note: The sector(s)/stock(s)/issuer(s) mentioned in this document do not constitute any research report nor it should be considered as an investment research, investment recommendation or advice to any reader of this content to buy or sell any stocks / investments. The Fund/portfolio may or may not have any existing / future position in these sector(s)/stock(s)/issuer(s).

Source – HSBC Mutual Fund, Data as of 31 March 2024. **Past performance may or may not be sustained in the future and is not indicative of future results.**

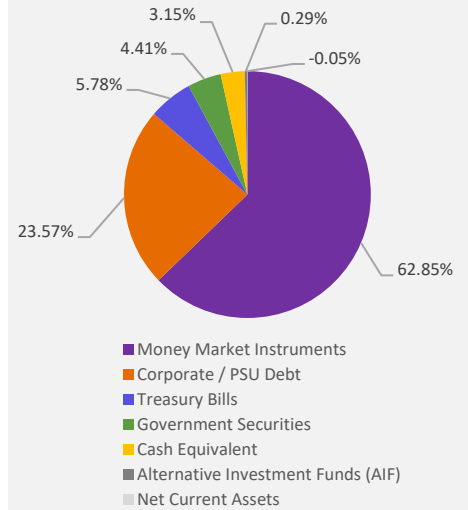
Portfolio

Issuer	Rating	% to Net Assets
Corporate Bonds / Debentures		23.57%
Power Finance Corporation Limited	CRISIL AAA	6.19%
National Bank for Agriculture & Rural Development	CRISIL AAA	4.71%
LIC Housing Finance Limited	CRISIL AAA / CARE AAA	5.19%
Larsen & Toubro Limited	CRISIL AAA	3.02%
Rec Limited	CRISIL AAA	3.20%
HDFC Bank Limited	CRISIL AAA	1.26%
Money Market Instruments		
Certificate of Deposit		42.04%
Axis Bank Limited	CRISIL A1+	8.08%
Bank of Baroda	IND A1+	6.81%
Canara Bank	CRISIL A1+	6.64%
Small Industries Development Bank of India	CRISIL A1+ / CARE A1+	6.92%
HDFC Bank Limited	IND A1+ / CARE A1+	6.83%
ICICI Bank Limited	ICRA A1+ / CRISIL A1+	4.52%
Kotak Mahindra Bank Limited	CRISIL A1+	2.24%
Commercial Paper		20.81%
SBICAP Securities Limited	ICRA A1+	4.71%
Panatone Finvest Limited	CRISIL A1+	4.48%
Bajaj Finance Limited	CRISIL A1+	2.37%
HDFC Securities Limited	ICRA A1+	2.35%
LIC Housing Finance Limited	CRISIL A1+	2.34%
Bajaj Housing Finance Limited	CRISIL A1+	2.34%
ICICI Securities Limited	CRISIL A1+	2.22%
Government Securities		4.41%
7.35% GOI 22JUN24	SOVEREIGN	2.43%
8.44% MAHARASHTRA 26NOV2024 SDL	SOVEREIGN	1.98%
Treasury Bills		5.78%
182 DAYS T-BILL 12Sep24	SOVEREIGN	4.62%
182 DAYS 05SEP24 T-BILL	SOVEREIGN	1.16%
Alternative Investment Funds (AIF)		0.29%
CDMDF CLASS A2	AIF	0.29%
Cash Equivalent		3.10%
TREPS*		3.15%
Net Current Assets		-0.05%
Total Net Assets as on 31-March-2024		100.00%

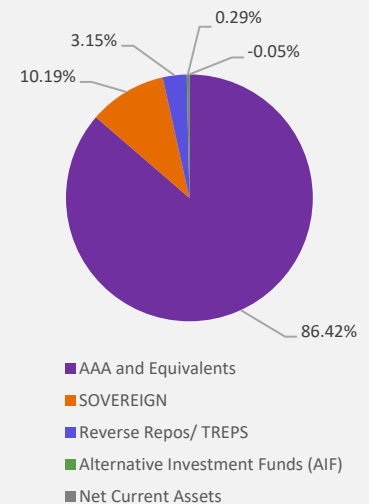
*TREPS : Tri-Party Repo



Asset Allocation



Rating Portfolio



Investment Objective

To provide liquidity and generate reasonable returns with low volatility through investment in a portfolio comprising of debt & money market instruments. However, there is no assurance that the investment objective of the scheme will be achieved..

Fund Manager - Mahesh Chhabria Effective 26 Nov 2022. Total Schemes Managed - 10
Fund Manager - Jalpan Shah Effective 26 Nov 2022. Total Schemes Managed - 6

Lump Sum Investment Performance									Inception Date
Fund / Benchmark (Value of Rs 10,000 invested)	1 Year		3 Years		5 Years		Since Inception		
	Amount in ₹	Returns %	Amount in ₹	Returns %	Amount in ₹	Returns %	Amount in ₹	Returns %	
HSBC Ultra Short Duration Fund - Regular Plan~~~~	10719	7.17	11687	5.33	NA	NA	12373	5.24	29-Jan-20
Scheme Benchmark (NIFTY Ultra Short Duration Debt Index A-I)	10758	7.55	11797	5.66	NA	NA	12478	5.45	
Additional (NIFTY Ultra Short Duration Debt Index)	10780	7.78	11905	5.98	NA	NA	12618	5.73	
Additional (CRISIL 1 Year T Bill Index)	10723	7.21	11626	5.15	NA	NA	12363	5.21	

Past performance may or may not be sustained in the future and is not indicative of future results. The performance details provided herein are of Regular Plan - Growth Option. Returns on ₹10,000 are point-to-point returns for the specific time period, invested at the start of the period. The returns for the respective periods are provided as on last available NAV of March 2024 for the respective schemes. Returns for 1 year and above are Compounded Annualized. Returns for less than 1 year is Simple Annualized. Load is not taken into consideration for computation of performance. Different plans shall have a different expense structure. The expenses of the Direct Plan under the Scheme will be lower to the extent of the distribution expenses / commission charged to the Regular Plan.

As per clause 5.9.1 of the SEBI Master Circular dated May 19, 2023, the scheme returns vis-à-vis the benchmark return (Total Return Index) shall be disclosed are provided from the date of allotment of units.


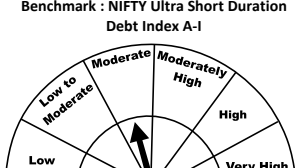
Post merger performance of the surviving scheme, arising out of merger of schemes with similar features, is computed as per the provisions of clause 13.4 of the SEBI Master Circular dated May 19, 2023, on Disclosure of Performance of Schemes post-merger using the weighted average performance of both transferor and transferee schemes. In other cases, performance is computed using the Applicable NAV of the surviving/continuing schemes. ~~~~ Face value Rs 1000

Returns for Debt schemes has been calculated as on last business day NAV provided as on 31 March 2024.

Source: HSBC Mutual Fund, data as on 31 March 2024

[Click here](#) to check other funds performance managed by the Fund Manager

Product Label

Scheme name and Type of scheme	Scheme Risk-o-meter	Benchmark Risk-o-meter
<p>HSBC Ultra Short Duration Fund</p> <p>An open ended ultra-short term debt scheme investing in instruments such that the Macaulay Duration of the portfolio is between 3 months to 6 months. (Please refer Page No. 14 for explanation on Macaulay's duration). Relatively Low interest rate risk and Moderate credit risk.</p> <p>This product is suitable for investors who are seeking*:</p> <ul style="list-style-type: none"> Income over short term with low volatility. Investment in debt & money market instruments such that the Macaulay Duration of the portfolio is between 3 months- 6 months.[^] 	 <p>Investors understand that their principal will be at Low to Moderate risk</p>	<p>Benchmark : NIFTY Ultra Short Duration Debt Index A-I</p> 

* Investors should consult their financial advisers if in doubt about whether the product is suitable for them.

[^] The Macaulay duration is the weighted average term to maturity of the cash flows from a bond. The weight of each cash flow is determined by dividing the present value of the cash flow by the price

Note on Risk-o-meters: Riskometer is as on 31 March 2024, Any change in risk-o-meter shall be communicated by way of Notice cum Addendum and by way of an e-mail or SMS to unitholders of that particular scheme

Potential Risk Class (HSBC Ultra Short Duration Fund)

Credit Risk →	Relatively Low (Class A)	Moderate (Class B)	Relatively High (Class C)
Interest Rate Risk ↓			
Relatively Low (Class I)		B-I	
Moderate (Class II)			
Relatively High (Class III)			
A Scheme with Relatively Low interest rate risk and Moderate credit risk.			

Potential Risk Class ('PRC') matrix indicates the maximum interest rate risk (measured by Macaulay Duration of the scheme) and maximum credit risk (measured by Credit Risk Value of the scheme) the fund manager can take in the scheme. PRC matrix classification is done in accordance with and subject to the methodology/guidelines prescribed by SEBI to help investors take informed decision based on the maximum interest rate risk and maximum credit risk the fund manager can take in the scheme, as depicted in the PRC matrix.

Past performance may or may not be sustained in the future and is not indicative of future results. Source: HSBC Mutual Fund, data as on 31 March 2024

Investors are requested to note that as per SEBI (Mutual Funds) Regulations, 1996 and guidelines issued thereunder, HSBC AMC, its employees and/or empaneled distributors/agents are forbidden from guaranteeing/promising/assuring/predicting any returns or future performances of the schemes of HSBC Mutual Fund. Hence please do not rely upon any such statements/commitments. If you come across any such practices, please register a complaint via email at investor.line@mutualfunds.hsbc.co.in.

Disclaimer: This document has been prepared by HSBC Asset Management (India) Private Limited (HSBC) for information purposes only and should not be construed as i) an offer or recommendation to buy or sell securities, commodities, currencies or other investments referred to herein; or ii) an offer to sell or a solicitation or an offer for purchase of any of the funds of HSBC Mutual Fund; or iii) an investment research or investment advice. It does not have regard to specific investment objectives, financial situation and the particular needs of any specific person who may receive this document. Investors should seek personal and independent advice regarding the appropriateness of investing in any of the funds, securities, other investment or investment strategies that may have been discussed or referred herein and should understand that the views regarding future prospects may or may not be realized. In no event shall HSBC Mutual Fund/HSBC Asset management (India) Private Limited and / or its affiliates or any of their directors, trustees, officers and employees be liable for any direct, indirect, special, incidental or consequential damages arising out of the use of information / opinion herein.

This document is intended only for those who access it from within India and approved for distribution in Indian jurisdiction only. Distribution of this document to anyone (including investors, prospective investors or distributors) who are located outside India or foreign nationals residing in India, is strictly prohibited. Neither this document nor the units of HSBC Mutual Fund have been registered under Securities law/Regulations in any foreign jurisdiction. The distribution of this document in certain jurisdictions may be unlawful or restricted or totally prohibited and accordingly, persons who come into possession of this document are required to inform themselves about, and to observe, any such restrictions. If any person chooses to access this document from a jurisdiction other than India, then such person do so at his/her own risk and HSBC and its group companies will not be liable for any breach of local law or regulation that such person commits as a result of doing so.

© Copyright. HSBC Asset Management (India) Private Limited 2024, ALL RIGHTS RESERVED.
HSBC Mutual Fund, 9-11th Floor, NESCO - IT Park Bldg. 3, Nesco Complex, Western Express Highway, Goregaon East, Mumbai 400063. Maharashtra.
GST - 27AABCH0007N1ZS, Email: investor.line@mutualfunds.hsbc.co.in | Website: www.assetmanagement.hsbc.co/in

Mutual Fund investments are subject to market risks, read all scheme related documents carefully.