

Fund Overview



HSBC Liquid Fund

(An open ended Liquid Scheme. Relatively Low interest rate risk and moderate credit risk.)

November 2025

Fund details

Launch Date	04 Dec 2002
Fund manager	Mahesh Chhabria and Abhishek Iyer
Fund Manager	HSBC Asset Management (India) Pvt. Ltd.
Currency	INR
Fund Domicile	India
Benchmark	NIFTY Liquid Index A-I ¹
Dealing	Every Business Day
Cut-off Time ²	13:30 for Subscriptions and Switch Ins, 15:00 for Redemption and Switch Outs
Settlement	T+1

Following Exit load shall be applicable for investors who exit (by way of redemption / switch-out / transfer) within 7 calendar days from the date of investment.

Exit Load	Investor exit upon subscription	Exit Load as a % of redemption proceeds
	Day 1	0.0070%
	Day 2	0.0065%
	Day 3	0.0060%
	Day 4	0.0055%
	Day 5	0.0050%
	Day 6	0.0045%
	Day 7 Onwards	0.0000%

Month End Total Expenses Ratios (Annualized)³ – Regular⁴: 0.22%, Direct: 0.12%

Fund approach

- Investment predominantly in highly liquid money market instruments, government securities and corporate debt with residual maturity of up to 91 days
- Aims to focus on maintaining a high credit quality and highly liquid portfolio - investing only in issuers which are covered by internal credit research team
- Measured exposure to high quality Commercial Papers
- The focus continues to be on the accrual returns in the portfolio.

(1) As per clause 1.9 of the SEBI Master Circular dated June 27, 2024, on ‘Guiding Principles for bringing uniformity in Benchmarks of Mutual Fund Schemes’ has introduced two-tiered structure for benchmarking of certain categories of schemes. Accordingly, the benchmark has been classified as Tier 1 benchmark effective from 01 December 2021.

(2) Subscription is subject to availability of funds for utilization before the cut-off time without availing any credit facility.

* As per para 14.2 of SEBI Master Circular on Mutual Funds dated June 27, 2024, the Fund shall transfer the redemption / repurchase proceeds within 3 working Days, from the date of acceptance of redemption request. Under normal circumstances, the Fund will endeavour to dispatch the redemption proceeds 1 Business Day from the date of receiving a valid redemption request before the cut off time. Source: HSBC Mutual Fund, Data as on 31 October 2025

(3) TER is annualized and Includes GST on Investment Management fees

(4) Continuing plans

Map Disclaimer: The world map is not accurate and is for illustration purpose only.



Portfolio characteristics

Yield to Maturity ⁵	5.97%
Current AUM ⁶ &	INR 168.8 bn
Average Maturity	34.67 Days
Modified Duration	32.55 Days
Macaulay Duration	34.67 Days

Fund Information

	Features
NAV (as on 31.10.25) - Growth option	INR 2,653.3328
Settlement Date	T+1 ⁷

Investment process and team

Our investment process is active, fundamental and value driven. It combines qualitative top-down analysis of macroeconomic and market dynamics, with structured bottom-up research into individual bond issuers and fixed income securities. While investment decisions are taken locally to ensure focus and accountability, our portfolio managers in India are able to access the expertise and experience of our investment professionals worldwide in order to gain a truly global perspective.

Top 10 issuers/counterparties	% NAV
Canara Bank	8.27%
HDFC Bank Limited	5.00%
Bank of Baroda	4.55%
HDFC Securities Limited	4.42%
Union Bank of India	4.12%
National Bank for Agriculture & Rural Development	3.54%
Punjab National Bank Limited	3.21%
Reliance Retail Ventures Limited	3.10%
91 DTB 04Dec2025	3.09%
91 DTB 13Nov2025	3.05%

HSBC Mutual Fund/HSBC Asset Management (India) Private Limited would update the current expense ratios (TER) on its website at least three working days prior to the effective date of the change. Details of such changes can be referred on the following link under the Daily TER section: https://old.camsonline.com/COL_HSBCTDownload.aspx HLIF – HSBC Liquid Fund

Notes:

Data as on 31 October 2025

5. YTM is annualized

6. AUM is as on 31 October 2025.

7. Subject to change without notice.

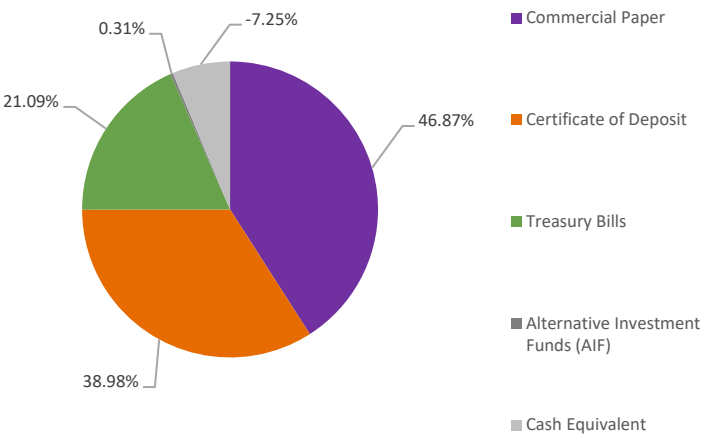
& For disclosure of quarterly AUM/AAUM and AUM by geography, please visit our website: <https://www.assetmanagement.hsbc.co.in/en/mutual-funds/investor-resources/information-library#&accordion1446811090=4>

Source – HSBC Mutual Fund, Data as of 31 October 2025. Past performance may or may not be sustained in future and is not a guarantee of any future returns.

As per para 14.2 of SEBI Master Circular on Mutual Funds dated June 27, 2024, the Fund shall transfer the redemption / repurchase proceeds within 3 working Days, from the date of acceptance of redemption request. Under normal circumstances, the Fund will endeavour to dispatch the redemption proceeds 1 Business Day from the date of receiving a valid redemption request before the cut off time. Source: HSBC Mutual Fund, Data as on 31 October 2025

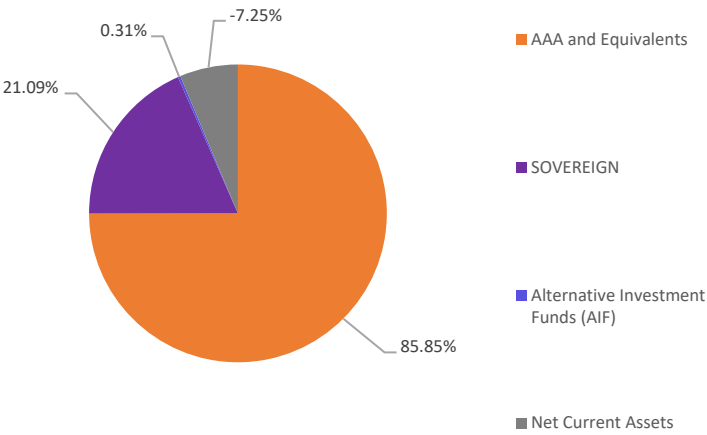
Portfolio Compositions⁸

Instrument Mix



Credit Quality Mix – local⁹

credit rating agencies’ short-term ratings



Notes:

8 Subject to change without notice.

9 The rating mentioned above refers to the local credit rating in India. The rating criteria and methodology used by Indian local rating agencies may be different from those adopted by most of the established international credit rating agencies. Therefore, the Indian local credit rating system may not provide an equivalent standard for comparison with securities rated by international credit rating agencies.

Note: The sector(s)/stock(s)/issuer(s) mentioned in this document do not constitute any research report nor it should be considered as an investment research, investment recommendation or advice to any reader of this content to buy or sell any stocks / investments. The Fund/portfolio may or may not have any existing / future position in these sector(s)/stock(s)/issuer(s).

Source – HSBC Mutual Fund, Data as of 31 October 2025.

Past performance may or may not be sustained in future and is not a guarantee of any future returns.

Fund Manager - Mahesh Chhabria Effective 01 Feb 2025. Total Schemes Managed - 16

Fund Manager - Abhishek Iyer Effective 01 April 2025. Total Schemes Managed - 04

Lump Sum Investment Performance																				Inception Date	
Fund / Benchmark (Value of Rs 10,000 invested)	7 Days		15 Days		30 Days		3 Months		6 Months		1 Year		3 Years		5 Years		10 Years		Since Inception		
	Amount in ₹	Returns %	Amount in ₹	Returns %	Amount in ₹	Returns %	Amount in ₹	Returns %	Amount in ₹	Returns %	Amount in ₹	Returns %	Amount in ₹	Returns %	Amount in ₹	Returns %	Amount in ₹	Returns %	Amount in ₹		Returns %
HSBC Liquid Fund - Regular Plan ^{7~}	10009	5.47	10021	5.61	10043	5.55	10139	5.61	10296	5.96	10669	6.69	12250	6.99	13182	5.67	18181	6.15	26718	7.03	04-Dec-02
Scheme Benchmark (NIFTY Liquid Index A-I)	10009	5.34	10021	5.57	10043	5.53	10140	5.68	10297	5.98	10669	6.69	12275	7.07	13239	5.76	18150	6.14	26889	7.08	
Additional Benchmark (CRISIL 1 Year T Bill Index)	10002	1.41	10013	3.33	10032	4.15	10104	4.20	10261	5.25	10665	6.65	12275	7.07	13142	5.61	18259	6.20	25344	6.64	
HSBC Liquid Fund - Direct Plan ^{7~}	10009	5.56	10021	5.71	10044	5.65	10141	5.71	10301	6.06	10680	6.80	12286	7.10	13240	5.76	18317	6.23	23374	6.84	01-Jan-13
Scheme Benchmark (NIFTY Liquid Index A-I)	10009	5.34	10021	5.57	10043	5.53	10140	5.68	10297	5.98	10669	6.69	12275	7.07	13238	5.76	18151	6.14	23178	6.77	
Additional Benchmark (CRISIL 1 Year T Bill Index)	10002	1.41	10013	3.33	10032	4.15	10104	4.20	10261	5.25	10665	6.65	12275	7.07	13141	5.61	18260	6.20	22448	6.50	

Past performance may or may not be sustained in future and is not a guarantee of any future returns. The performance details provided herein are of Regular as well as Direct Plan - Growth Option. Returns on ₹10,000 are point-to-point returns for the specific time period, invested at the start of the period. The returns for the respective periods are provided as on last available NAV of October 2025 for the respective schemes. Returns for 1 year and above are Compounded Annualized. Returns for less than 1 year is Simple Annualized. Load is not taken into consideration for computation of performance. Different plans shall have a different expense structure. The expenses of the Direct Plan under the Scheme will be lower to the extent of the distribution expenses / commission charged to the Regular Plan.

As per clause 5.9.1 of the SEBI Master Circular dated June 27, 2024, the scheme returns vis-à-vis the benchmark return (Total Return Index) shall be disclosed are provided from the date of allotment of units.

Post merger performance of the surviving scheme, arising out of merger of schemes with similar features, is computed as per the provisions of clause 13.4 of the SEBI Master Circular dated June 27, 2024, on Disclosure of Performance of Schemes post-merger using the weighted average performance of both transferor and transferee schemes. In other cases, performance is computed using the Applicable NAV of the surviving/continuing schemes. ~ Face value Rs 1000

Returns for Debt schemes has been calculated as on last business day NAV provided as on 31 October 2025.

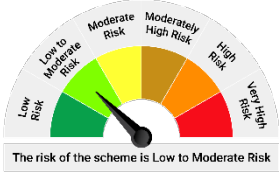
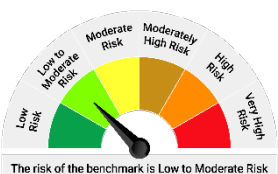
⁷HSBC Liquid Fund: Since there was no continuous NAV history available for the surviving Plan of HSBC Liquid Fund prior to May 19, 2011, returns since the said date have been considered for calculating Since Inception performance. The inception date of HSBC Liquid Fund however is December 04, 2002.

Source: HSBC Mutual Fund, data as on 31 October 2025

[Click here](#) to check other funds performance managed by the Fund Manager

Note : Please refer to Scheme Information Document for more details on Asset Allocation of the scheme.

Product Label

Scheme name and Type of scheme	Scheme Risk-o-meter	Benchmark Risk-o-meter (as applicable)
HSBC Liquid Fund (An open-ended Liquid Scheme. Relatively Low interest rate risk and moderate credit risk.) This product is suitable for investors who are seeking* : <ul style="list-style-type: none">• Overnight liquidity over short term• Investment in Money Market Instruments	 The risk of the scheme is Low to Moderate Risk	<p>As per AMFI Tier 1 Benchmark : NIFTY Liquid Index A-I</p>  The risk of the benchmark is Low to Moderate Risk

* Investors should consult their financial advisers if in doubt about whether the product is suitable for them.
Note on Risk-o-meters: Riskometer is as on 31 October 2025, Any change in risk-o-meter shall be communicated by way of Notice cum Addendum and by way of an e-mail or SMS to unitholders of that particular scheme

Potential Risk Class (HSBC Liquid Fund)			
Credit Risk →	Relatively Low (Class A)	Moderate (Class B)	Relatively High (Class C)
Interest Rate Risk ↓			
Relatively Low (Class I)		B-I	
Moderate (Class II)			
Relatively High (Class III)			
A Scheme with Relatively Low interest rate risk and Moderate credit risk.			

Potential Risk Class (‘PRC’) matrix indicates the maximum interest rate risk (measured by Macaulay Duration of the scheme) and maximum credit risk (measured by Credit Risk Value of the scheme) the fund manager can take in the scheme. PRC matrix classification is done in accordance with and subject to the methodology/guidelines prescribed by SEBI to help investors take informed decision based on the maximum interest rate risk and maximum credit risk the fund manager can take in the scheme, as depicted in the PRC matrix.

Past performance may or may not be sustained in future and is not a guarantee of any future returns. Source: HSBC Mutual Fund, data as on 31 October 2025

Investors are requested to note that as per SEBI (Mutual Funds) Regulations, 1996 and guidelines issued thereunder, HSBC AMC, its employees and/or empaneled distributors/agents are forbidden from guaranteeing/promising/assuring/predicting any returns or future performances of the schemes of HSBC Mutual Fund. Hence please do not rely upon any such statements/commitments. If you come across any such practices, please register a complaint via email at investor.line@mutualfunds.hsbc.co.in.

Disclaimer: This document has been prepared by HSBC Asset Management (India) Private Limited (HSBC) for information purposes only and should not be construed as i) an offer or recommendation to buy or sell securities, commodities, currencies or other investments referred to herein; or ii) an offer to sell or a solicitation or an offer for purchase of any of the funds of HSBC Mutual Fund; or iii) an investment research or investment advice. It does not have regard to specific investment objectives, financial situation and the particular needs of any specific person who may receive this document. Investors should seek personal and independent advice regarding the appropriateness of investing in any of the funds, securities, other investment or investment strategies that may have been discussed or referred herein and should understand that the views regarding future prospects may or may not be realized. In no event shall HSBC Mutual Fund/HSBC Asset management (India) Private Limited and / or its affiliates or any of their directors, trustees, officers and employees be liable for any direct, indirect, special, incidental or consequential damages arising out of the use of information / opinion herein.

This document is intended only for those who access it from within India and approved for distribution in Indian jurisdiction only. Distribution of this document to anyone (including investors, prospective investors or distributors) who are located outside India or foreign nationals residing in India, is strictly prohibited. Neither this document nor the units of HSBC Mutual Fund have been registered under Securities law/Regulations in any foreign jurisdiction. The distribution of this document in certain jurisdictions may be unlawful or restricted or totally prohibited and accordingly, persons who come into possession of this document are required to inform themselves about, and to observe, any such restrictions. If any person chooses to access this document from a jurisdiction other than India, then such person do so at his/her own risk and HSBC and its group companies will not be liable for any breach of local law or regulation that such person commits as a result of doing so.

The document provided for information only. Participants should note that there is no intention to solicit any investment opportunities outside Indian jurisdiction. Views are personal and based on information available in the public domain at present. Investors should not consider the same as investment advice. Please consult your financial advisor for all your investment decision. We accept no responsibility for the accuracy and/or completeness of any third party information obtained from sources we believe to be reliable but which have not been independently verified. HSBC Asset Management is the brand name for the asset management business of HSBC Group.

© Copyright. HSBC Asset Management (India) Private Limited 2025, ALL RIGHTS RESERVED.

HSBC Mutual Fund, 9-11th Floor, NESCO - IT Park Bldg. 3, Nesco Complex, Western Express Highway, Goregaon East, Mumbai 400063. Maharashtra.

GST - 27AABCH0007N1ZS, Email: investor.line@mutualfunds.hsbc.co.in | Website: www.assetmanagement.hsbc.co/in

Mutual Fund investments are subject to market risks, read all scheme related documents carefully.