

Indian exports are sailing on the wave of growth.  
Get your investment on board this opportunity.



## HSBC India Export Opportunities Fund

(An open ended equity scheme following export theme)

April 2026

Fund Category	Fund Manager	Benchmark <sup>1</sup>	Inception Date*	AUM <sup>&amp;</sup>
Equity	Abhishek Gupta, Siddharth Vora and Mayank Chaturvedi <sup>#</sup>	Nifty 500 TRI	25 Sep 2024	Rs. 1,086.18 Cr

Portfolio	% to net assets	Industry - Allocation	% to net assets
AVALON TECHNOLOGIES LIMITED	4.95%	Pharmaceuticals & Biotechnology	13.32%
Reliance Industries Limited	4.44%	Electrical Equipment	9.65%
Larsen & Toubro Limited	4.07%	Non - Ferrous Metals	7.39%
Hindalco Industries Limited	3.99%	Automobiles	7.00%
Bharti Airtel Limited	3.59%	Textiles & Apparels	6.74%
Pearl Global Industries Limited	3.54%	IT - Software	5.17%
TVS Motor Company Limited	3.42%	Agricultural Food & other Products	4.73%
GE Vernova T&D India Limited	3.41%	Chemicals & Petrochemicals	4.70%
National Aluminium Company Limited	3.40%	Commercial Services & Supplies	4.58%
CCL Products (India) Limited	3.29%	Petroleum Products	4.44%

### Why export theme in India now?

Export - Driving factors



Source: RBI, Ministry of Commerce and Industry GOI. Latest available data as on 31 July 2024, HSBC Mutual Fund. The above information is for illustrative purposes only. The sector(s) mentioned in this document do not constitute any research report nor it should be considered as an investment research, investment recommendation or advice to any reader of this content to buy or sell any stocks / investments. The Fund/portfolio may or may not have any existing / future position in these sector(s)/stock(s)/issuer(s). Past performance may or may not be sustained in future and is not a guarantee of any future returns.

\* Since inception - 25 Sep 24

<sup>1</sup> As per clause 7.2 of the SEBI Master Circular for Mutual Funds no. HO/24/13/11(1)2026-IMD-POD-1/I/7602/2026 dated March 20, 2026., on Benchmarks for Mutual Fund Schemes' has introduced two-tiered structure for benchmarking of certain categories of schemes. Accordingly, the benchmark has been classified as Tier 1 benchmark. Furthermore, the same is effective from 01 December 2021.

<sup>2</sup> TER Annualized TER including GST on Investment Management Fees

<sup>3</sup> Continuing plans

<sup>4</sup>For disclosure of quarterly AUM/AAUM and AUM by geography, please visit our website: <https://www.assetmanagement.hsbc.co.in/en/mutual-funds/investor-resources/information-library#&accordion1446811090=4>.

**Note:** The sector(s)/stock(s)/issuer(s) mentioned in this document do not constitute any research report nor it should be considered as an investment research, investment recommendation or advice to any reader of this content to buy or sell any stocks / investments. The Fund/portfolio may or may not have any existing / future position in these sector(s)/stock(s)/issuer(s).

Source – HSBC Mutual Fund, Data as of 31 March 2026. **Past performance may or may not be sustained in future and is not a guarantee of any future returns.**

# Mayank Chaturvedi shall be the fund manager for investments in foreign securities (wherever applicable) for all the schemes of HSBC Mutual Fund. w.e.f. October 01, 2025.

# HSBC India Export Opportunities Fund

(An open ended equity scheme following export theme)

## Exports to grow at ~15% CAGR over FY24-30

The Indian government has set an ambitious target to achieve \$2tn exports by 2030 implying exports share to increase to ~29%. The government expects exports to grow at ~15% CAGR over FY24-30, with services likely to grow faster than manufacturing. This will aid India to increase its share in world manufacturing from less than 3% in 2023 to its ambition of 5% in 2030 and 10% in 2047.

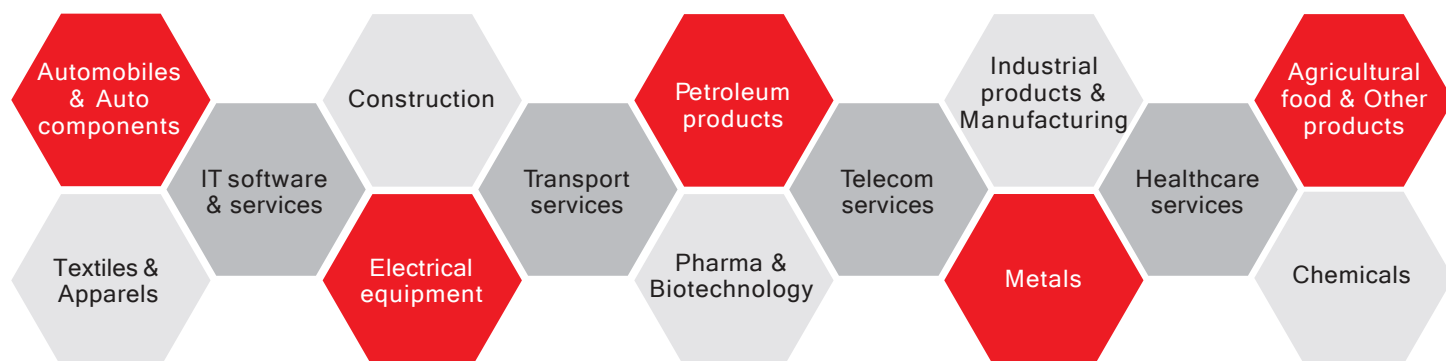
## HSBC India Export Opportunities Fund

Aims to capture the growth in exports. The Scheme intends to invest predominantly in Equities and Equity Related Securities of companies (80%-100%) from the sectors/industry having exports revenue more than 20% from outside India. Further to achieve diversification, the Scheme may invest up to 20% of the assets in Companies of other equity and equity related securities.

## Investment focus\*

### HSBC India Export Opportunities Fund

- The aim of the scheme is to generate long-term capital growth from an actively managed portfolio of equity and equity related securities of companies engaged in or expected to benefit from export of goods or services.
- The Scheme intends to invest predominantly in Equities and Equity Related Securities of companies from the sectors/industry having exports with revenue more than 20% from outside India which interalia include:



### The fund will take exposure to companies that are likely to involve themselves in the following activities:

- Export goods manufactured in India that have the potential to increase employment
- Benefit from government's policy and reforms towards exports as a sector
- Leverages India's cost benefit arbitrage in services, ease of doing business and highly skilled talent pool
- Assist in promoting inbound tourism or providing cost-effective world-class healthcare facilities

**Note :** The above list is indicative and the Fund Manager may add such activities that satisfies the above exports theme.

Source – Bloomberg, HSBC Mutual Fund

**Note** – Details provided above is as on 31 March 2026 or as latest available. Views provided above are based on information available in public domain at this moment and subject to change. Investors should not consider the same as investment advice. Please consult your financial advisor for all your investment decision.

**Exit Load:** If the units redeemed or switched out are upto 10% of the units purchased or switched in ("the limit") within 1 year from the date of allotment – Nil, If units redeemed or switched out are over and above the limit within 1 year from the date of allotment – 1%, If units are redeemed or switched out on or after 1 year from the date of allotment – Nil, A switch-out or a withdrawal under SWP may also attract an Exit Load like any Redemption. No Exit load will be chargeable in case of switches made between different options of the Scheme. No Exit load will be chargeable in case of Units allotted on account of IDCW reinvestments, if any. Exit load is not applicable for Segregated Portfolio.

**Month End Total Expenses Ratios (Annualized)<sup>2</sup>** – Regular<sup>3</sup>: 2.24%, Direct: 1.04%

PUBLIC

## Investment Objective

The investment objective of the scheme is to generate long-term capital growth from an actively managed portfolio of equity and equity related securities of companies engaged in or expected to benefit from export of goods or services. There is no assurance that the objective of the scheme will be realised and the scheme does not assure or guarantee any returns.

Fund Manager - Abhishek Gupta Effective 30 Sep 2024. Total Schemes Managed – 4; Fund Manager - Siddharth Vora Effective 01 Oct 2024. Total Schemes Managed – 1; Fund Manager - Mayank Chaturvedi Effective 01 Oct 2025. Total Schemes Managed - 19					
Fund / Benchmark (Value of Rs 10,000 invested)	1 Year		Since Inception		
	Amount in Rs	Returns %	Amount in Rs	Returns %	
HSBC India Export Opportunities Fund-Regular Plan	9998	-0.02	8880	-7.57	25-Sep-24
Scheme Benchmark (Nifty 500 TRI)	9712	-2.87	8532	-9.98	
Additional Benchmark (Nifty 50 TRI)	9601	-3.97	8719	-8.68	
HSBC India Export Opportunities Fund-Direct Plan	10134	1.33	9066	-6.29	25-Sep-24
Scheme Benchmark (Nifty 500 TRI)	9712	-2.87	8532	-9.98	
Additional Benchmark (Nifty 50 TRI)	9601	-3.97	8719	-8.68	

**Past performance may or may not be sustained in future and is not a guarantee of any future returns.** The performance details provided herein are of Regular as well as Direct Plan - Growth Option. Returns on ₹10,000 are point-to-point returns for the specific time period, invested at the start of the period. The returns for the respective periods are provided as on last available NAV of March 2026 for the respective schemes. Returns for 1 year and above are Compounded Annualized. Returns for less than 1 year is Simple Annualized. Load is not taken into consideration for computation of performance. Different plans shall have a different expense structure. The expenses of the Direct Plan under the Scheme will be lower to the extent of the distribution expenses / commission charged to the Regular Plan.

As per clause 6.9.1 of the SEBI Master Circular for Mutual Funds no. HO/24/13/11(1)2026-IMD-POD-1//7602/2026 dated March 20, 2026., the scheme returns vis-à-vis the benchmark return (Total Return Index) shall be disclosed are provided from the date of allotment of units. ~ Face value Rs 10

SIP Performance - HSBC India Export Opportunities Fund– Regular Plan*			Inception Date: 25-Sep-24
Scheme Name & Benchmarks	1 Year	Since Inception	
Total amount invested (₹)	120000	180000	
Market Value as on March 30, 2026 (₹)	1,11,187	1,66,949	
Scheme Returns (%)	-13.46	-9.27	
Nifty 500 TRI - Scheme Benchmark (₹)	1,08,014	1,64,249	
Nifty 500 TRI - Scheme Benchmark Returns (%)	-18.16	-11.19	
Nifty 50 TRI - Additional Benchmark (₹)	1,07,835	1,64,804	
Nifty 50 TRI - Additional Benchmark Returns (%)	-18.42	-10.80	



SIP Performance - HSBC India Export Opportunities Fund– Direct Plan*			Inception Date: 25-Sep-24
Scheme Name & Benchmarks	1 Year	Since Inception	
Total amount invested (₹)	120000	180000	
Market Value as on March 30, 2026 (₹)	1,11,985	1,68,719	
Scheme Returns (%)	-12.27	-8.02	
Nifty 500 TRI - Scheme Benchmark (₹)	1,08,014	1,64,249	
Nifty 500 TRI - Scheme Benchmark Returns (%)	-18.16	-11.19	
Nifty 50 TRI - Additional Benchmark (₹)	1,07,835	1,64,804	
Nifty 50 TRI - Additional Benchmark Returns (%)	-18.42	-10.80	

**Past performance may or may not be sustained in future and is not a guarantee of any future returns.** For SIP returns, monthly investment of Rs. 10,000/- invested on the 1st day of every month has been considered. SIP Return are calculated on XIRR basis. IDCW are assumed to be reinvested and bonus is adjusted. Load is not taken into consideration. Mayank Chaturvedi shall be the fund manager for investments in foreign securities (wherever applicable) for all the schemes of HSBC Mutual Fund. w.e.f. October 01, 2025.

Source: HSBC Mutual Fund, data as on 31 March 2026

[Click here](#) to check other funds performance managed by the Fund Manager

## Product Label

Scheme name and Type of scheme	Scheme Risk-o-meter	Benchmark Risk-o-meter (as applicable)
<p><b>HSBC India Export Opportunities Fund</b> (An open ended equity scheme following export theme)</p> <p><b>This product is suitable for investors who are seeking*:</b></p> <ul style="list-style-type: none"> <li>To create wealth over long term.</li> <li>Investment predominantly in equity and equity related securities of companies engaged in or expected to benefit from export of goods or Services.</li> </ul>	 <p>The risk of the scheme is Very High Risk</p>	<p>As per AMFI Tier I Benchmark i.e. <b>Benchmark : Nifty 500 TRI</b></p>  <p>The risk of the benchmark is Very High Risk</p>

\* Investors should consult their financial advisers if in doubt about whether the product is suitable for them.

**Note on Risk-o-meters:** Riskometer is as on 31 March 2026, Any change in risk-o-meter shall be communicated by way of Notice cum Addendum and by way of an e-mail or SMS to unitholders of that particular scheme

**Past performance may or may not be sustained in future and is not a guarantee of any future returns.** Source: HSBC Mutual Fund, data as on 31 March 2026

Investors are requested to note that as per SEBI (Mutual Funds) Regulations, 1996 and guidelines issued thereunder, HSBC AMC, its employees and/or empaneled distributors/agents are forbidden from guaranteeing/promising/assuring/predicting any returns or future performances of the schemes of HSBC Mutual Fund. Hence please do not rely upon any such statements/commitments. If you come across any such practices, please register a complaint via email at [investor.line@mutualfunds.hsbc.co.in](mailto:investor.line@mutualfunds.hsbc.co.in).

**Disclaimer:** This document has been prepared by HSBC Mutual Fund for information purposes only and should not be construed as i) an offer or recommendation to buy or sell securities, commodities, currencies or other investments referred to herein; or ii) an offer to sell or a solicitation or an offer for purchase of any of the funds of HSBC Mutual Fund; or iii) an investment research or investment advice. It does not have regard to specific investment objectives, financial situation and the particular needs of any specific person who may receive this document. Investors should seek personal and independent advice regarding the appropriateness of investing in any of the funds, securities, other investment or investment strategies that may have been discussed or referred herein and should understand that the views regarding future prospects may or may not be realized. In no event shall HSBC Mutual Fund/HSBC Asset management (India) Private Limited and / or its affiliates or any of their directors, trustees, officers and employees be liable for any direct, indirect, special, incidental or consequential damages arising out of the use of information / opinion herein.

This document is intended only for those who access it from within India and approved for distribution in Indian jurisdiction only. Distribution of this document to anyone (including investors, prospective investors or distributors) who are located outside India or foreign nationals residing in India, is strictly prohibited. Neither this document nor the units of HSBC Mutual Fund have been registered under Securities law/Regulations in any foreign jurisdiction. The distribution of this document in certain jurisdictions may be unlawful or restricted or totally prohibited and accordingly, persons who come into possession of this document are required to inform themselves about, and to observe, any such restrictions. If any person chooses to access this document from a jurisdiction other than India, then such person do so at his/her own risk and HSBC and its group companies will not be liable for any breach of local law or regulation that such person commits as a result of doing so.

© Copyright. HSBC Asset Management (India) Private Limited 2025, ALL RIGHTS RESERVED.  
HSBC Mutual Fund, 9-11th Floor, NESCO - IT Park Bldg. 3, Nesco Complex, Western Express Highway, Goregaon East, Mumbai 400063. Maharashtra.  
GST - 27AABCH0007N1ZS, Email: [investor.line@mutualfunds.hsbc.co.in](mailto:investor.line@mutualfunds.hsbc.co.in) | Website: [www.assetmanagement.hsbc.co/in](http://www.assetmanagement.hsbc.co/in)

**Mutual Fund investments are subject to market risks, read all scheme related documents carefully.**