

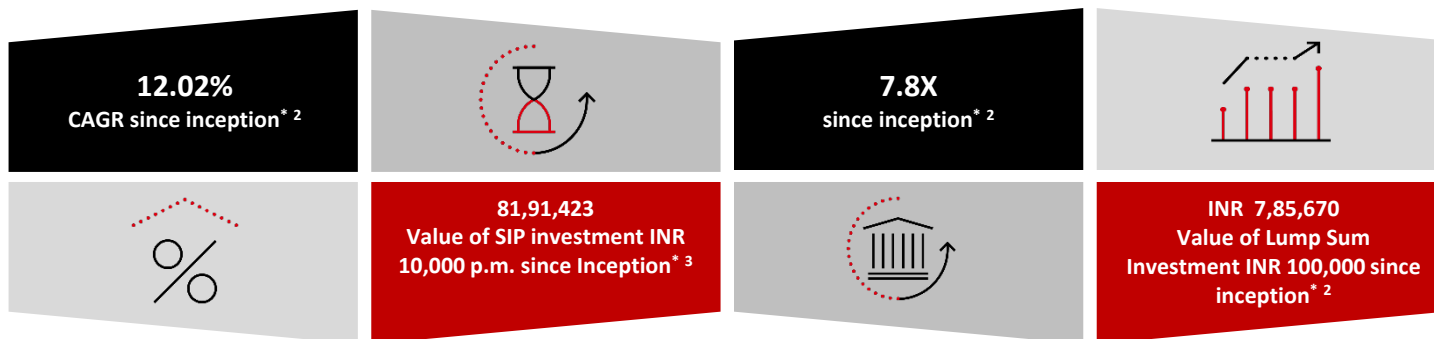
Product Note

HSBC Tax Saver Equity Fund (HTSF)

(An open ended equity linked saving scheme with a statutory lock-in of 3 years and tax benefit)

March 2025

Fund Category	Fund Manager	Benchmark ¹	Inception Date	AUM ^{&}
Equity Linked Savings Scheme	Gautam Bhupal and Sonal Gupta [#]	Nifty 500 TRI	5 Jan 2007	Rs. 210.48 Cr



Portfolio	% to net assets
ICICI Bank Limited	7.14%
Infosys Limited	6.58%
HDFC Bank Limited	5.71%
Dixon Technologies (India) Limited	4.70%
Multi Commodity Exchange of India Limited	4.39%
Reliance Industries Limited	4.29%
Amber Enterprises India Limited	4.01%
Bharti Airtel Limited	3.90%
PB Fintech Limited	3.25%
State Bank of India	2.81%

Industry - Allocation	% to net assets
Banks	18.70%
Consumer Durables	13.55%
Capital Markets	8.68%
IT - Software	8.54%
Pharmaceuticals & Biotechnology	5.72%
Petroleum Products	4.29%
Construction	4.08%
Telecom - Services	3.90%
Healthcare Services	3.44%
Industrial Products	3.27%

Risk Ratios ⁴	
Standard Deviation	15.18%
Beta	0.94

Risk Ratios ⁴	
Sharpe Ratio ⁵	0.48
R2	0.85

Exit Load: NIL

Month End Total Expenses Ratios (Annualized)⁶ – Regular⁷: 2.46%, Direct: 1.59%.

* Since inception - 05 Jan 07

¹ As per clause 1.9 of the SEBI Master Circular dated June 27, 2024, on 'Guiding Principles for bringing uniformity in Benchmarks of Mutual Fund Schemes' has introduced two-tiered structure for benchmarking of certain categories of schemes. Accordingly, the benchmark has been classified as Tier 1 benchmark effective from 01 December 2021.

²As on 28 February 2025 of Growth option regular plan. During the same period, scheme benchmark (Nifty 500 TRI) has moved by 7.3X to Rs 7,35,150 from Rs 100,000 and delivered return of 11.61%. Please refer page no. 3 for detailed performance of HSBC Tax Saver Equity Fund.

³ During the same period, value of scheme benchmark (Nifty 500 TRI) has moved to 80,49,384.

⁴ Quantitative Data disclosed are as per monthly returns (Annualized) for the last 3 years.

⁵ Risk free rate: 6.40% (FIMMDA-NSE MIBOR) Refer to the Fund's website, www.assetmanagement.hsbc.co.in for monthly portfolio disclosures.

⁶ TER Annualized TER including GST on Investment Management Fees

⁷ Continuing plans.

[#] Sonal Gupta is dedicated fund manager for investments in foreign securities by all the schemes of HSBC Mutual Fund.

⁸For disclosure of quarterly AUM/AAUM and AUM by geography, please visit our website: <https://www.assetmanagement.hsbc.co.in/en/mutual-funds/investor-resources/information-library#&accordion1446811090=4>.

Note: The sector(s)/stock(s)/issuer(s) mentioned in this document do not constitute any research report nor it should be considered as an investment research, investment recommendation or advice to any reader of this content to buy or sell any stocks / investments. The Fund/portfolio may or may not have any existing / future position in these sector(s)/stock(s)/issuer(s).

Source – HSBC Mutual Fund, Data as of 28 February 2025. **Past performance may or may not be sustained in the future and is not indicative of future results.**

PUBLIC

Most of us have a tendency to wait until the last moment in the financial year to start making tax saving investments, and more often than not, we end up making the wrong decisions. The key here is to begin investing at the start of the financial year and change the notion of “tax saving” into “tax planning”. This involves creating a strategy to help you maximise your tax savings together with wealth creation.

Investment Objective

To provide long term capital appreciation by investing in a diversified portfolio of equity & equity related instruments of companies across various sectors and industries, with no capitalisation bias. The Fund may also invest in fixed income securities. However, there can be no assurance or guarantee that the investment objective of the scheme would be achieved.

Fund Manager - Gautam Bhupal Effective 23 Jul 2019. Total Schemes Managed – 13, Fund Manager - Sonal Gupta Effective Dec 2023. Total Schemes Managed - 26

Lump Sum Investment Performance									Inception Date
Fund / Benchmark (Value of Rs 10,000 invested)	1 Year		3 Years		5 Years		Since Inception		
	Amount in ₹	Returns %	Amount in ₹	Returns %	Amount in ₹	Returns %	Amount in ₹	Returns %	
HSBC Tax Saver Equity Fund-Regular Plan	10330	3.30	14533	13.26	20948	15.92	78567	12.02	05-Jan-07
Scheme Benchmark (Nifty 500 TRI)	9992	-0.08	14320	12.70	22683	17.78	73515	11.61	
Additional Benchmark (Nifty 50 TRI)	10189	1.89	13652	10.92	20966	15.94	68997	11.22	

Past performance may or may not be sustained in the future and is not indicative of future results. The performance details provided herein are of Regular Plan - Growth Option. Returns on ₹10,000 are point-to-point returns for the specific time period, invested at the start of the period. The returns for the respective periods are provided as on last available NAV of February 2025 for the respective schemes. Returns for 1 year and above are Compounded Annualized. Returns for less than 1 year is Simple Annualized. Load is not taken into consideration for computation of performance. Different plans shall have a different expense structure. The expenses of the Direct Plan under the Scheme will be lower to the extent of the distribution expenses / commission charged to the Regular Plan.

As per clause 5.9.1 of the SEBI Master Circular dated June 27, 2024, the scheme returns vis-à-vis the benchmark return (Total Return Index) shall be disclosed are provided from the date of allotment of units.

Post merger performance of the surviving scheme, arising out of merger of schemes with similar features, is computed as per the provisions of clause 13.4 of the SEBI Master Circular dated June 27, 2024, on Disclosure of Performance of Schemes post-merger using the weighted average performance of both transferor and transferee schemes. In other cases, performance is computed using the Applicable NAV of the surviving/continuing schemes.



SIP Performance - HSBC Tax Saver Equity Fund – Regular Plan					Inception Date: 05-Jan-07
Scheme Name & Benchmarks	1 Year	3 Years	5 Years	Since Inception	
Total amount invested (₹)	120000	360000	600000	2170000	
Market Value as on February 28, 2025 (₹)	1,08,885	4,33,072	8,87,308	81,91,423	
Scheme Returns (%)	-16.87	12.41	15.67	13.21	
Nifty 500 TRI - Scheme Benchmark (₹)	1,08,007	4,17,922	8,71,450	80,49,384	
Nifty 500 TRI - Scheme Benchmark Returns (%)	-18.16	9.96	14.93	13.04	
Nifty 50 TRI - Additional Benchmark (₹)	1,12,208	4,10,522	8,34,266	73,98,625	
Nifty 50 TRI - Additional Benchmark Returns (%)	-11.93	8.74	13.16	12.26	

Past performance may or may not be sustained in the future and is not indicative of future results. For SIP returns, monthly investment of Rs. 10,000/- invested on the 1st day of every month has been considered. SIP Return are calculated on XIRR basis. IDCW are assumed to be reinvested and bonus is adjusted. Load is not taken into consideration.

Source: HSBC Mutual Fund, data as on 28 February 2025

[Click here](#) to check other funds performance managed by the Fund Manager

Product Label

Scheme name and Type of scheme	Scheme Risk-o-meter	Benchmark Risk-o-meter (as applicable)
<p>HSBC Tax Saver Equity Fund (An open ended equity linked saving scheme with a statutory lock in of 3 years and tax benefit)</p> <p>This product is suitable for investors who are seeking*:</p> <ul style="list-style-type: none">• To create wealth over long term• Investment in equity and equity related securities with no capitalization bias.	 <p>The risk of the scheme is Very High Risk</p>	<p>As per AMFI Tier I Benchmark i.e. Benchmark Index: NIFTY 500 TRI Index</p>  <p>The risk of the benchmark is Very High Risk</p>

* Investors should consult their financial advisers if in doubt about whether the product is suitable for them.

Note on Risk-o-meters: Riskometer is as on 28 February 2025, Any change in risk-o-meter shall be communicated by way of Notice cum Addendum and by way of an e-mail or SMS to unitholders of that particular scheme

Past performance may or may not be sustained in the future and is not indicative of future results. Source: HSBC Mutual Fund, data as on 28 February 2025

Investors are requested to note that as per SEBI (Mutual Funds) Regulations, 1996 and guidelines issued thereunder, HSBC AMC, its employees and/or empaneled distributors/agents are forbidden from guaranteeing/promising/assuring/predicting any returns or future performances of the schemes of HSBC Mutual Fund. Hence please do not rely upon any such statements/commitments. If you come across any such practices, please register a complaint via email at investor.line@mutualfunds.hsbc.co.in.

Disclaimer: This document has been prepared by HSBC Mutual Fund for information purposes only and should not be construed as i) an offer or recommendation to buy or sell securities, commodities, currencies or other investments referred to herein; or ii) an offer to sell or a solicitation or an offer for purchase of any of the funds of HSBC Mutual Fund; or iii) an investment research or investment advice. It does not have regard to specific investment objectives, financial situation and the particular needs of any specific person who may receive this document. Investors should seek personal and independent advice regarding the appropriateness of investing in any of the funds, securities, other investment or investment strategies that may have been discussed or referred herein and should understand that the views regarding future prospects may or may not be realized. In no event shall HSBC Mutual Fund/HSBC Asset management (India) Private Limited and / or its affiliates or any of their directors, trustees, officers and employees be liable for any direct, indirect, special, incidental or consequential damages arising out of the use of information / opinion herein. This document is intended only for those who access it from within India and approved for distribution in Indian jurisdiction only. Distribution of this document to anyone (including investors, prospective investors or distributors) who are located outside India or foreign nationals residing in India, is strictly prohibited. Neither this document nor the units of HSBC Mutual Fund have been registered under Securities law/Regulations in any foreign jurisdiction. The distribution of this document in certain jurisdictions may be unlawful or restricted or totally prohibited and accordingly, persons who come into possession of this document are required to inform themselves about, and to observe, any such restrictions. If any person chooses to access this document from a jurisdiction other than India, then such person do so at his/her own risk and HSBC and its group companies will not be liable for any breach of local law or regulation that such person commits as a result of doing so.

© Copyright. HSBC Mutual Fund 2025, ALL RIGHTS RESERVED.
HSBC Mutual Fund, 9-11th Floor, NESCO - IT Park Bldg. 3, Nesco Complex, Western Express Highway, Goregaon East, Mumbai 400063. Maharashtra.
GST - 27AABCH0007N1ZS, Email: investor.line@mutualfunds.hsbc.co.in | Website: www.assetmanagement.hsbc.co/in

Mutual Fund investments are subject to market risks, read all scheme related documents carefully.