

Promising  
when apart.



Invest in  
HSBC Large and  
Mid Cap Fund

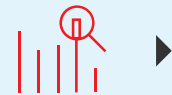
(An open ended equity scheme investing in both large cap and mid cap stocks)

Powerful  
when together.

May 2026

## Why HSBC Large and Mid Cap Fund?

Focus on Large and Mid Caps with some small caps, across sectors



Aim to achieve performance consistency with optimal allocation to large and mid caps



A bottom-up approach will be used to invest in equity and equity related instruments



The fund builds the portfolio around three themes Allocation to Leaders, Challengers and Turnaround companies



## Key Facts

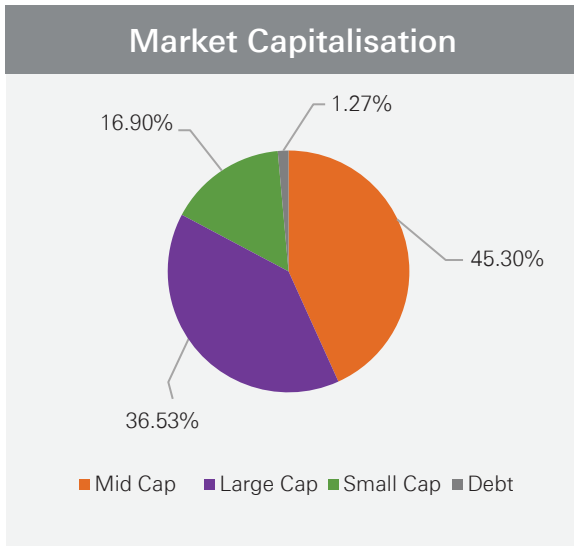
<b>Fund Manager</b>	Cheenu Gupta & Mayank Chaturvedi <sup>#</sup>
<b>Benchmark<sup>1</sup></b>	NIFTY Large Midcap 250 TRI
<b>Inception Date</b>	28 Mar 2019
<b>AUM<sup>&amp;</sup></b>	Rs. 4,877.42 cr.

<sup>#</sup>Mayank Chaturvedi shall be the fund manager for investments in foreign securities (wherever applicable) for all the schemes of HSBC Mutual Fund. w.e.f. October 01, 2025. Data as on 30 April 2026.

The sector(s)/stock(s)/issuer(s) mentioned in this document do not constitute any research report nor it should be considered as an investment research, investment recommendation or advice to any reader of this content to buy or sell any stocks / investments. The Fund/portfolio may or may not have any existing / future position in these sector(s)/stock(s)/issuer(s). Past performance may or may not sustain and doesn't guarantee the future performance.  
SEBI Registered Name/Number-HSBC Mutual Fund/MF/046/02/5

Portfolio Top Holdings	% to net assets
ICICI Bank Limited	5.93%
Billionbrains Garage Ventures Ltd.	4.19%
FSN E-Commerce Ventures Limited	4.05%
Bharat Electronics Limited	4.03%
GE Vernova T&D India Limited	3.51%
Aditya Infotech Limited	3.48%
BSE Ltd	3.47%
Hindalco Industries Limited	3.42%
Oil & Natural Gas Corporation Limited	3.25%
Hitachi Energy India Limited	3.16%

Industry - Allocation	% to net assets
Electrical Equipment	16.19%
Banks	14.76%
Capital Markets	13.00%
Retailing	6.76%
Finance	4.41%
Automobiles	4.25%
Oil	4.11%
Aerospace & Defense	4.03%
Industrial Manufacturing	4.02%
Ferrous Metals	3.72%



**Note:** The above information is for illustrative purposes only. The sector(s)/stock(s)/issuer(s) mentioned in this document do not constitute any research report nor it should be considered as an investment research, investment recommendation or advice to any reader of this content to buy or sell any stocks / investments. The Fund/portfolio may or may not have any existing / future position in these sector(s)/stock(s)/issuer(s).

Fund Manager - Cheenu Gupta Effective 26 Nov 2022. Total Schemes Managed - 5

Fund Manager - Mayank Chaturvedi Effective 01 Oct 2025. Total Schemes Managed - 19

## Lump Sum Investment Performance

Fund / Benchmark (Value of Rs 10,000 invested)	1 Year		3 Year		5 Year		10 Years		Since Inception		Since Date
	Amount (Rs)	Returns (%)	Amount (Rs)	Returns (%)	Amount (Rs)	Returns (%)	Amount (Rs)	Returns (%)	Amount (Rs)	Returns (%)	
HSBC Large and Mid Cap Fund- Regular Plan~	11413	14.13	17471	20.38	21730	16.78	NA	NA	27338	15.23	
Scheme Benchmark (NIFTY Large Midcap 250 TRI)	10629	6.29	16480	18.06	21179	16.18	NA	NA	28993	16.19	28-Mar-2019
Additional Benchmark (Nifty 50 TRI)	9972	-0.28	13753	11.18	17382	11.69	NA	NA	22509	12.11	

Fund / Benchmark (Value of Rs 10,000 invested)	1 Year		3 Year		5 Year		10 Years		Since Inception		Since Date
	Amount (Rs)	Returns (%)	Amount (Rs)	Returns (%)	Amount (Rs)	Returns (%)	Amount (Rs)	Returns (%)	Amount (Rs)	Returns (%)	
HSBC Large and Mid Cap Fund- Direct Plan~	11537	15.37	18029	21.64	22971	18.09	NA	NA	29018	16.20	
Scheme Benchmark (NIFTY Large Midcap 250 TRI)	10629	6.29	16480	18.06	21179	16.18	NA	NA	28993	16.19	28-Mar-2019
Additional Benchmark (Nifty 50 TRI)	9972	-0.28	13753	11.18	17382	11.69	NA	NA	22509	12.11	

Past performance may or may not be sustained in future and is not a guarantee of any future returns. The performance details provided herein are of Regular Plan - Growth Option. Returns on ₹10,000 are point-to-point returns for the specific time period, invested at the start of the period. The returns for the respective periods are provided as on last available NAV of April 2026 for the respective schemes. Returns for 1 year and above are Compounded Annualized. Returns for less than 1 year is Simple Annualized. Load is not taken into consideration for computation of performance. Different plans shall have a different expense structure. The expenses of the Direct Plan under the Scheme will be lower to the extent of the distribution expenses / commission charged to the Regular Plan.

As per clause 6.9.1 of the SEBI Master Circular for Mutual Funds no. HO/24/13/11(1)2026-IMD-POD-1/7602/2026 dated March 20, 2026., the scheme returns vis-à-vis the benchmark return (Total Return Index) shall be disclosed are provided from the date of allotment of units.

Post merger performance of the surviving scheme, arising out of merger of schemes with similar features, is computed as per the provisions of clause 14.3 of the SEBI Master Circular for Mutual Funds no. HO/24/13/11(1)2026-IMD-POD-1/7602/2026 dated March 20, 2026., on Disclosure of Performance of Schemes post-merger using the weighted average performance of both transferor and transferee schemes. In other cases, performance is computed using the Applicable NAV of the surviving/continuing schemes. ~ Face value Rs 10. Returns for Equity & FOF schemes has been calculated as on last business day NAV provided as on 30 April 2026.

## SIP Performance - HSBC Large and Mid Cap Fund - Regular - Growth Option

Scheme Name & Benchmarks	1 Year	3 Years	5 Years	Since Inception	Inception Date
Total amount invested (₹)	120000	360000	600000	850000	
Market Value as on April 30, 2026 (₹)	1,26,001	4,31,592	8,76,106	15,60,304	
Scheme Returns (%)	9.48	12.18	15.15	16.85	
NIFTY Large Midcap 250 TRI - Scheme Benchmark (₹)	1,20,919	4,12,795	8,35,802	15,62,068	28-Mar-2019
NIFTY Large Midcap 250 TRI - Scheme Benchmark Returns (%)	1.43	9.12	13.24	16.88	
Nifty 50 TRI - Additional Benchmark (₹)	1,16,016	3,86,094	7,40,183	12,97,246	
Nifty 50 TRI - Additional Benchmark Returns (%)	-6.14	4.61	8.34	11.74	

## SIP Performance - HSBC Large and Mid Cap Fund - Direct - Growth Option

Scheme Name & Benchmarks	1 Year	3 Years	5 Years	Since Inception	Inception Date
Total amount invested (₹)	120000	360000	600000	850000	
Market Value as on April 30, 2026 (₹)	1,26,743	4,39,270	9,05,051	16,26,394	
Scheme Returns (%)	10.67	13.40	16.48	18.00	
NIFTY Large Midcap 250 TRI - Scheme Benchmark (₹)	1,20,919	4,12,795	8,35,802	15,62,068	
NIFTY Large Midcap 250 TRI - Scheme Benchmark Returns (%)	1.43	9.12	13.24	16.88	
Nifty 50 TRI - Additional Benchmark (₹)	1,16,016	3,86,094	7,40,183	12,97,246	28-Mar-2019
Nifty 50 TRI - Additional Benchmark Returns (%)	-6.14	4.61	8.34	11.74	

**Past performance may or may not be sustained in future and is not a guarantee of any future returns.** For SIP returns, monthly investment of Rs. 10,000/- invested on the 1<sup>st</sup> day of every month has been considered. SIP Return are calculated on XIRR basis. IDCW are assumed to be reinvested and bonus is adjusted. Load is not taken into consideration. Mayank Chaturvedi shall be the fund manager for investments in foreign securities (wherever applicable) for all the schemes of HSBC Mutual Fund. w.e.f. October 01, 2025. Source: HSBC Mutual Fund, data as on 30 April 2026

Click here: <https://www.assetmanagement.hsbc.co.in/assets/documents/mutual-funds/en/97379929-84f9-4b15-878c-577175039351/performance-note-equity-hybrid-debt-global-funds-may-2026.pdf> to check other funds performance managed by the Fund Manager

Reach us 1800 200 2434

[www.assetmanagement.hsbc.co.in](http://www.assetmanagement.hsbc.co.in)

Follow us on

Data as on 30 April 2026.

<sup>1</sup>As per clause 7.22 of the SEBI Master Circular for Mutual Funds no. HO/24/13/1(1)2026-IMD-POD-1/I/7602/2026 dated March 20, 2026., on Benchmarks for Mutual Fund Schemes' has introduced two-tiered structure for benchmarking of certain categories of schemes. Accordingly, the benchmark has been classified as Tier 1 benchmark. Furthermore, the same is effective from 01 December 2021.

<sup>2</sup>For disclosure of quarterly AUM/AAUM and AUM by geography, please visit our website: <https://www.assetmanagement.hsbc.co.in/en/mutual-funds/investor-resources/information-library#&accordion1446811090=4>

Note: The sector(s)/stock(s)/issuer(s) mentioned in this document do not constitute any research report nor it should be considered as an investment research, investment recommendation or advice to any reader of this content to buy or sell any stocks / investments. The Fund/portfolio may or may not have any existing / future position in these sector(s)/stock(s)/issuer(s).

Source – HSBC Mutual Fund, Data as of 30 April 2026. Past performance may or may not sustain and doesn't guarantee the future performance.

### HSBC Large and Mid Cap Fund

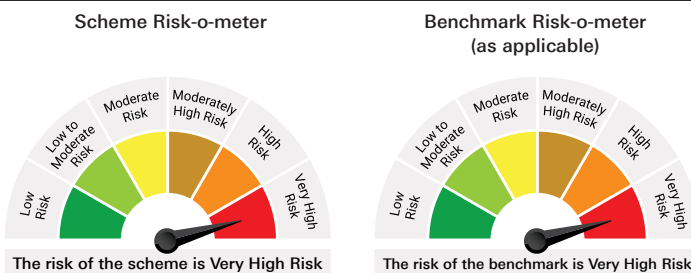
(An open ended equity scheme investing in both large cap and mid cap stocks)

**This product is suitable for investors who are seeking\*:**

- Long term wealth creation and income
- Investment predominantly in equity and equity related securities of Large and Mid-cap companies.

**\*Investors should consult their financial advisers if in doubt about whether the product is suitable for them.**

As per AMFI Tier I Benchmark: NIFTY Large Midcap 250 TRI



Note on Risk-o-meters: Riskometer is as on 30 April 2026, Any change in risk-o-meter shall be communicated by way of Notice cum Addendum and by way of an e-mail or SMS to unitholders of that particular scheme

**Past performance may or may not be sustained in the future and is not indicative of future results.** Source: HSBC Mutual Fund, data as on 30 April 2026

Investors are requested to note that as per SEBI (Mutual Funds) Regulations, 2026 and guidelines issued thereunder, HSBC Mutual Fund, its employees and/or empaneled distributors/agents are forbidden from guaranteeing/promising/assuring/predicting any returns or future performances of the schemes of HSBC Mutual Fund. Hence please do not rely upon any such statements/commitments. If you come across any such practices, please register a complaint via email at [investor.line@mutualfunds.hsbc.co.in](mailto:investor.line@mutualfunds.hsbc.co.in).

Disclaimer: This document has been prepared by HSBC Mutual Fund for information purposes only and should not be construed as i) an offer or recommendation to buy or sell securities, commodities, currencies or other investments referred to herein; or ii) an offer to sell or a solicitation or an offer for purchase of any of the funds of HSBC Mutual Fund; or iii) an investment research or investment advice. It does not have regard to specific investment objectives, financial situation and the particular needs of any specific person who may receive this document. Investors should seek personal and independent advice regarding the appropriateness of investing in any of the funds, securities, other investment or investment strategies that may have been discussed or referred herein and should understand that the views regarding future prospects may or may not be realized. In no event shall HSBC Mutual Fund/HSBC Asset management (India) Private Limited and / or its affiliates or any of their directors, trustees, officers and employees be liable for any direct, indirect, special, incidental or consequential damages arising out of the use of information / opinion herein.

This document is intended only for those who access it from within India and approved for distribution in Indian jurisdiction only. Distribution of this document to anyone (including investors, prospective investors or distributors) who are located outside India or foreign nationals residing in India, is strictly prohibited. Neither this document nor the units of HSBC Mutual Fund have been registered under Securities law/Regulations in any foreign jurisdiction. The distribution of this document in certain jurisdictions may be unlawful or restricted or totally prohibited and accordingly, persons who come into possession of this document are required to inform themselves about, and to observe, any such restrictions. If any person chooses to access this document from a jurisdiction other than India, then such person do so at his/her own risk and HSBC and its group companies will not be liable for any breach of local law or regulation that such person commits as a result of doing so.

© Copyright. HSBC Mutual Fund 2026, ALL RIGHTS RESERVED.

HSBC Mutual Fund, 9-11th Floor, NESCO - IT Park Bldg. 3, Nesco Complex, Western Express Highway, Goregaon East, Mumbai 400063. Maharashtra. GST - 27AABCH0007N1ZS, Email: [investor.line@mutualfunds.hsbc.co.in](mailto:investor.line@mutualfunds.hsbc.co.in) | Website: [www.assetmanagement.hsbc.co.in](http://www.assetmanagement.hsbc.co.in)

**Mutual Fund investments are subject to market risks, read all scheme related documents carefully.** CL 4037