

# HSBC Asset Management

Portfolio Summary as on 17 Jun 2022

Release Date : Jun 2022

## Scheme Names

	Portfolio Details	HSBC Cash Fund	HSBC Ultra Short Duration	HSBC Low Duration Fund	HSBC Short Duration Fund	HSBC Corporate Bond Fund	HSBC Debt Fund	HSBC Flexi Debt Fund	HSBC CRISIL IBX 5050	HSBC Overnight Fund
	Average Maturity(Months)**	1.18	4.12	7.67	16.64	20.57	57.68	49.26	63.99	0.09
	Modified Duration(Months)	1.18	4.09	7.30	14.94	18.14	46.68	37.87	50.58	0.09
	Sovereign, AAA , & P1+ and/or equivalent/TREPS Overnight	100.00%	100.00%	100.00%	100.00%	100.00%	100.00%	100.00%	100.00%	100.00%
	AA+ & AA , and/or equivalent	0.00%	0.00%	0.00%	0.00%	0.00%	0.00%	0.00%	0.00%	0.00%
	AA- and Below	0.00%	0.00%	0.00%	0.00%	0.00%	0.00%	0.00%	0.00%	0.00%
	Unrated papers	0.00%	0.00%	0.00%	0.00%	0.00%	0.00%	0.00%	0.00%	0.00%
	Unrated BRDS***	0.00%	0.00%	0.00%	0.00%	0.00%	0.00%	0.00%	0.00%	0.00%
	Fixed Deposits	0.00%	0.00%	0.00%	0.00%	0.00%	0.00%	0.00%	0.00%	0.00%
	Cash, TREPS & Repo	36.40%	18.48%	14.55%	8.26%	7.53%	3.59%	26.87%	1.43%	95.77%
	Overnight Maturity <sup>ss</sup>	0.00%	0.00%	0.00%	0.00%	0.00%	0.00%	0.00%	0.00%	0.00%
Asset Type	Net Current Assets	-0.01%	2.75%	10.28%	1.49%	1.96%	1.81%	0.47%	2.06%	0.31%
	Bonds & NCDs	0.00%	8.59%	39.52%	77.42%	65.45%	0.00%	8.91%	0.00%	0.00%
	Securitized Debt	0.00%	0.00%	0.00%	0.00%	0.00%	0.00%	0.00%	0.00%	0.00%
	Fixed Deposits	0.00%	0.00%	0.00%	0.00%	0.00%	0.00%	0.00%	0.00%	0.00%
	Dated G-Secs	0.00%	0.00%	0.00%	12.83%	9.78%	94.60%	63.75%	96.51%	0.00%
	Money Market Assets & T-Bills	63.61%	70.18%	35.65%	0.00%	7.36%	0.00%	0.00%	0.00%	3.92%
Maturity **	Upto 30 days	41.37%	29.77%	24.83%	9.75%	9.49%	5.51%	27.34%	3.49%	100.00%
	More Than 30 days	58.63%	70.23%	75.17%	90.25%	90.51%	94.49%	72.66%	96.51%	0.00%
	Yield to Maturity (YTM)	5.04%	5.63%	5.95%	6.75%	6.80%	7.34%	6.72%	7.59%	4.75%

Exit Load <sup>§</sup>	Refer the Section for Exit Load	Nil	Nil	Nil	Nil	Nil	Nil	Nil	Nil	Nil
------------------------	---------------------------------	-----	-----	-----	-----	-----	-----	-----	-----	-----

Month End Total Expenses ratios Annualized (As on May 31, 2022)	Regular Plan <sup>^</sup>	0.21%	0.48%	0.62%	0.79%	0.76%	2.07%	1.73%	0.42%	0.26%
	Direct Plan <sup>^</sup>	0.12%	0.22%	0.21%	0.27%	0.35%	1.22%	0.95%	0.22%	0.11%
		<sup>^</sup> Excludes GST on Management Fees of 0.01% on Direct Plan and 0.01% on Regular Plan of Total Net Assets	<sup>^</sup> Excludes GST on Management Fees of 0.02% on Direct Plan and 0.03% on Regular Plan of Total Net Assets	<sup>^</sup> Excludes GST on Management Fees of 0.02% on Direct Plan and 0.02% on Regular Plan of Total Net Assets	<sup>^</sup> Excludes GST on Management Fees of 0.03% on Direct Plan and 0.04% on Regular Plan of Total Net Assets	<sup>^</sup> Excludes GST on Management Fees of 0.04% on Direct Plan and 0.05% on Regular Plan of Total Net Assets	<sup>^</sup> Excludes GST on Management Fees of 0.17% on Direct Plan and 0.22% on Regular Plan of Total Net Assets	<sup>^</sup> Excludes GST on Management Fees of 0.13% on Direct Plan and 0.13% on Regular Plan of Total Net Assets	<sup>^</sup> Excludes GST on Management Fees of 0.02% on Direct Plan and 0.02% on Regular Plan of Total Net Assets	<sup>^</sup> Excludes GST on Management Fees of 0.01% on Direct Plan and 0.01% on Regular Plan of Total Net Assets

## Product Labeling

\*\* indicates interest reset months in case of floating rate instruments

\*\*\* BRDS with full recourse, hence bank risk

<sup>§</sup> Effective from March 1, 2013 for prospective investments.

<sup>ss</sup> All instruments maturing on the next business day.








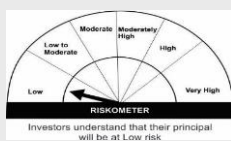
<sup>§</sup> Exit Load shall be applicable on prospective basis if switched out / redeemed within 7 Calendar Days (Effective 20 Oct 2019)

Investor exit on (Calendar Day)	Day 1	Day 2	Day 3	Day 4	Day 5	Day 6	Day 7
Exit Load as a % of redemption proceeds	0.0070%	0.0065%	0.0060%	0.0055%	0.0050%	0.0045%	0.0000%



# HSBC Asset Management

## Scheme Names

	HSBC Cash Fund	HSBC Ultra Short Duration	HSBC Low Duration Fund	HSBC Short Duration Fund	HSBC Corporate Bond Fund	HSBC Debt Fund
	<ul style="list-style-type: none"><li>▶ Overnight liquidity over short term</li><li>▶ Investment in Money Market Instruments</li></ul>	<ul style="list-style-type: none"><li>▶ Income over short term with low volatility</li><li>▶ Investment in debt &amp; money market instruments</li></ul>	<ul style="list-style-type: none"><li>▶ Liquidity over short term</li><li>▶ Investment in Debt/Money Market Instruments</li></ul>	<ul style="list-style-type: none"><li>▶ Regular income over medium term</li><li>▶ Investment in diversified portfolio of fixed income securities</li></ul>	<ul style="list-style-type: none"><li>▶ Income over medium term</li><li>▶ Investment predominantly in corporate bond securities rated AA+ and above</li></ul>	<ul style="list-style-type: none"><li>▶ Regular income over medium term</li><li>▶ Investment in diversified portfolio of fixed income securities</li></ul>
Product Labeling	<p>This product is suitable for investors who are seeking*</p>  <p>Investors understand that their principal will be from Low to Moderate risk</p>	 <p>Investors understand that their principal will be from Low to Moderate risk</p>	 <p>Investors understand that their principal will be from Low to Moderate risk</p>	 <p>Investors understand that their principal will be from Low to Moderate risk</p>	 <p>Investors understand that their principal will be from Low to Moderate risk</p>	 <p>Investors understand that their principal will be at Moderate risk</p>
	HSBC CRISIL IBX 5050	HSBC Overnight Fund				
	<ul style="list-style-type: none"><li>▶ Regular income over long term</li><li>▶ Investment in Debt/Money Market Instruments</li></ul>	<ul style="list-style-type: none"><li>▶ Regular income over long term</li><li>▶ Investment in Debt/Money Market Instruments</li></ul>				
	 <p>Investors understand that their principal will be at Moderate risk</p>	 <p>Investors understand that their principal will be at Low risk</p>				

\* Investors should consult their financial advisers if in doubt about whether the product is suitable for them. Disclaimer: © Copyright. HSBC Asset Management (India) Private Limited 2022, ALL RIGHTS RESERVED.

HSBC Asset Management

The above information is for illustrative purpose only and it should not be considered as investment research, investment recommendation or advice to any reader of this content to buy or sell investments. Various index and their constituents and other companies discussed in this document are for illustrative purpose only for and it should not be considered as investment research, investment recommendation or advice to any reader of this content to buy or sell investments.

This document has been prepared by HSBC Asset Management (India) Private Limited (HSBC) for information purposes only with an intent to provide market overview and should not be construed as an offer or solicitation of an offer for purchase of any of the funds of HSBC Mutual Fund. All information contained in this document are based upon publicly available information and rates of taxation applicable at the time of publication, which are subject to change from time to time. Expressions of opinion are those of HSBC only and are subject to change without any prior intimation or notice. It does not have regard to specific investment objectives of any specific person who may receive this document. Investors should seek financial advice regarding the appropriateness of investing in any securities or investment strategies that may have been discussed or recommended in this report and should understand that the views regarding future prospects may or may not be relevant to their investment objectives.

Mutual Fund investments are subject to market risks, read all scheme related documents carefully.

© Copyright. HSBC Asset Management (India) Private Limited 2022, ALL RIGHTS RESERVED.

HSBC Asset Management (India) Private Limited, 9-11 Floors, NESCO IT Park, Building no. 3, Western Express Highway, Goregaon (East), Mumbai – 400 063, India. Email: [hsbcmf@camsonline.com](mailto:hsbcmf@camsonline.com) | Website: [www.assetmanagement.hsbc.co.in](http://www.assetmanagement.hsbc.co.in)


\*Please note that the above risk-o-meter is as per the product labelling of the scheme available as on the date of this communication/ disclosure. As per SEBI circular dated October 05, 2020 on product labelling (as amended from time to time), risk-o-meter will be calculated on a monthly basis based on the risk value of the scheme as specified by SEBI in the above stated circular. The AMC shall disclose the risk-o-meter along with portfolio disclosure for all their schemes on their respective website and on AMFI website within 10 days from the close of each month. Any change in risk-o-meter shall be communicated by way of Notice cum Addendum and particular scheme.\*

Mutual Fund investments are subject to market risks, read all scheme related documents carefully.

---

**HSBC Flexi Debt Fund**

- ▶ Regular income over long term
- ▶ Investment in Debt/Money Market Instruments



explaining the concepts stated in this presentation

icument (including that sourced from third parties), is  
he information and opinions contained within the  
ctives, financial situation and the particular needs of  
alized. Neither this document nor the units of HSBC

ocument nor the units of HSBC Mutual Fund have  
ctions. If any person chooses to access this

scheme portfolio based on the methodology  
by way of an e-mail or SMS to unitholders of that