

Product Note

HSBC Ultra Short Duration Fund (HUTF)

Ultra Short Duration Fund - An open ended ultra-short term debt scheme investing in instruments such that the Macaulay Duration of the portfolio is between 3 months to 6 months (for details on Macaulay's Duration please refer to no. 9). A relatively Low interest rate risk and Moderate credit risk. (L&T Ultra Short Term Fund has merged into HSBC Ultra Short Duration Fund)

May 2023

Fund Category	Fund Manager	Benchmark ^{1, 2}	Inception Date	AUM
Ultra Short Duration	Mahesh Chhabria and Jalpan Shah	NIFTY Ultra Short Duration Debt Index B-I	30 Jan 2020	Rs. 2677.36 Cr

Quantitative Data		Minimum Investment		
Average Maturity	5.42 Months	Lumpsum ₹ 5,000	SIP ₹ 500	Additional Purchase ₹ 1,000
Modified Duration	5.05 Months	Exit Load / Entry Load		
Macaulay Duration	5.42 Months			
Yield to Maturity	7.24%	NIL		

Why HSBC Ultra Short Duration Fund?

- The Fund would largely maintain high credit quality portfolio of securities with investment predominantly in securities that have high short term credit quality rating
- The security selection would be driven by investment team's view on credit spreads, liquidity and the risk reward assessment of each security
- The scheme would largely maintain high credit quality portfolio basis in-depth credit evaluation which includes financial position of the issuer, external credit ratings opinions, operational metrics, past track record as well as future prospects of the issuer

Fund Strategy

- Investment predominantly in highly liquid money market instruments, government securities and corporate debt
- The fund typically has a relatively higher portfolio average maturity as compared to liquid/cash fund
- The scheme continues to focus on high credit quality securities (100% AAA portfolio) and a liquid portfolio
- System liquidity has gone back in surplus due to Government spending and overnight rates are now around 6.25%-6.50%
- Overall, we remain neutral to positive on duration across HSBC Ultra-Short as liquidity is surplus and rate hikes may be at best limited.
- The focus continues to be on the accrual returns in the portfolio.

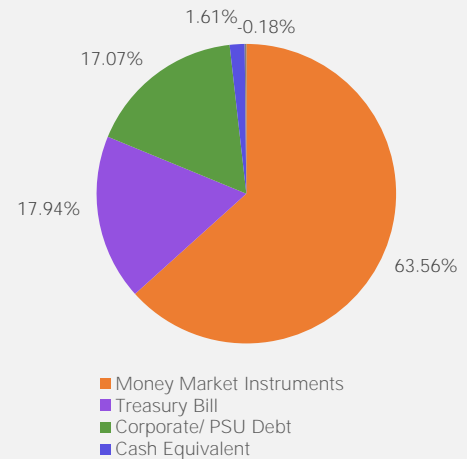
¹ SEBI vide its circular no. SEBI/HO/IMD/IMD-II/DF3/P/CIR/2021/652 dated October 27, 2021, on 'Guiding Principles for bringing uniformity in Benchmarks of Mutual Fund Schemes' has introduced two-tiered structure for benchmarking of certain categories of schemes. Accordingly, the benchmark has been classified as Tier 1 benchmark. Furthermore, the same is effective from 01 December 2021 ² Fund's benchmark has changed with effect from April 01, 2022. Fund strategy as at Jan '23. Data as on 30 April 2023.

The fund has undergone merger/consolidation along with changes to its fundamental attributes as per the notice published on 15 Oct '22. For more details visit our website page - <https://www.assetmanagement.hsbc.co.in/en/mutual-funds/acquisition-of-lt-mutual-fund>.

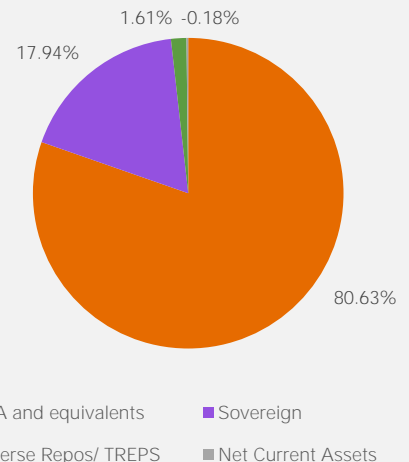
Portfolio

Issuer	Rating	% to Net Assets
Corporate/ PSU Debt		
Corporate Bonds / Debentures		17.07%
Housing Development Finance Corporation Limited	CRISIL AAA	3.79%
Bajaj Finance Limited	CRISIL AAA	3.72%
Power Finance Corporation Limited	CRISIL AAA	1.98%
ICICI Bank Limited	CARE AAA	1.95%
Kotak Mahindra Prime Limited	CRISIL AAA	1.91%
National Housing Bank	CRISIL AAA	1.86%
National Bank for Agriculture & Rural Development	ICRA AAA	1.86%
Money Market Instruments		
Certificate of Deposit		40.47%
Canara Bank	CRISIL A1+	5.48%
ICICI Bank Limited	ICRA A1+	5.40%
HDFC Bank Limited	CARE A1+	5.37%
Axis Bank Limited	ICRA A1+ / CRISIL A1+	5.41%
Kotak Mahindra Bank Limited	CRISIL A1+	3.59%
State Bank of India	IND A1+	2.73%
Bank of Baroda	ICRA A1+ /IND A1+	3.63%
Export Import Bank of India	CRISIL A1+	1.82%
National Bank for Agriculture & Rural Development	ICRA A1+ /IND A1+	3.53%
Small Industries Development Bank of India	CARE AAA	1.76%
Small Industries Development Bank of India	CARE A1+	1.75%
Commercial Paper		23.09%
Reliance Industries Limited	CRISIL A1+	3.70%
Housing Development Finance Corporation Limited	CRISIL A1+	3.60%
ICICI Securities Limited	CRISIL A1+	2.74%
Tata Capital Financial Services Limited	CRISIL A1+	2.73%
Small Industries Development Bank of India	CARE A1+	2.63%
LIC Housing Finance Limited	CRISIL A1+	2.13%
Bajaj Finance Limited	CRISIL A1+	1.86%
Aditya Birla Finance Limited	ICRA A1+	1.85%
Kotak Mahindra Investment Limited	CRISIL A1+	1.85%
Treasury Bill		17.94%
182 DAYS T-BILL 31AUG23	SOVEREIGN	5.48%
182 DAYS T-BILL 13JUL23	SOVEREIGN	3.69%
182 DAYS T-BILL 22SEP23	SOVEREIGN	2.73%
182 DAYS T-BILL 20JUL23	SOVEREIGN	1.84%
182 DAYS T-BILL 07SEP23	SOVEREIGN	1.82%
182 DAYS T-BILL 14SEP23	SOVEREIGN	1.82%
182 DAYS T-BILL 15JUN23	SOVEREIGN	0.56%
Cash Equivalent		1.43%
TREPS*		1.61%
Net Current Assets		-0.18%
Total Net Assets as on 30-APRIL-2023		100.00%

Asset Allocation


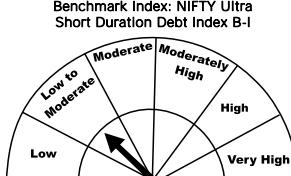


Rating Portfolio



Investment Objective

To provide liquidity and generate reasonable returns with low volatility through investment in a portfolio comprising of debt & money market instruments. However, there is no assurance that the investment objective of the scheme will be achieved..

HSBC Ultra Short Duration Fund		
 <p>Investors understand that their principal will be at Low to Moderate risk</p>	<p>Ultra Short Duration Fund - An open ended ultra-short term debt scheme investing in instruments such that the Macaulay Duration of the portfolio is between 3 months to 6 months. Please refer Page No. 10 of the SID for explanation on Macaulay's duration. A relatively Low interest rate risk and Moderate credit risk.</p> <p>This product is suitable for Investors who are seeking*:</p> <ul style="list-style-type: none"> Income over short term with low volatility. Investment in debt & money market instruments such that the Macaulay Duration of the portfolio is between 3 months- 6 months. ^ <p>* Investors should consult their financial advisers if in doubt about whether the product is suitable for them.</p> <p>Note on Risk-o-meters: Riskometer is as on 30 April 2023, Any change in risk-o-meter shall be communicated by way of Notice cum Addendum and by way of an e-mail or SMS to unitholders of that particular scheme</p>	<p>Benchmark Index: NIFTY Ultra Short Duration Debt Index B-I</p> 

Potential Risk Class (HSBC Ultra Short Duration Fund)

Credit Risk →	Relatively Low (Class A)	Moderate (Class B)	Relatively High (Class C)
Interest Rate Risk ↓			
Relatively Low (Class I)		B-I	
Moderate (Class II)			
Relatively High (Class III)			
A Scheme with Relatively Low interest rate risk and Moderate credit risk.			

Note - Sonal Gupta shall be dedicated fund manager for investments in foreign securities by all the schemes of HSBC Mutual Fund.

Past performance is not an indicator of future returns. Source: HSBC Asset Management India, data as at 30 April 2023,

Disclaimer: This document has been prepared by HSBC Asset Management (India) Private Limited (HSBC) for information purposes only and should not be construed as i) an offer or recommendation to buy or sell securities, commodities, currencies or other investments referred to herein; or ii) an offer to sell or a solicitation or an offer for purchase of any of the funds of HSBC Mutual Fund; or iii) an investment research or investment advice. It does not have regard to specific investment objectives, financial situation and the particular needs of any specific person who may receive this document. Investors should seek personal and independent advice regarding the appropriateness of investing in any of the funds, securities, other investment or investment strategies that may have been discussed or referred herein and should understand that the views regarding future prospects may or may not be realized. In no event shall HSBC Mutual Fund/HSBC Asset management (India) Private Limited and / or its affiliates or any of their directors, trustees, officers and employees be liable for any direct, indirect, special, incidental or consequential damages arising out of the use of information / opinion herein.

This document is intended only for those who access it from within India and approved for distribution in Indian jurisdiction only. Distribution of this document to anyone (including investors, prospective investors or distributors) who are located outside India or foreign nationals residing in India, is strictly prohibited. Neither this document nor the units of HSBC Mutual Fund have been registered under Securities law/Regulations in any foreign jurisdiction. The distribution of this document in certain jurisdictions may be unlawful or restricted or totally prohibited and accordingly, persons who come into possession of this document are required to inform themselves about, and to observe, any such restrictions. If any person chooses to access this document from a jurisdiction other than India, then such person do so at his/her own risk and HSBC and its group companies will not be liable for any breach of local law or regulation that such person commits as a result of doing so.

© Copyright. HSBC Asset Management (India) Private Limited 2023, ALL RIGHTS RESERVED.
HSBC Mutual Fund, 9-11th Floor, NESCO - IT Park Bldg. 3, Nesco Complex, Western Express Highway, Goregaon East, Mumbai 400063. Maharashtra.
GST - 27AABCH0007N1ZS, Email: investor.line@mutualfunds.hsbc.co.in | Website: www.assetmanagement.hsbc.co/in

Mutual fund investments are subject to market risks, read all scheme related documents carefully.