

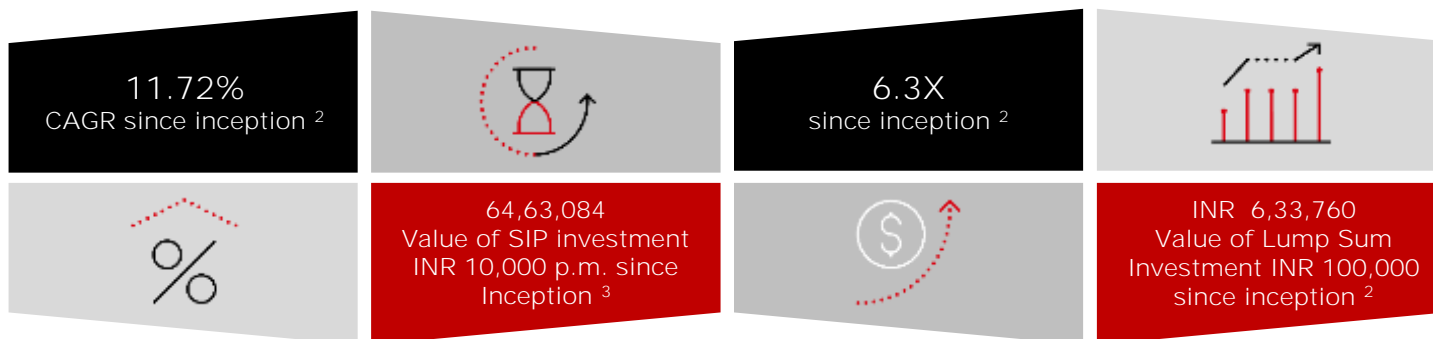
## Product Note

### HSBC Tax Saver Equity Fund (HTSF)

Equity Linked Savings Scheme - An open ended equity linked saving scheme with a statutory lock in of 3 years and tax benefit

September 2023

Fund Category	Fund Manager	Benchmark <sup>1</sup>	Inception Date	AUM
Equity Linked Savings Scheme	Gautam Bhupal and Cheenu Gupta	Nifty 500 TRI	5 Jan 2007	Rs. 197.05 Cr



Portfolio	% of net assets
ICICI Bank Limited	9.24%
HDFC Bank Limited	8.73%
Infosys Limited	6.47%
Axis Bank Limited	5.24%
Larsen & Toubro Limited	4.59%
State Bank of India	4.39%
Reliance Industries Limited	3.86%
KEI Industries Limited	3.30%
Sun Pharmaceutical Industries Limited	3.13%
Rategain Travel Technologies Limited	2.75%

Risk Ratios <sup>4</sup>	
Standard Deviation	14.71%
Beta	0.97
Sharpe Ratio <sup>5</sup>	0.97
R2	0.95

Sector - Allocation	% of net assets
Banks	27.60%
IT - Software	11.05%
Consumer Durables	8.25%
Pharmaceuticals & Biotechnology	7.35%
Construction	5.85%
Industrial Products	5.18%
Realty	4.87%
Petroleum Products	3.86%
Auto Components	3.51%
Automobiles	3.24%

Load / Month End Total Expenses Ratios (Annualized) <sup>7</sup>	
Entry Load	NA
Exit Load - NIL (after 1 year), 1% (before 1 year) <sup>6</sup>	
Expense ratio (Other than Direct) <sup>8</sup>	2.48%
Expense ratio (Direct)	1.30%

## Product Note

<sup>1</sup> As per clause 1.9 of the SEBI Master Circular dated May 19, 2023, on 'Guiding Principles for bringing uniformity in Benchmarks of Mutual Fund Schemes' has introduced two-tiered structure for benchmarking of certain categories of schemes. Accordingly, the benchmark has been classified as Tier 1 benchmark effective from 01 December 2021.

<sup>2</sup> As on 31 August 2023 of Growth option regular plan. During the same period, scheme benchmark (Nifty 500 TRI) has moved by 6.1X to Rs 6,17,860 from Rs 100,000 and delivered return of 11.55%. Please refer page no. 3 for detailed performance of HSBC Tax Saver Equity Fund.

<sup>3</sup> During the same period, value of scheme benchmark (Nifty 500 TRI) has moved to 66,17,952

<sup>4</sup> Quantitative Data disclosed are as per monthly returns (Annualized) for the last 3 years. <sup>5</sup> Risk free rate: 6.69% (FIMMDA-NSE MIBOR) as on August 31, 2023

Refer to the Fund's website, [www.assetmanagement.hsbc.co.in](http://www.assetmanagement.hsbc.co.in) for monthly portfolio disclosures.

<sup>6</sup> Exit Load - If the units redeemed or switched out are upto 10% of the units purchased or switched in ("the limit") within 1 year from the date of allotment - Nil

• If units redeemed or switched out are over and above the limit within 1 year from the date of allotment - 1% • If units are redeemed or switched out on or after 1 year

from the date of allotment - Nil

<sup>7</sup> TER Annualized TER including GST on Investment Management Fees

<sup>8</sup> Continuing plans.

Data as on 31 August 2023, Source – HSBC Mutual Fund

Most of us have a tendency to wait until the last moment in the financial year to start making tax saving investments, and more often than not, we end up making the wrong decisions. The key here is to begin investing at the start of the financial year and change the notion of “tax saving” into “tax planning”. This involves creating a strategy to help you maximise your tax savings together with wealth creation.

## Investment Objective

Aims to provide long term capital appreciation by investing in a diversified portfolio of equity & equity related instruments of companies across various sectors and industries, with no capitalisation bias. The Fund may also invest in fixed income securities. However, there can be no assurance or guarantee that the investment objective of the scheme would be achieved.

HSBC Tax Saver Equity Fund (HTSF) | Product Note  
[ September 2023 ]

Fund Managers - Gautam Bhupal (No of Schemes Managed – 8 ) - Managing Fund Since 23 July 2019 and Cheenu Gupta (No of Schemes Managed – 8 ) - Managing Fund Since 26 Nov 2022 and Sonal Gupta (No of Schemes Managed - 6, for investment in foreign securities)

Lump Sum Investment Performance									Inception Date
Fund / Benchmark (Value of Rs 10,000 invested)	1 Year		3 Years		5 Years		Since Inception		
	Amount in Rs	Returns %	Amount in Rs	Returns %	Amount in Rs	Returns %	Amount in Rs	Returns %	
HSBC Tax Saver Equity Fund-Regular	11177	11.73	18063	21.79	16580	10.63	63376	11.72	05-Jan-07
Scheme Benchmark (Nifty 500 TRI)	11142	11.39	18655	23.10	17893	12.33	61786	11.55	
Additional Benchmark (Nifty 50 TRI)	10953	9.50	17532	20.58	17495	11.83	59100	11.25	

PTP returns – Point to Point returns. As per clause 5.9.1 of the SEBI Master Circular dated May 19, 2023 the scheme returns vis-à-vis the benchmark return (Total Return Index) shall be disclosed are provided from the date of allotment of units. | IDCW are assumed to be reinvested and Bonus is adjusted. | The performance details provided herein is of Regular Plan - Growth Option. Returns on ₹10,000 are point-to-point returns for the specific time period, invested at the start of the period. The returns for the respective periods are provided as on last available NAV of August 2023 for the respective Schemes. | Returns for 1 year and above are Compounded Annualized. Returns for less than 1 year is Simple Annualized. Load is not taken into consideration for computation of performance. Different plans shall have a different expense structure. The expenses of the Direct Plan under the Scheme will be lower to the extent of the distribution expenses / commission charged to the Regular Plan. Considering the varying maturities of the close ended schemes, the performance of close-ended schemes is not provided as it is strictly not comparable with that of open-ended schemes.

Post merger performance of the surviving scheme, arising out of merger of schemes with similar features, is computed as per the provisions of clause 13.4 of the SEBI Master Circular dated May 19, 2023 on Disclosure of Performance of Schemes post-merger using the weighted average performance of both transferor and transferee schemes. In other cases, performance is computed using the Applicable NAV of the surviving/continuing schemes.

Note - Sonal Gupta shall be dedicated fund manager for investments in foreign securities by all the schemes of HSBC Mutual Fund. Past performance may or may not be sustained in the future. Source: HSBC Mutual Fund, data as on 31 August 2023

Past performance may or may not be sustained in the future. Refer note below.

Name of Scheme	Fund Manager	No. of funds managed and Co-managed
HSBC Tax Saver Fund	Gautam Bhupal- Since July 23, 2019 Cheenu Gupta- Since Nov 26, 2022	Gautam Bhupal-8 Cheenu Gupta-8

SIP Performance - HSBC Tax Saver Fund - Reg					Inception Date: 05-Jan-07
Scheme Name & Benchmarks	1 Year	3 Years	5 Years	Since Inception	
Total amount invested (₹)	120000	360000	600000	1990000	
Market Value as on August 31, 2023 (₹)	133,947	449,828	887,880	6,463,084	
Scheme Returns (%)	22.28	15.03	15.68	12.93	
Nifty 500 TRI - Scheme Benchmark (₹)	132,388	455,037	925,645	6,617,952	
Nifty 500 TRI - Scheme Benchmark Returns (%)	19.72	15.83	17.38	13.18	
Nifty 50 TRI - Additional Benchmark (₹)	128,540	439,512	882,930	6,184,196	
Nifty 50 TRI - Additional Benchmark Returns (%)	13.48	13.41	15.45	12.48	

For SIP returns, monthly investment of Rs.10,000 invested on the 1st day of every month has been considered. SIP Return are calculated on XIRR basis.

As per clause 5.9.1 of the SEBI Master Circular dated May 19, 2023 the scheme returns vis-à-vis the benchmark return (Total Return Index) shall be disclosed are provided from the date of allotment of units.

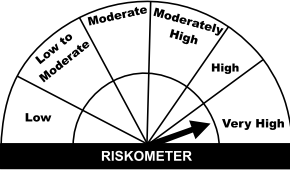
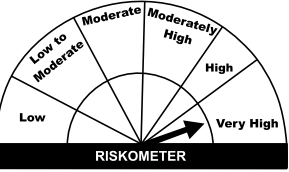
The performance details provided herein is of Regular Plan - Growth Option. Returns on ₹10,000 are point-to-point returns for the specific time period, invested at the start of the period. The returns for the respective periods are provided as on last available NAV of August 2023 for the respective Schemes. Returns for 1 year and above are Compounded Annualized. Returns for less than 1 year is Simple Annualized. Load is not taken into consideration for computation of performance. Different plans shall have a different expense structure. The expenses of the Direct Plan under the Scheme will be lower to the extent of the distribution expenses / commission charged to the Regular Plan. Considering the varying maturities of the close ended schemes, the performance of close-ended schemes is not provided as it is strictly not comparable with that of open-ended schemes.

Post merger performance of the surviving scheme, arising out of merger of schemes with similar features, is computed as per the provisions of clause 13.4 of the SEBI Master Circular dated May 19, 2023 on Disclosure of Performance of Schemes post-merger using the weighted average performance of both transferor and transferee schemes. In other cases, performance is computed using the Applicable NAV of the surviving/continuing schemes.

[Click here](#) to check other funds performance managed by the Fund Manager

Past performance may or may not be sustained in the future. Source: HSBC Mutual Fund, data as on 31 August 2023

## Product Label

Scheme name and Type of scheme	*Riskometer of the Scheme	Riskometer of the benchmark
<p>This product is suitable for investors who are seeking*:</p> <p><b>HSBC Tax Saver Equity Fund - Equity Linked Savings Scheme</b> - An open ended equity linked saving scheme with a statutory lock in of 3 years and tax benefit</p> <ul style="list-style-type: none"> <li>To create wealth over long term</li> <li>Investment in equity and equity related securities with no capitalisation bias. (Benchmark : NIFTY 500 TRI Index)</li> </ul>	 <p>RISKOMETER</p> <p>Investors understand that their principal will be at Very High risk</p>	 <p>RISKOMETER</p>

\* Investors should consult their financial advisers if in doubt about whether the product is suitable for them.

**Note on Risk-o-meters:** Riskometer is as on 31 August 2023. Any change in risk-o-meter shall be communicated by way of Notice cum Addendum and by way of an e-mail or SMS to unitholders of that particular scheme

Past performance may or may not be sustained in the future. Source: HSBC Mutual Fund, data as on 31 August 2023

Disclaimer: This document has been prepared by HSBC Asset Management (India) Private Limited (HSBC) for information purposes only and should not be construed as i) an offer or recommendation to buy or sell securities, commodities, currencies or other investments referred to herein; or ii) an offer to sell or a solicitation or an offer for purchase of any of the funds of HSBC Mutual Fund; or iii) an investment research or investment advice. It does not have regard to specific investment objectives, financial situation and the particular needs of any specific person who may receive this document. Investors should seek personal and independent advice regarding the appropriateness of investing in any of the funds, securities, other investment or investment strategies that may have been discussed or referred herein and should understand that the views regarding future prospects may or may not be realized. In no event shall HSBC Mutual Fund/HSBC Asset management (India) Private Limited and / or its affiliates or any of their directors, trustees, officers and employees be liable for any direct, indirect, special, incidental or consequential damages arising out of the use of information / opinion herein.

This document is intended only for those who access it from within India and approved for distribution in Indian jurisdiction only. Distribution of this document to anyone (including investors, prospective investors or distributors) who are located outside India or foreign nationals residing in India, is strictly prohibited. Neither this document nor the units of HSBC Mutual Fund have been registered under Securities law/Regulations in any foreign jurisdiction. The distribution of this document in certain jurisdictions may be unlawful or restricted or totally prohibited and accordingly, persons who come into possession of this document are required to inform themselves about, and to observe, any such restrictions. If any person chooses to access this document from a jurisdiction other than India, then such person do so at his/her own risk and HSBC and its group companies will not be liable for any breach of local law or regulation that such person commits as a result of doing so.

© Copyright. HSBC Asset Management (India) Private Limited 2023, ALL RIGHTS RESERVED.  
HSBC Mutual Fund, 9-11th Floor, NESCO - IT Park Bldg. 3, Nesco Complex, Western Express Highway, Goregaon East, Mumbai 400063. Maharashtra.  
GST - 27AABCH0007N1ZS, Email: investor.line@mutualfunds.hsbc.co.in | Website: www.assetmanagement.hsbc.co/in

Mutual fund investments are subject to market risks, read all scheme related documents carefully.