


Product Note

HSBC Infrastructure Fund (HINF)

An open-ended equity Scheme following Infrastructure theme

April 2024

Fund Category	Fund Manager	Benchmark ¹	Inception Date	AUM ^{&}
Thematic Fund	Venugopal Manghat and Gautam Bhupal and Sonal Gupta [#]	NIFTY Infrastructure TRI	27 Sep 2007	Rs. 2213.09 Cr



Portfolio	% to net assets	Sector - Allocation	% to net assets
Larsen & Toubro Limited	9.52%	Construction	19.71%
NTPC Limited	8.17%	Industrial Products	15.48%
Bharat Electronics Limited	7.14%	Power	8.17%
Reliance Industries Limited	4.94%	Electrical Equipment	7.43%
UltraTech Cement Limited	3.92%	Aerospace & Defense	7.14%
Bharti Airtel Limited	3.89%	Petroleum Products	5.82%
Century Textiles & Industries Limited	2.93%	Cement & Cement Products	5.67%
Finolex Cables Limited	2.77%	Realty	4.22%
ABB India Limited	2.59%	Telecom - Services	3.89%
KEI Industries Limited	2.35%	Industrial Manufacturing	3.75%

Risk Ratios ⁴	
Standard Deviation	14.12%
Beta	0.77

Risk Ratios ⁴	
Sharpe Ratio ⁵	1.42
R2	0.71

Entry Load*: Not Applicable, Exit Load: If the units redeemed or switched out are upto 10% of the units purchased or switched in ("the limit") within 1 year from the date of allotment – Nil, If units redeemed or switched out are over and above the limit within 1 year from the date of allotment

– 1%, If units are redeemed or switched out on or after 1 year from the date of allotment – Nil, A switch-out or a withdrawal under SWP may also attract an Exit Load like any Redemption. No Exit load will be chargeable in case of switches made between different options of the Scheme. No Exit load will be chargeable in case of Units allotted on account of IDCW reinvestments, if any. Exit load is not applicable for Segregated Portfolio. * In terms of 10.4.1.a. of SEBI Master Circular on Mutual Funds dated May 19, 2023, no entry load will be charged to the investor.

Month End Total Expenses Ratios (Annualized)⁶ – Regular⁷: 2.08%, Direct: 1.04%

¹ As per clause 1.9 of the SEBI Master Circular dated May 19, 2023, on 'Guiding Principles for bringing uniformity in Benchmarks of Mutual Fund Schemes' has introduced two-tiered structure for benchmarking of certain categories of schemes. Accordingly, the benchmark has been classified as Tier 1 benchmark effective from 01 December 2021.

² As on 31 March 2024 of Growth option regular plan. During the same period, scheme benchmark (NIFTY Infrastructure TRI) has moved by 2.2x to Rs. 2,27,740 from Rs 100,000 and delivered return of 5.11% Please refer page no. 3 for detailed performance of HSBC Infrastructure Fund.

³ During the same period, value of scheme benchmark (NIFTY Infrastructure TRI) has moved to 57,50,289

⁴ Quantitative Data disclosed are as per monthly returns (Annualized) for the last 3 years.

⁵ Risk free rate: 7.90% (FIMMDA-NSE MIBOR) Refer to the Fund's website, www.assetmanagement.hsbc.co.in for monthly portfolio disclosures.

⁷ TER Annualized TER including GST on Investment Management Fees. ⁸ Continuing plans

⁸For disclosure of quarterly AUM/AAUM and AUM by geography, please visit our website: <https://www.assetmanagement.hsbc.co.in/en/mutual-funds/investor-resources/information-library/#&accordion1446811090=4>.

Note: The sector(s)/stock(s)/issuer(s) mentioned in this document do not constitute any research report nor it should be considered as an investment research, investment recommendation or advice to any reader of this content to buy or sell any stocks / investments. The Fund/portfolio may or may not have any existing / future position in these sector(s)/stock(s)/issuer(s). Source – HSBC Mutual Fund, Data as of 31 March 2024.

Past performance may or may not be sustained in the future and is not indicative of future results.

[#] Sonal Gupta is dedicated fund manager for investments in foreign securities by all the schemes of HSBC Mutual Fund.

INDIA is one of the fastest growing economies in the world. The role of infrastructure is paramount and foundation stone for any economy to drive forward. Thus, the government has reiterated its focus on infrastructure sector in Union Budget 2022 and proposed a robust infrastructure spending in fiscal 2022-23 which is expected to positively influence the prospects of the companies in the core infrastructure and allied sectors.

HSBC Infrastructure Fund that endeavours to invest in companies that could gain from the government's policies on infrastructure growth and economic reforms that could directly feed off its growth.

Why HSBC Infrastructure Fund?

- To create wealth over a long-term from the infrastructure growth in India
- A top down and bottom up approach will be used to invest in equity and equity related instruments
- Aim to create a corpus through generating inflation-adjusted returns to cater to long-term goals

Fund Approach

- HINF is a thematic fund which primarily invest in Infrastructure companies.
- It's a flexi-cap strategy with a flexibility to invest across the market capitalization spectrum.
- Fund mostly follows bottom-up approach for stock selection.

Key portfolio themes

- We believe that the macro recovery cycle is still underway and has some way to go before turning. In line with that we are invested into the cyclical part of the economy. We believe the earnings growth delivered by these companies is expected to be strong in the medium term partially aided by the economic tailwinds.
- Persistently high Inflation has impacted the margins of corporate India. However, the demand scenario so far has not deteriorated. With commodity prices starting to come down, margins are also showing signs of an uptick. Remain constructive on the businesses that are participating in the current growth trends.
- Inflationary pressures seem to be moderating with correction in crude and global commodity prices and the likelihood of further interest rates increase has reduced. We remain positive towards domestic cyclicals, supported by the more robust medium term growth outlook.
- Our positioning in the portfolio is:
 - Positive on Capital Goods, Real Estate, EPC, Cement and Logistics sectors.
 - EPC companies are expected to benefit from increased traction in Roads, Building Construction, Water, Power transmission and distribution capex as well as Railway capex.
 - Pickup in infra capex should drive the demand for some of the capital good companies.
 - Improved demand in housing and infra segment along with expected improvement in pricing power due to increased utilisation level should be positive for Cement companies.
 - Real Estate earnings momentum will be driven by demand factors and industry consolidation benefiting the larger listed players.
 - With reform measures like GST and E-way Bills, Logistics sector should be beneficiary of increased supply chain outsourcing.

Investment Objective

To generate long term capital appreciation from an actively managed portfolio of equity and equity related securities by investing predominantly in equity and equity related securities of companies engaged in or expected to benefit from growth and development of Infrastructure in India. However, there can be no assurance or guarantee that the investment objective of the scheme would be achieved.

HSBC Infrastructure Fund (HINF) | Product Note
[April 2024]

Fund Manager - Venugopal Manghat Effective 17 Dec 2019. Total Schemes Managed - 7; Fund Manager - Gautam Bhupal Effective 26 Nov 2022. Total Schemes Managed - 13;

Fund Manager - Sonal Gupta Effective 26 Nov 2022. Total Schemes Managed - 19

Lump Sum Investment Performance									Inception Date
Fund / Benchmark (Value of Rs 10,000 invested)	1 Year		3 Years		5 Years		Since Inception		
	Amount in ₹	Returns %	Amount in ₹	Returns %	Amount in ₹	Returns %	Amount in ₹	Returns %	
HSBC Infrastructure Fund-Regular Plan--	15461	54.98	22324	30.76	25349	20.43	40626	8.86	27-Sep-07
Scheme Benchmark (NIFTY Infrastructure TRI)	16521	65.67	21076	28.27	27873	22.74	22774	5.11	
Additional Benchmark (Nifty 50 TRI)	13008	30.27	15736	16.35	20356	15.27	54157	10.77	

Past performance may or may not be sustained in the future and is not indicative of future results. The performance details provided herein are of Regular Plan - Growth Option. Returns on ₹10,000 are point-to-point returns for the specific time period, invested at the start of the period. The returns for the respective periods are provided as on last available NAV of March 2024 for the respective schemes. Returns for 1 year and above are Compounded Annualized. Returns for less than 1 year is Simple Annualized. Load is not taken into consideration for computation of performance. Different plans shall have a different expense structure. The expenses of the Direct Plan under the Scheme will be lower to the extent of the distribution expenses / commission charged to the Regular Plan.

As per clause 5.9.1 of the SEBI Master Circular dated May 19, 2023, the scheme returns vis-à-vis the benchmark return (Total Return Index) shall be disclosed are provided from the date of allotment of units.

Post merger performance of the surviving scheme, arising out of merger of schemes with similar features, is computed as per the provisions of clause 13.4 of the SEBI Master Circular dated May 19, 2023, on Disclosure of Performance of Schemes post-merger using the weighted average performance of both transferor and transferee schemes. In other cases, performance is computed using the Applicable NAV of the surviving/continuing schemes. -- Face value Rs 10

Returns for Equity & FOF schemes has been calculated as on last business day NAV provided as on 28 March 2024.

SIP Performance - HSBC Infrastructure Fund – Regular Plan					Inception Date: 27-Sep-07
Scheme Name & Benchmarks	1 Year	3 Years	5 Years	Since Inception	
Total amount invested (₹)	120000	360000	600000	1970000	
Market Value as on March 28, 2024 (₹)	1,48,821	5,74,018	12,66,034	76,09,198	
Scheme Returns (%)	48.26	32.98	30.50	14.88	
NIFTY Infrastructure TRI - Scheme Benchmark (₹)	1,61,765	5,83,622	12,51,172	57,50,289	
NIFTY Infrastructure TRI - Scheme Benchmark Returns (%)	71.67	34.25	30.00	11.97	
Nifty 50 TRI - Additional Benchmark (₹)	1,37,023	4,61,308	9,51,763	66,94,542	
Nifty 50 TRI - Additional Benchmark Returns (%)	27.82	16.89	18.58	13.56	



Past performance may or may not be sustained in the future and is not indicative of future results. For SIP returns, monthly investment of Rs. 10,000/- invested on the 1st day of every month has been considered. SIP Return are calculated on XIRR basis. IDCW are assumed to be reinvested and bonus is adjusted. Load is not taken into consideration.

Sonal Gupta is dedicated fund manager for investments in foreign securities by all the schemes of HSBC Mutual Fund.

Source: HSBC Mutual Fund, data as on 31 March 2024

[Click here](#) to check other funds performance managed by the Fund Manager

Product Label

Scheme name and Type of scheme	Scheme Risk-o-meter	Benchmark Risk-o-meter
<p>HSBC Infrastructure Fund An open-ended equity Scheme following Infrastructure theme.</p> <p>This product is suitable for investors who are seeking*:</p> <ul style="list-style-type: none"> To create wealth over long term Investment in equity and equity related securities, primarily in themes that play an important role in India's economic development. 	 <p>RISKOMETER</p> <p>Investors understand that their principal will be at Very High risk</p>	<p>Benchmark Index : Nifty Infrastructure TRI</p>  <p>RISKOMETER</p>

* Investors should consult their financial advisers if in doubt about whether the product is suitable for them.

Note on Risk-o-meters: Riskometer is as on 31 March 2024, Any change in risk-o-meter shall be communicated by way of Notice cum Addendum and by way of an e-mail or SMS to unitholders of that particular scheme

Past performance may or may not be sustained in the future and is not indicative of future results. Source: HSBC Mutual Fund, data as on 31 March 2024

Investors are requested to note that as per SEBI (Mutual Funds) Regulations, 1996 and guidelines issued thereunder, HSBC AMC, its employees and/or empaneled distributors/agents are forbidden from guaranteeing/promising/assuring/predicting any returns or future performances of the schemes of HSBC Mutual Fund. Hence please do not rely upon any such statements/commitments. If you come across any such practices, please register a complaint via email at investor.line@mutualfunds.hsbc.co.in.

Disclaimer: This document has been prepared by HSBC Asset Management (India) Private Limited (HSBC) for information purposes only and should not be construed as i) an offer or recommendation to buy or sell securities, commodities, currencies or other investments referred to herein; or ii) an offer to sell or a solicitation or an offer for purchase of any of the funds of HSBC Mutual Fund; or iii) an investment research or investment advice. It does not have regard to specific investment objectives, financial situation and the particular needs of any specific person who may receive this document. Investors should seek personal and independent advice regarding the appropriateness of investing in any of the funds, securities, other investment or investment strategies that may have been discussed or referred herein and should understand that the views regarding future prospects may or may not be realized. In no event shall HSBC Mutual Fund/HSBC Asset management (India) Private Limited and / or its affiliates or any of their directors, trustees, officers and employees be liable for any direct, indirect, special, incidental or consequential damages arising out of the use of information / opinion herein.

This document is intended only for those who access it from within India and approved for distribution in Indian jurisdiction only. Distribution of this document to anyone (including investors, prospective investors or distributors) who are located outside India or foreign nationals residing in India, is strictly prohibited. Neither this document nor the units of HSBC Mutual Fund have been registered under Securities law/Regulations in any foreign jurisdiction. The distribution of this document in certain jurisdictions may be unlawful or restricted or totally prohibited and accordingly, persons who come into possession of this document are required to inform themselves about, and to observe, any such restrictions. If any person chooses to access this document from a jurisdiction other than India, then such person do so at his/her own risk and HSBC and its group companies will not be liable for any breach of local law or regulation that such person commits as a result of doing so.

© Copyright. HSBC Asset Management (India) Private Limited 2024, ALL RIGHTS RESERVED.
HSBC Mutual Fund, 9-11th Floor, NESCO - IT Park Bldg. 3, Nesco Complex, Western Express Highway, Goregaon East, Mumbai 400063. Maharashtra.
GST - 27AABCH0007N1ZS, Email: investor.line@mutualfunds.hsbc.co.in | Website: www.assetmanagement.hsbc.co/in

Mutual Fund investments are subject to market risks, read all scheme related documents carefully.