

Product Note

HSBC Asia Pacific (Ex Japan) Dividend Yield Fund

(An open ended fund of fund scheme investing in HSBC Global Investment Funds - Asia Pacific Ex Japan Equity High Dividend Fund)

August 2025

Fund Category	Fund Manager	Benchmark ¹	Inception Date	AUM &
Fund of Funds (Overseas)	Sonal Gupta [#]	MSCI AC Asia Pacific ex Japan TRI	24 Feb 2014	Rs. 20.33 Cr

Investment Objective

HSBC Asia Pacific (Ex Japan) Dividend Yield Fund (Fund of Fund)

To provide long term capital appreciation by investing predominantly in units of HSBC Global Investment Funds (HGIF) Asia Pacific Ex Japan Equity High Dividend Fund (HAHDF). The Scheme may also invest a certain proportion of its corpus in money market instruments and / or units of liquid mutual fund schemes, in order to meet liquidity requirements from time to time. However, there can be no assurance or guarantee that the investment objective of the scheme would be achieved.

Portfolio

Issuer	Industries	% to Net Assets
Mutual Fund Units		96.60%
HSBC GIF ASIA PACIFIC EX JAPAN EQ HD S9D	OVERSEAS MUTUAL FUND	96.60%
Cash Equivalent		3.40%
TREPS*		2.29%
Net Current Assets		1.11%
Total Net Assets as on 31-July-2025		100.00%

Asset Allocation

International - Mutual Fund Units	96.60%
Reverse Repos/TREPS	2.29%
Net Current Assets	1.11%
Total Net Assets as on 31-July-2025	100.00 %

* Risk Ratios²

Standard Deviation	15.54%
Beta	0.87

Risk Ratios²

Sharpe Ratio ³	0.55
R2	0.95%

Exit Load: In respect of each purchase / switch-in of Units, an Exit Load of 1% is payable if Units are redeemed / switched out within 1 year from the date of allotment. No Exit Load will be charged, if Units are redeemed / switched-out after 1 year from the date of allotment. The exit loads set forth above is subject to change at the discretion of the AMC and such changes shall be implemented prospectively.

Month End Total Expenses Ratios (Annualized)⁴ – Regular⁵: 1.40%, Direct: 1.03%

¹ As per clause 1.9 of the SEBI Master Circular dated June 27, 2024, on 'Guiding Principles for bringing uniformity in Benchmarks of Mutual Fund Schemes' has introduced two-tiered structure for benchmarking of certain categories of schemes. Accordingly, the benchmark has been classified as Tier 1 benchmark. Furthermore, the same is effective from 01 December 2021

² Statistical Ratios disclosed are as per monthly returns (Annualized) for the last 3 years.

³ Risk free rate 5.54% (FIMMDA-NSE MIBOR). ⁴ TER Annualized TER including GST on Investment Management Fees

⁵ For disclosure of quarterly AUM/AAUM and AUM by geography, please visit our website: <https://www.assetmanagement.hsbc.co.in/en/mutual-funds/investor-resources/information-library/#&accordion1446811090=4>.

Note: The sector(s)/stock(s)/issuer(s) mentioned in this document do not constitute any research report nor it should be considered as an investment research, investment recommendation or advice to any reader of this content to buy or sell any stocks / investments. The Fund/portfolio may or may not have any existing / future position in these sector(s)/stock(s)/issuer(s).

Source – HSBC Mutual Fund, Data as of 31 July 2025. Past performance may or may not sustain and doesn't guarantee the future performance.

[#] Sonal Gupta is dedicated fund manager for investments in foreign securities by all the schemes of HSBC Mutual Fund.

Fund of Fund (FOF) Note - The investors are bearing the recurring expenses of the scheme, in addition to the expenses of other schemes in which the Fund of Funds Scheme makes investments.

HGIF Global Asia Pacific ex Japan Equity High Dividend (Underlying Fund)

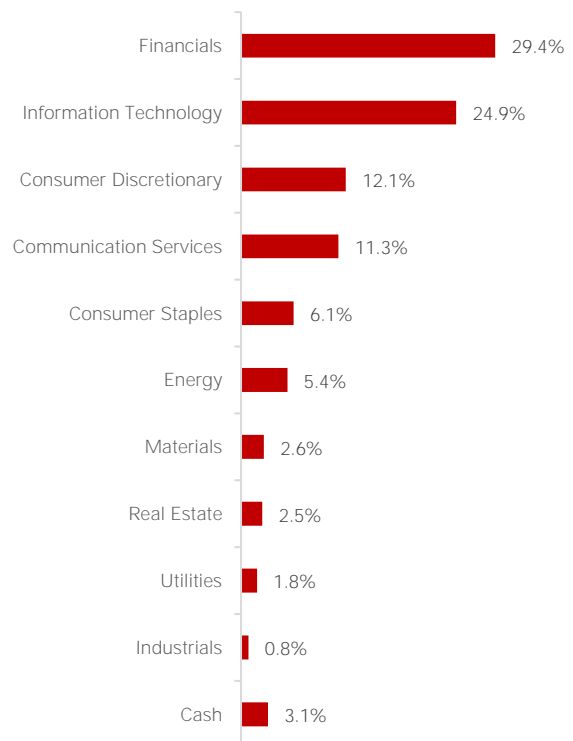
Portfolio

Instrument	Weight (%)
TAIWAN SEMICONDUCTOR CO LTD	9.8%
PING AN INSURANCE GROUP CO-H	3.8%
SANTOS LTD	3.7%
HONG KONG EXCHANGES & CLEAR	3.7%
SAMSUNG ELECTRONICS CO LTD	3.5%
BAIDU INC-CLASS A	3.5%
BUDWEISER BREWING CO APAC LT	3.3%
SAMSUNG FIRE & MARINE INS	3.3%
SINGAPORE TELECOMMUNICATIONS	3.3%
AIA GROUP LTD	2.8%
ALIBABA GROUP HOLDING LTD	2.8%
NIPPON LIFE INDIA ASSET MANA	2.6%
BANK RAKYAT INDONESIA PERSER	2.6%
KB FINANCIAL GROUP INC	2.4%
SK TELECOM 10148197	2.4%
VIPSHOP HOLDINGS LTD - ADR	2.3%
DBS GROUP HOLDINGS LTD	2.2%
SAMSUNG LIFE INSURANCE CO LT	2.0%
MEDIATEK INC	2.0%
QUANTA COMPUTER INC	1.9%
BHP GROUP LTD	1.9%
SHENZHOU INTERNATIONAL GROUP	1.9%
INDIGRID INFRASTRUCTURE TRUS	1.8%
PROSUS NV	1.8%
LI NING CO LTD	1.8%
AKR CORPORINDO TBK PT	1.6%
HDFC ASSET MANAGEMENT CO LTD	1.6%
DLF LTD	1.6%
HERO MOTOCORP LTD	1.6%
HON HAI PRECISION INDUSTRY	1.6%
UNI-PRESIDENT CHINA HOLDINGS	1.5%
KING YUAN ELECTRONICS CO LTD	1.5%
HCL TECHNOLOGIES LTD	1.3%
TINGYI (CAYMAN ISLN) HLDG CO	1.3%
TELSTRA CORP LTD	1.1%
COGNIZANT TECH SOLUTIONS-A	1.1%
TELKOM INDONESIA PERSERO TBK	1.1%
MINDSPACE BUSINESS PARKS REI	0.9%
INFOSYS LTD	0.9%
GRAB HOLDINGS LTD - CL A	0.8%
STATE BANK OF INDIA	0.8%
POWER FINANCE CORPORATION	0.8%
WISTRON CORP	0.8%
FORTESCUE LTD	0.7%
CHROMA ATE INC	0.5%
Cash	3.1%
Total	100.00%

Sector Allocation (%)

Name	End Weight
Financials	29.4%
Information Technology	24.9%
Consumer Discretionary	12.1%
Communication Services	11.3%
Consumer Staples	6.1%
Energy	5.4%
Materials	2.6%
Real Estate	2.5%
Utilities	1.8%
Industrials	0.8%
Cash	3.1%

Weighting - Country



Data as on 31 July 2025, Source – HSBC Mutual Fund

Note: The views provided above is based on information available in public domain at this moment for underlying funds and subject to change. Please consult your financial advisor for any investment decision. The sector(s)/stock(s)/issuer(s) mentioned in this document do not constitute any research report nor it should be considered as an investment research, investment recommendation or advice to any reader of this content to buy or sell any stocks / investments. The Fund/portfolio may or may not have any existing / future position in these sector(s)/stock(s)/issuer(s).

PUBLIC

HSBC Asia Pacific (Ex Japan) Dividend Fund of Fund

An Open Ended Fund of Funds Scheme investing in HSBC Global Investments Fund - Asia Pacific Ex Japan Equity High Dividend Fund.

Fund Manager - Sonal Gupta Effective 02 Dec 2022. Total Schemes Managed - 24

Lump Sum Investment Performance									Inception Date
Fund / Benchmark (Value of Rs 10,000 Invested)	1 Year		3 Years		5 Years		Since Inception		
	Amount in Rs	PTP Returns %	Amount in Rs	PTP Returns %	Amount in Rs	PTP Returns %	Amount in Rs	PTP Returns %	
HSBC Asia Pacific (Ex Japan) Dividend Yield Fund - Regular	12117	21.17	14735	13.75	15832	9.62	25320	8.46	24-Feb-14
Scheme Benchmark (MSCI AC Asia Pacific ex Japan TRI)	12365	23.65	14871	14.10	15604	9.30	27245	9.16	
Additional Benchmark (Nifty 50 TRI)	10054	0.54	14946	14.29	23751	18.88	46105	14.30	
HSBC Asia Pacific (Ex Japan) Dividend Yield Fund - Direct	12165	21.65	14967	14.35	16325	10.29	27336	9.19	24-Feb-14
Scheme Benchmark (MSCI AC Asia Pacific ex Japan TRI)	12365	23.65	14871	14.10	15604	9.30	27245	9.16	
Additional Benchmark (Nifty 50 TRI)	10054	0.54	14946	14.29	23751	18.88	46105	14.30	

SIP Performance - HSBC Asia Pacific (Ex Japan) Dividend Yield Fund - Regular						Inception Date: 24-Feb-14
Scheme Name & Benchmarks	1 Year	3 Years	5 Years	Since Inception		
Total amount invested (₹)	120000	360000	600000	1370000		
Market Value as on July 31, 2025 (₹)	1,38,228	4,76,199	8,11,848	24,50,079		
Scheme Returns (%)	29.58	19.07	12.06	9.75		
MSCI AC Asia Pacific ex Japan TRI - Scheme Benchmark (₹)	1,38,899	4,80,343	8,08,120	25,07,535		
MSCI AC Asia Pacific ex Japan TRI - Scheme Benchmark Returns (%)	30.71	19.69	11.87	10.13		
Nifty 50 TRI - Additional Benchmark (₹)	1,23,657	4,37,453	8,55,780	31,60,121		
Nifty 50 TRI - Additional Benchmark Returns (%)	5.75	13.10	14.19	13.85		

SIP Performance - HSBC Asia Pacific (Ex Japan) Dividend Yield Fund - Direct						Inception Date: 24-Feb-14
Scheme Name & Benchmarks	1 Year	3 Years	5 Years	Since Inception		
Total amount invested (₹)	120000	360000	600000	1370000		
Market Value as on July 31, 2025 (₹)	1,38,519	4,79,577	8,23,216	25,55,921		
Scheme Returns (%)	30.07	19.58	12.62	10.44		
MSCI AC Asia Pacific ex Japan TRI - Scheme Benchmark (₹)	1,38,899	4,80,343	8,08,120	25,07,535		
MSCI AC Asia Pacific ex Japan TRI - Scheme Benchmark Returns (%)	30.71	19.69	11.87	10.13		
Nifty 50 TRI - Additional Benchmark (₹)	1,23,657	4,37,453	8,55,780	31,60,121		
Nifty 50 TRI - Additional Benchmark Returns (%)	5.75	13.10	14.19	13.85		

Past performance may or may not be sustained in future and is not a guarantee of any future returns. For SIP returns, monthly investment of Rs. 10,000/- invested on the 1st day of every month has been considered. SIP Return are calculated on XIRR basis. IDCW are assumed to be reinvested and bonus is adjusted. Load is not taken into consideration.

Source: HSBC Mutual Fund, data as on 31 July 2025



[Click here](#) to check other funds performance managed by the Fund Manager

Past performance may or may not be sustained in future and is not a guarantee of any future returns. The performance details provided herein are of Regular as well as Direct Plan - Growth Option. Returns on ₹10,000 are point-to-point returns for the specific time period, invested at the start of the period. The returns for the respective periods are provided as on last available NAV of July 2025 for the respective schemes. Returns for 1 year and above are Compounded Annualized. Returns for less than 1 year is Simple Annualized. Load is not taken into consideration for computation of performance. Different plans shall have a different expense structure. The expenses of the Direct Plan under the Scheme will be lower to the extent of the distribution expenses / commission charged to the Regular Plan.

As per clause 5.9.1 of the SEBI Master Circular dated June 27, 2024, the scheme returns vis-à-vis the benchmark return (Total Return Index) shall be disclosed are provided from the date of allotment of units.

Post merger performance of the surviving scheme, arising out of merger of schemes with similar features, is computed as per the provisions of clause 13.4 of the SEBI Master Circular dated June 27, 2024, on Disclosure of Performance of Schemes post-merger using the weighted average performance of both transferor and transferee schemes. In other cases, performance is computed using the Applicable NAV of the surviving/continuing schemes.

Product Label

Scheme name and Type of scheme	Scheme Risk-o-meter	Benchmark Risk-o-meter (as applicable)
<p>HSBC Asia Pacific (Ex Japan) Dividend Yield Fund</p> <p>(An open ended fund of fund scheme investing in HSBC Global Investment Funds - Asia Pacific Ex Japan Equity High Dividend Fund)</p> <p>This product is suitable for investors who are seeking*:</p> <ul style="list-style-type: none">• To create wealth over long-term• Investment in equity and equity related securities of Asia Pacific countries (excluding Japan) through fund of funds route	 <p>The risk of the scheme is Very High Risk</p>	<p>As per AMFI Tier I Benchmark i.e. Benchmark Index: MSCI AC Asia Pacific ex Japan TRI</p>  <p>The risk of the benchmark is Very High Risk</p>

* Investors should consult their financial advisers if in doubt about whether the product is suitable for them.

Note on Risk-o-meters: Riskometer is as on 31 July 2025, Any change in risk-o-meter shall be communicated by way of Notice cum Addendum and by way of an e-mail or SMS to unitholders of that particular scheme
Past performance may or may not be sustained in the future and is not indicative of future results. Source: HSBC Mutual Fund, data as on 31 July 2025

Investors are requested to note that as per SEBI (Mutual Funds) Regulations, 1996 and guidelines issued thereunder, HSBC AMC, its employees and/or empaneled distributors/agents are forbidden from guaranteeing/promising/assuring/predicting any returns or future performances of the schemes of HSBC Mutual Fund. Hence please do not rely upon any such statements/commitments. If you come across any such practices, please register a complaint via email at investor.line@mutualfunds.hsbc.co.in.

Disclaimer: This document has been prepared by HSBC Mutual Fund for information purposes only and should not be construed as i) an offer or recommendation to buy or sell securities, commodities, currencies or other investments referred to herein; or ii) an offer to sell or a solicitation or an offer for purchase of any of the funds of HSBC Mutual Fund; or iii) an investment research or investment advice. It does not have regard to specific investment objectives, financial situation and the particular needs of any specific person who may receive this document. Investors should seek personal and independent advice regarding the appropriateness of investing in any of the funds, securities, other investment or investment strategies that may have been discussed or referred herein and should understand that the views regarding future prospects may or may not be realized. In no event shall HSBC Mutual Fund and HSBC Asset management (India) Private Limited / or its affiliates or any of their directors, trustees, officers and employees be liable for any direct, indirect, special, incidental or consequential damages arising out of the use of information / opinion herein.

This document is intended only for those who access it from within India and approved for distribution in Indian jurisdiction only. Distribution of this document to anyone (including investors, prospective investors or distributors) who are located outside India or foreign nationals residing in India, is strictly prohibited. Neither this document nor the units of HSBC Mutual Fund have been registered under Securities law/Regulations in any foreign jurisdiction. The distribution of this document in certain jurisdictions may be unlawful or restricted or totally prohibited and accordingly, persons who come into possession of this document are required to inform themselves about, and to observe, any such restrictions. If any person chooses to access this document from a jurisdiction other than India, then such person do so at his/her own risk and HSBC and its group companies will not be liable for any breach of local law or regulation that such person commits as a result of doing so.

© Copyright. HSBC Mutual Fund 2025, ALL RIGHTS RESERVED.
HSBC Mutual Fund, 9-11th Floor, NESCO - IT Park Bldg. 3, Nesco Complex, Western Express Highway, Goregaon East, Mumbai 400063. Maharashtra.
GST - 27AABCH0007N1ZS, Email: investor.line@mutualfunds.hsbc.co.in | Website: www.assetmanagement.hsbc.co/in

Mutual Fund investments are subject to market risks, read all scheme related documents carefully.