

HSBC Large Cap Equity Fund (HLEF) | Performance Note
[January 2023]

Lump Sum Investment Performance									Inception Date
Fund / Benchmark (Value of Rs 10,000 invested)	1 Year		3 Years		5 Years		Since Inception		
	Amount in Rs	Returns %	Amount in Rs	Returns %	Amount in Rs	Returns %	Amount in Rs	Returns %	
HSBC Large Cap Fund – Reg 1	10,106	1.07	14,303	12.67	15,918	9.73	3,05,542	18.58	10-Dec-02
Scheme Benchmark (Nifty 100 TRI)	10,494	4.95	15,402	15.48	17,666	12.04	NA	NA	
Additional Benchmark (Nifty 50 TRI)	10,569	5.71	15,416	15.52	18,305	12.84	2,23,379	16.74	

Performance of other funds managed by the Fund Manager									Inception Date
Fund / Benchmark (Value of Rs 10,000 invested)	1 Year		3 Years		5 Years		Since Inception		
	Amount in Rs	Returns %	Amount in Rs	Returns %	Amount in Rs	Returns %	Amount in Rs	Returns %	
HSBC Large and Mid Cap Fund-Reg	9,797	-2.04	14,843	14.07	NA	NA	15,404	12.17	28-Mar-19
Scheme Benchmark (NIFTY Large Midcap 250 TRI)	10,448	4.50	17,307	20.06	NA	NA	17,698	16.39	
Additional Benchmark (Nifty 50 TRI)	10,569	5.71	15,416	15.52	NA	NA	16,381	14.02	
HSBC Business Cycles Fund-Reg	10,533	5.34	15,489	15.70	13,458	6.11	24,107	11.09	20-Aug-14
Scheme Benchmark (Nifty 50 TRI)	10,425	4.26	16,173	17.38	17,247	11.50	26,849	12.53	
Additional Benchmark (Nifty 50 TRI)	10,569	5.71	15,416	15.52	18,305	12.84	25,435	11.80	
HSBC Balanced Advantage Fund-Reg	10,181	1.81	12,444	7.56	13,919	6.83	31,525	10.13	07-Feb-11
Scheme Benchmark (Nifty 50 Hybrid composite debt 50:50 Index)	10,451	4.53	13,951	11.74	16,528	10.56	32,645	10.45	
Additional Benchmark (S&P BSE Sensex TRI)	10,580	5.82	15,274	15.17	18,943	13.61	39,660	12.27	

Fund / Benchmark (Value of Rs 10,000 invested)	1 Year		Since Inception		22-Jul-20
	Amount in Rs	Returns %	Amount in Rs	Returns %	
HSBC Focused Fund-Reg	9,656	-3.45	15,132	18.49	
Scheme Benchmark (Nifty 500 TRI)	10,425	4.26	17,537	25.87	
Additional Benchmark (Nifty 50 TRI)	10,569	5.71	16,744	23.51	

Name of Scheme	Fund Manager	No. of funds managed and Co-managed
HSBC Large Cap Fund	Neelotpal Sahai- Since May 27, 2013 Ankur Arora- Since Nov 26, 2022	Neelotpal Sahai-4 Ankur Arora-3
HSBC Large & Mid Cap Fund	Cheenu Gupta- Since Nov 26, 2022 Neelotpal Sahai-Since Mar 28, 2019	Cheenu Gupta-7 Neelotpal Sahai-4
HSBC Business Cycles Fund	Ankur Arora- Since Nov 26 2022 Venugopal Manghat- Since Aug 20 2014	Ankur Arora-3 Venugopal Manghat-5
HSBC Balanced Advantage Fund	Neelotpal Sahai (Equity)- Since Nov 26,2022 Ritesh Jain (Fixed Income) -Since Nov 26,2022	Neelotpal Sahai-4 Ritesh Jain-5
HSBC Focused Fund	Neelotpal Sahai- Since Nov 26, 2022 Ankur Arora- Since July 29, 2020	Neelotpal Sahai-4 Ankur Arora-3

SIP Performance - HSBC Large Cap Equity Fund - Regular Growth					Inception Date: 10-Dec-02
Scheme Name & Benchmarks	1 Year	3 Years	5 Years	Since Inception	
Total amount invested (₹)	1,20,000	3,60,000	6,00,000	24,00,000	
Market Value as on December 31, 2022 (₹)	1,24,676	4,49,968	8,26,457	1,06,45,349	
Scheme Returns (%)	7.34	15.07	12.78	13.20	
Nifty 100 TRI - Scheme Benchmark (₹)	1,25,911	4,73,021	8,79,261	NA	
Nifty 100 TRI - Scheme Benchmark Returns (%)	9.30	18.60	15.29	NA	
Nifty 50 TRI - Additional Benchmark (₹)	1,26,680	4,75,581	8,87,596	1,17,46,431	
Nifty 50 TRI - Additional Benchmark Returns (%)	10.53	18.98	15.67	14.00	

Past performance may or may not be sustained in future. Source: HSBC Asset Management India, Data as at 31 Dec 2022

HSBC Large Cap Equity Fund (HLEF) | Product Note



[January 2023]



1 HSBC Large Cap Fund: The launch date of the Nifty 100 TRI is Jan 01, 2003 whereas the inception date of the scheme is Dec 10, 2002. The corresponding benchmark returns since inception of the scheme not available.

Since Inception returns are provided from the date of allotment of units. For SIP returns, monthly investment of Rs.10,000 invested on the 1st day of every month has been considered. SIP Return are calculated on XIRR basis.

The performance details provided herein is of Regular Plan - Growth Option. *Point-to-Point (PTP) returns on Standard Investment of Rs. 10,000/-, invested at the start of the period. The returns for the respective periods are provided as on last available NAV of December 2022 for the respective Schemes. Returns for 1 year and above are Compounded Annualized. Returns for less than 1 year is Absolute returns. Load is not taken into consideration for computation of performance. Different plans shall have a different expense structure. The expenses of the Direct Plan under the Scheme will be lower to the extent of the distribution expenses / commission charged to the Regular Plan.

Pursuant to the transfer of schemes of L&T Mutual Fund to HSBC Mutual Fund, which was effective from the close of business hours of November 25, 2022, certain schemes of L&T Mutual Fund and HSBC Mutual Fund were merged. Accordingly, the performance of the Scheme (which is the surviving scheme out of the merger of schemes with similar features) provided above is computed as per the provisions of SEBI Circular No- SEBI/HO/IMD/DF3/CIR/P/2018/69 dated April 12, 2018 using the weighted average performance of both transferor and transferee schemes. The details of the transferor and transferee schemes please refer to our notice dated October 14, 2022 available on www.assetmanagement.hsbc.co.in. In other cases, performance is computed using the Applicable NAV of the surviving/continuing schemes.

Scheme name and Type of scheme	Riskometer of the Scheme	Riskometer of the benchmark
<p>HSBC Large Cap Fund (Erstwhile HSBC Large Cap Equity Fund) - Large Cap Fund – An open ended equity scheme predominantly investing in large cap stocks.</p> <p>This product is suitable for investors who are seeking*:</p> <ul style="list-style-type: none"> To create wealth over long term. Investment in predominantly large cap equity and equity related securities. (Benchmark : NIFTY 100 TRI Index) <p>HSBC Large and Mid Cap Fund (Erstwhile HSBC Large & Mid Cap Equity Fund) - Large and Mid Cap Fund – An open ended equity scheme investing in both large cap and mid cap stocks.</p> <p>This product is suitable for investors who are seeking*:</p> <ul style="list-style-type: none"> Long term wealth creation and income Investment predominantly in equity and equity related securities of Large and Mid cap companies (Benchmark : NIFTY Large Midcap 250 TRI) <p>HSBC Business Cycles Fund (Erstwhile L&T Business Cycles Fund) - Thematic Fund - An open ended equity scheme following business cycles based investing theme.</p> <p>This product is suitable for investors who are seeking*:</p> <ul style="list-style-type: none"> Long term capital appreciation Investment predominantly in equity and equity-related securities, including equity derivatives in Indian markets with focus on riding business cycles through dynamic allocation between various sectors and stocks at different stages of business cycles in the economy. (Benchmark : NIFTY 500 TRI Index) <p>HSBC Focused Fund (Erstwhile HSBC Focused Equity Fund) - Focused Fund – An open ended equity scheme investing in maximum 30 stocks across market caps (i.e. Multi-Cap).</p> <p>This product is suitable for investors who are seeking*:</p> <ul style="list-style-type: none"> Long term wealth creation Investment in equity and equity related securities across market capitalization in maximum 30 stocks. (Benchmark : NIFTY 500 TRI Index) 	 <p>RISKOMETER</p> <p>Investors understand that their principal will be at Very High risk</p>	 <p>RISKOMETER</p>

HSBC Balanced Advantage Fund (Erstwhile L&T Balanced Advantage Fund)		
 <p>RISKOMETER</p> <p>Investors understand that their principal will be at Moderately High risk</p>	<p>HSBC Balanced Advantage Fund – An open ended dynamic asset allocation fund.</p> <p>This product is suitable for investors who are seeking*:</p> <ul style="list-style-type: none"> Long term capital appreciation and generation of reasonable returns Investment in equity and equity related instruments, derivatives and debt and money market instruments 	<p>Benchmark Index: NIFTY 50 Composite Hybrid Debt 50:50 Index</p>  <p>RISKOMETER</p>

* Investors should consult their financial advisers if in doubt about whether the product is suitable for them.

Riskometer is as on 31 December, 2022. Any change in risk-o-meter shall be communicated by way of Notice cum Addendum and by way of an e-mail or SMS to unitholders of that particular Scheme.

Past performance may or may not be sustained in future. Source: HSBC Asset Management India, Data as at 31 Dec 2022

Past performance may or may not be sustained in future. Source: HSBC Asset Management India, data as at 31 Dec 2022

Disclaimer: This document has been prepared by HSBC Asset Management (India) Private Limited (HSBC) for information purposes only and should not be construed as i) an offer or recommendation to buy or sell securities, commodities, currencies or other investments referred to herein; or ii) an offer to sell or a solicitation or an offer for purchase of any of the funds of HSBC Mutual Fund; or iii) an investment research or investment advice. It does not have regard to specific investment objectives, financial situation and the particular needs of any specific person who may receive this document. Investors should seek personal and independent advice regarding the appropriateness of investing in any of the funds, securities, other investment or investment strategies that may have been discussed or referred herein and should understand that the views regarding future prospects may or may not be realized. In no event shall HSBC Mutual Fund/HSBC Asset management (India) Private Limited and / or its affiliates or any of their directors, trustees, officers and employees be liable for any direct, indirect, special, incidental or consequential damages arising out of the use of information / opinion herein.

This document is intended only for those who access it from within India and approved for distribution in Indian jurisdiction only. Distribution of this document to anyone (including investors, prospective investors or distributors) who are located outside India or foreign nationals residing in India, is strictly prohibited. Neither this document nor the units of HSBC Mutual Fund have been registered under Securities law/Regulations in any foreign jurisdiction. The distribution of this document in certain jurisdictions may be unlawful or restricted or totally prohibited and accordingly, persons who come into possession of this document are required to inform themselves about, and to observe, any such restrictions. If any person chooses to access this document from a jurisdiction other than India, then such person do so at his/her own risk and HSBC and its group companies will not be liable for any breach of local law or regulation that such person commits as a result of doing so.

© Copyright. HSBC Asset Management (India) Private Limited 2022, ALL RIGHTS RESERVED.
HSBC Mutual Fund, 9-11th Floor, NESCO - IT Park Bldg. 3, Nesco Complex, Western Express Highway, Goregaon East, Mumbai 400063. Maharashtra.
GST - 27AABCH0007N1ZS, Email: investor.line@mutualfunds.hsbc.co.in | Website: www.assetmanagement.hsbc.co/in

Mutual fund investments are subject to market risks, read all scheme related documents carefully.