

Fund Overview

HSBC Money Market Fund

(An open ended debt scheme investing in money market instruments. Relatively low interest rate risk and moderate credit risk.)



April 2026

Fund Launch Date	10 Aug 2005
Fund manager	Mahesh Chhabria, Abhishek Iyer
Investment Manager	HSBC Asset Management (India) Pvt. Ltd
Currency	INR
Fund Domicile	India
Benchmark	NIFTY Money Market Index A-1 ¹
Dealing	Every Business Day
Cut-off Time²	15:00 for Subscriptions and Switch Ins, Redemption and Switch Outs
Settlement	T+1

Overview

- ◆ Provides investors with an opportunity to invest in short-term INR denominated money market instruments.
- ◆ Main objectives/Includes:
 - Daily liquidity*
 - Active risk management
 - Extensive credit research

Exit Load: NIL,
Month End Total Expenses Ratios (Annualized)³ – Regular⁴: 0.34%, Direct: 0.15%

Fund Approach

- Aims to selectively invest in good quality credits, while also maintaining adequate portfolio liquidity
- Current investment is in mix of T-Bills, CDs and CPs
- To create a corpus by generating risk-adjusted returns

(1) As per clause 7.22 of the SEBI Master Circular for Mutual Funds 26 dated March 20, 2026., on Benchmarks for Mutual Fund Schemes' has introduced two-tiered structure for benchmarking of certain categories of schemes. Accordingly, the benchmark has been classified as Tier 1 benchmark.

(2) Subscription is subject to availability of funds for utilization before the cut-off time without availing any credit facility.

(3) TER Annualized TER including GST on Investment Management Fees

(4) Continuing plans

As per As per para 15.4 of SEBI Master Circular on Mutual Funds dated March 20, 2026, the Fund shall transfer the redemption / repurchase proceeds within 3 working Days, from the date of acceptance of redemption request. Under normal circumstances, the Fund will endeavour to dispatch the redemption proceeds within 1 business day from the date of receiving redemption request. (3) Source: HSBC Mutual Fund, Data as on 31 March 2026

Map Disclaimer: The world map is not accurate and is for illustration purpose only.

Portfolio characteristics

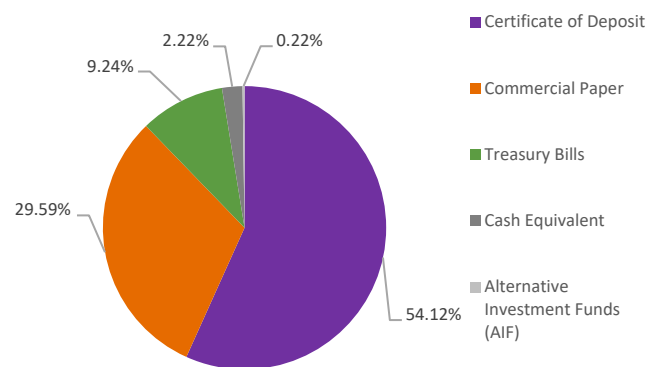
Yield to Maturity ⁵	7.20%
Current AUM ^{6 &}	INR 59.7 bn
Average Maturity	294.26 Days
Modified Duration	276.88 Days
Macaulay Duration	293.96 Days

Fund Information

	Features
NAV (as on 31.03.26) - Growth option	INR 27.5679
Settlement Date	T+1 ⁷

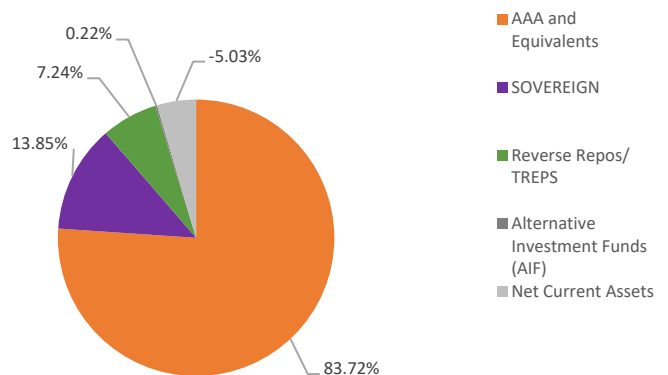
Portfolio Compositions⁸

Instrument Mix



Credit Quality Mix – local⁹

credit rating agencies' short-term ratings



HSBC Mutual Fund/HSBC Asset Management (India) Private Limited would update the current expense ratios (TER) on its website at least three working days prior to the effective date of the change. Details of such changes can be referred on the following link under the Daily TER section:

https://old.camsonline.com/COL_HSBCDownload.aspx

Notes:

(5) YTM is annualized.

(6) AUM is as on 31 March 2026.

& For disclosure of quarterly AUM/AAUM and AUM by geography, please visit our website: <https://www.assetmanagement.hsbc.co.in/en/mutual-funds/investor-resources/information-library#&accordion1446811090=4>

(7,8) Subject to change without notice.

(9) The rating mentioned above refers to the local credit rating in India. The rating criteria and methodology used by Indian local rating agencies may be different from those adopted by most of the established international credit rating agencies. Therefore, the Indian local credit rating system may not provide an equivalent standard for comparison with securities rated by international credit rating agencies.

As per As per para 14.2 of SEBI Master Circular on Mutual Funds dated June 27, 2024, the Fund shall transfer the redemption / repurchase proceeds within 3 working Days, from the date of acceptance of redemption request. Under normal circumstances, the Fund will endeavour to dispatch the redemption proceeds 1 Business Day from the date of receiving a valid redemption request before the cut off time. Source: HSBC Mutual Fund, Data as on 31 March 2026

Top 10 issuers/counterparties	% NAV
Canara Bank	6.70%
Bank of Baroda	6.70%
Punjab National Bank	6.62%
HDFC Bank Limited	5.94%
SIDBI	5.51%
Kotak Mahindra Bank Limited	4.71%
NABARD	3.92%
Union Bank of India	3.13%
L&T Finance Limited	3.12%
Axis Bank Limited	2.78%

Investment process and team

Our investment process is active, fundamental and value driven. It combines qualitative top-down analysis of macroeconomic and market dynamics, with structured bottom-up research into individual bond issuers and fixed income securities. While investment decisions are taken locally to ensure focus and accountability, our portfolio managers in India are able to access the expertise and experience of our investment professionals worldwide in order to gain a truly global perspective.

Fund Manager - Mahesh Chhabria Effective 01 Feb 2025. Total Schemes Managed – 14; Fund Manager - Abhishek Iyer Effective 01 Apr 2025. Total Schemes Managed - 04

Lump Sum Investment Performance																				Inception Date	
Fund / Benchmark (Value of Rs 10,000 invested)	7 Days		15 Days		30 Days		3 Months		6 Months		1 Year		3 Years		5 Years		10 Years		Since Inception		
	Amount in ₹	Returns %	Amount in ₹	Returns %	Amount in ₹	Returns %	Amount in ₹	Returns %	Amount in ₹	Returns %	Amount in ₹	Returns %	Amount in ₹	Returns %	Amount in ₹	Returns %	Amount in ₹	Returns %	Amount in ₹	Returns %	Amount in ₹
HSBC Money Market Fund - Regular Plan~~	10016	10.30	10018	4.68	10027	3.51	10116	4.77	10264	5.36	10642	6.42	12273	7.06	13272	5.82	18766	6.49	41352	7.12	10-Aug-05
Scheme Benchmark (NIFTY Money Market Index A-I)	10015	9.84	10022	5.97	10038	4.85	10131	5.43	10278	5.66	10642	6.42	12299	7.13	13436	6.08	18397	6.28	43182	7.34	
Additional Benchmark ((CRISIL 1 Year T Bill Index)	10003	1.73	10008	2.21	10017	2.16	10084	3.43	10195	3.96	10530	5.30	12136	6.66	13158	5.64	18034	6.07	33978	6.10	
HSBC Money Market Fund - Direct Plan~~	10016	10.52	10018	4.89	10029	3.71	10120	4.97	10273	5.56	10663	6.63	12362	7.32	13493	6.17	19550	6.93	25785	7.41	01-Jan-13
Scheme Benchmark (NIFTY Money Market Index A-I)	10015	9.84	10022	5.97	10038	4.85	10131	5.43	10278	5.66	10642	6.42	12299	7.13	13436	6.08	18397	6.28	24270	6.92	
Additional Benchmark ((CRISIL 1 Year T Bill Index)	10003	1.73	10008	2.21	10017	2.16	10084	3.43	10195	3.96	10530	5.30	12136	6.66	13158	5.64	18034	6.07	22806	6.42	

Past performance may or may not be sustained in future and is not a guarantee of any future returns. The performance details provided herein are of Regular as well as Direct Plan - Growth Option. Returns on ₹10,000 are point-to-point returns for the specific time period, invested at the start of the period. The returns for the respective periods are provided as on last available NAV of March 2026 for the respective schemes. Returns for 1 year and above are Compounded Annualized. Returns for less than 1 year is Simple Annualized. Load is not taken into consideration for computation of performance. Different plans shall have a different expense structure. The expenses of the Direct Plan under the Scheme will be lower to the extent of the distribution expenses / commission charged to the Regular Plan.

As per clause 6.9.1 of the SEBI Master Circular for Mutual Funds dated March 20, 2026., the scheme returns vis-à-vis the benchmark return (Total Return Index) shall be disclosed are provided from the date of allotment of units.

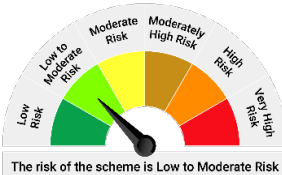
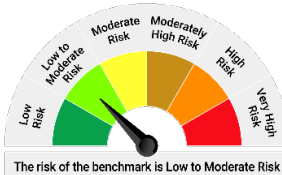
Post merger performance of the surviving scheme, arising out of merger of schemes with similar features, is computed as per the provisions of clause 14.3 of the SEBI Master Circular for Mutual Funds dated March 20, 2026., on Disclosure of Performance of Schemes post-merger using the weighted average performance of both transferor and transferee schemes. In other cases, performance is computed using the Applicable NAV of the surviving/continuing schemes. ~ Face value Rs 10

Returns for Debt schemes has been calculated as on last business day NAV provided as on 31 January 2026.

Source: HSBC Mutual Fund, data as on 31 March 2026

[Click here to check other funds performance managed by the Fund Manager](#)

Product Label

Scheme name and Type of scheme	*Scheme Risk-o-meter	Benchmark Risk-o-meter (as applicable)
<p>HSBC Money Market Fund</p> <p>(An open ended debt scheme investing in money market instruments. Relatively low interest rate risk and moderate credit risk.)</p> <p>This product is suitable for investors who are seeking*:</p> <ul style="list-style-type: none"> • Generation of regular income over short to medium term • Investment in money market instruments 	 <p>The risk of the scheme is Low to Moderate Risk</p>	<p>As per AMFI Tier 1. Benchmark Index: NIFTY Money Market Index A-I</p>  <p>The risk of the benchmark is Low to Moderate Risk</p>

* Investors should consult their financial advisers if in doubt about whether the product is suitable for them.

Note on Risk-o-meters: Riskometer is as on **31 March 2026**, Any change in risk-o-meter shall be communicated by way of Notice cum Addendum and by way of an e-mail or SMS to unitholders of that particular scheme

Potential Risk Class (HSBC Money Market Fund)

Credit Risk →	Relatively Low (Class A)	Moderate (Class B)	Relatively High (Class C)
Interest Rate Risk ↓			
Relatively Low (Class I)		B-I	
Moderate (Class II)			
Relatively High (Class III)			

A Scheme with Relatively Low interest rate risk and Moderate credit risk.

Potential Risk Class ('PRC') matrix indicates the maximum interest rate risk (measured by Macaulay Duration of the scheme) and maximum credit risk (measured by Credit Risk Value of the scheme) the fund manager can take in the scheme. PRC matrix classification is done in accordance with and subject to the methodology/guidelines prescribed by SEBI to help investors take informed decision based on the maximum interest rate risk and maximum credit risk the fund manager can take in the scheme, as depicted in the PRC matrix.

Past performance may or may not be sustained in future and is not a guarantee of any future returns. Source: HSBC Mutual Fund, data as on 31 March 2026

Investors are requested to note that as per SEBI (Mutual Funds) Regulations, 2026 and guidelines issued thereunder, HSBC AMC, its employees and/or empaneled distributors/agents are forbidden from guaranteeing/promising/assuring/predicting any returns or future performances of the schemes of HSBC Mutual Fund. Hence please do not rely upon any such statements/commitments. If you come across any such practices, please register a complaint via email at investor.line@mutualfunds.hsbc.co.in.

Disclaimer: This document has been prepared by HSBC Mutual Fund for information purposes only and should not be construed as i) an offer or recommendation to buy or sell securities, commodities, currencies or other investments referred to herein; or ii) an offer to sell or a solicitation or an offer for purchase of any of the funds of HSBC Mutual Fund; or iii) an investment research or investment advice. It does not have regard to specific investment objectives, financial situation and the particular needs of any specific person who may receive this document. Investors should seek personal and independent advice regarding the appropriateness of investing in any of the funds, securities, other investment or investment strategies that may have been discussed or referred herein and should understand that the views regarding future prospects may or may not be realized. In no event shall HSBC Mutual Fund/HSBC Asset management (India) Private Limited and / or its affiliates or any of their directors, trustees, officers and employees be liable for any direct, indirect, special, incidental or consequential damages arising out of the use of information / opinion herein.

This document is intended only for those who access it from within India and approved for distribution in Indian jurisdiction only. Distribution of this document to anyone (including investors, prospective investors or distributors) who are located outside India or foreign nationals residing in India, is strictly prohibited. Neither this document nor the units of HSBC Mutual Fund have been registered under Securities law/Regulations in any foreign jurisdiction. The distribution of this document in certain jurisdictions may be unlawful or restricted or totally prohibited and accordingly, persons who come into possession of this document are required to inform themselves about, and to observe, any such restrictions. If any person chooses to access this document from a jurisdiction other than India, then such person do so at his/her own risk and HSBC and its group companies will not be liable for any breach of local law or regulation that such person commits as a result of doing so.

© Copyright. HSBC Mutual Fund 2026, ALL RIGHTS RESERVED.

HSBC Mutual Fund, 9-11th Floor, NESCO - IT Park Bldg. 3, Nesco Complex, Western Express Highway, Goregaon East, Mumbai 400063. Maharashtra.

GST - 27AABCH007N1ZS, Email: investor.line@mutualfunds.hsbc.co.in | Website: www.assetmanagement.hsbc.co/in

Mutual Fund investments are subject to market risks, read all scheme related documents carefully.

CL 3959