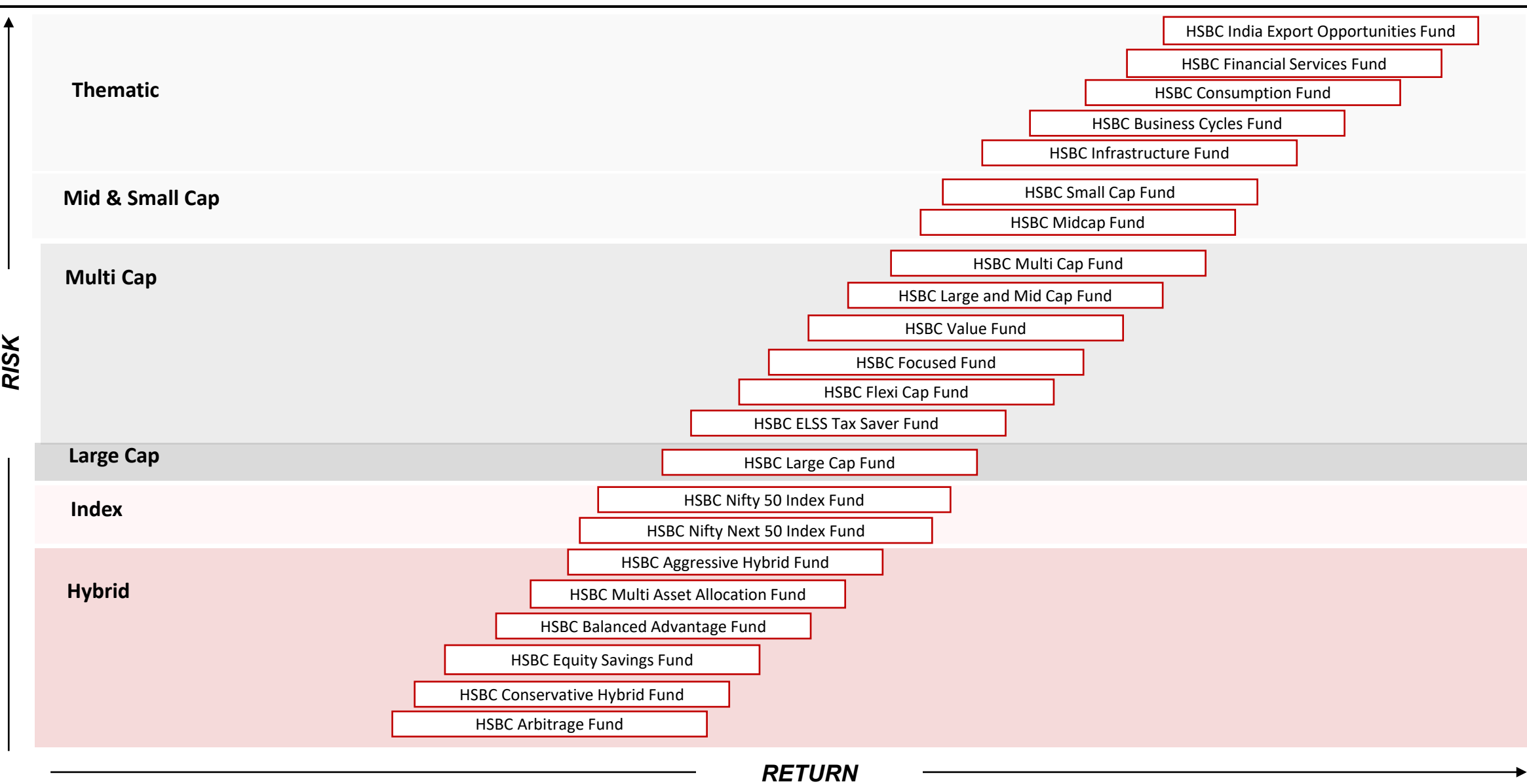


# Equity Fund Book

## Equity & Hybrid Funds Snapshot

December 2025

Equity Funds – Diverse Equity, Hybrid & Index Strategies (15 Equity + 6 Hybrid + 2 Index)





# HSBC Large Cap Fund (HLEF)

(An open ended equity scheme predominantly investing in large cap stocks)

3

## Fund snapshot

Fund Category	Fund Manager	Benchmark <sup>1</sup>	Inception Date	AUM <sup>&amp;</sup>
Large Cap Fund	Neelotpal Sahai <sup>@</sup> and Mayank Chaturvedi <sup>#</sup>	Nifty 100 TRI	10 Dec 2002	Rs. 1,918.97 Cr

### Why HSBC Large Cap Fund?

- To seek an exposure to true large cap companies which are relatively stable than mid and small cap companies
- A top down and bottom up approach will be used to invest in equity and equity related instruments
- Profit pool consolidation with dominant players to continue and disruption to accelerate this shift.

### Fund approach

- Prefer dominant and scalable businesses available at reasonable valuations
- Stock selection focuses on earnings growth trajectory and within that, the emphasis lies on earnings surprises.
- Earnings visibility and relative earnings growth are the key criteria of stock selection

### Investment Objective

- To generate long-term capital growth from an actively managed portfolio of equity and equity related securities of predominantly large cap companies. However, there can be no assurance or guarantee that the investment objective of the scheme would be achieved.

Portfolio	% to net assets
HDFC Bank Limited	9.45%
ICICI Bank Limited	9.05%
Reliance Industries Limited	6.53%
Infosys Limited	5.69%
State Bank of India	5.10%
Shriram Finance Limited	3.99%
ETERNAL Limited	3.91%
Bharti Airtel Limited	3.83%
Larsen & Toubro Limited	3.39%
Polycab India Limited	2.92%

Industry - Allocation	% to net assets
Banks	29.04%
IT - Software	9.98%
Automobiles	7.84%
Petroleum Products	6.53%
Retailing	5.88%
Finance	4.93%
Pharmaceuticals & Biotechnology	4.53%
Reverse Repos/TREPS	3.93%
Telecom - Services	3.83%
Construction	3.39%

<sup>1</sup> As per clause 1.9 of the SEBI Master Circular dated June 27, 2024, on 'Guiding Principles for bringing uniformity in Benchmarks of Mutual Fund Schemes' has introduced two-tiered structure for benchmarking of certain categories of schemes. Accordingly, the benchmark has been classified as Tier 1 benchmark effective from 01 December 2021. <sup>@</sup>Neelotpal Sahai Effective 27 May 2013. Total Schemes Managed - 3. <sup>#</sup>Mayank Chaturvedi Effective 01 Oct 2025. Total Schemes Managed - 20. <sup>#</sup>Mayank Chaturvedi shall be the fund manager for investments in foreign securities (wherever applicable) for all the schemes of HSBC Mutual Fund. w.e.f. October 01, 2025. <sup>&</sup>For disclosure of quarterly AUM/AAUM and AUM by geography, please visit our website <https://www.assetmanagement.hsbc.co.in/en/mutual-funds/investor-resources/information-library#&accordion1446811090=4>.

**Note:** The sector(s)/stock(s)/issuer(s) mentioned in this document do not constitute any research report nor it should be considered as an investment research, investment recommendation or advice to any reader of this content to buy or sell any stocks/ investments. The Fund/portfolio may or may not have any existing / future position in these sector(s)/stock(s)/issuer(s). Source - Bloomberg, HSBC Mutual Fund. Note - Details provided above is as on 30 November 2025 or as latest available. Views provided above are based on information available in public domain at this moment and subject to change. Investors should not consider the same as investment advice. Please consult your financial advisor for all your investment decision. Data as on 30 November 2025, HSBC Mutual Fund

# HSBC Midcap Fund (HMCF)

(An open ended equity scheme predominantly investing in mid cap stocks)

4

## Fund snapshot

Fund Category	Fund Manager	Benchmark <sup>1</sup>	Inception Date	AUM <sup>&amp;</sup>
Mid Cap Fund	Cheenu Gupta <sup>^</sup> and Mayank Chaturvedi <sup>#</sup>	NIFTY Midcap 150 TRI	9 Aug 2004	Rs. 12,548.61 Cr

### Why HSBC Midcap Fund?

- To seek an exposure in mid cap segment stocks which may have alpha generating opportunities in long run
- Well diversified portfolio with wide representation of sectors
- The fund has a long term track record and potential for alpha generation for investors that have patience to stay invested for the long term

### Fund approach

- The fund manager actively looks out to identify opportunities in the midcap space arising out of macroeconomic dynamics, new reforms and policies, etc.
- No benchmark hugging with high active weights
- Blend style with bias towards growth
- Follows bottom-up stock selection with top-down view
- It follows robust risk management practice to manage and mitigate risks, especially the ones specific to midcap segment of the market for e.g. Liquidity
- Sizing of bets is based on conviction and opportunity
- Exposure to other stocks than mid cap stocks in the portfolio to aim to maintain stability

### Investment Objective

- To seek to generate long-term capital growth from an actively managed portfolio of equity and equity related securities of predominantly mid cap companies. However, there can be no assurance or guarantee that the investment objective of the scheme would be achieved.

Portfolio	% to net assets
FSN E-Commerce Ventures Limited	5.22%
ETERNAL Limited	4.21%
Ashok Leyland Limited	3.67%
GE Vernova T&D India Limited	3.42%
PB Fintech Limited	3.39%
Multi Commodity Exchange of India Limited	3.34%
Dixon Technologies (India) Limited	3.28%
Coforge Limited	3.25%
Nippon Life India Asset Management Limited	2.89%
Lenskart Solutions Limited	2.74%

Industry - Allocation	% to net assets
Retailing	12.20%
Finance	11.87%
Capital Markets	11.38%
Electrical Equipment	9.58%
Banks	6.86%
IT - Software	5.60%
Consumer Durables	4.96%
Industrial Products	4.09%
Agricultural Commercial & Construction Vehicles	3.67%
Industrial Manufacturing	3.64%

<sup>1</sup> As per clause 1.9 of the SEBI Master Circular dated June 27, 2024, on 'Guiding Principles for bringing uniformity in Benchmarks of Mutual Fund Schemes' has introduced two-tiered structure for benchmarking of certain categories of schemes. Accordingly, the benchmark has been classified as Tier 1 benchmark effective from 01 December 2021.

<sup>#</sup> Mayank Chaturvedi shall be the fund manager for investments in foreign securities (wherever applicable) for all the schemes of HSBC Mutual Fund. w.e.f. October 01, 2025. <sup>^</sup> Cheenu Gupta Effective 26 Nov 2022. Total Schemes Managed - 5; <sup>#</sup> Mayank Chaturvedi Effective 01 Oct 2025. Total Schemes Managed - 20. <sup>&</sup>For disclosure of quarterly AUM/AAUM and AUM by geography, please visit our website <https://www.assetmanagement.hsbc.co.in/en/mutual-funds/investor-resources/information-library#&accordion1446811090=4>.

**Note:** The sector(s)/stock(s)/issuer(s) mentioned in this document do not constitute any research report nor it should be considered as an investment research, investment recommendation or advice to any reader of this content to buy or sell any stocks / investments. The Fund/portfolio may or may not have any existing / future position in these sector(s)/stock(s)/issuer(s). ). Source – Bloomberg, HSBC Mutual Fund. Note – Details provided above is as on 30 November 2025 or as latest available. Views provided above are based on information available in public domain at this moment and subject to change. Investors should not consider the same as investment advice. Please consult your financial advisor for all your investment decision. Data as on 30 November 2025, HSBC Mutual Fund

# HSBC Small Cap Fund (HSCF)

(An open ended equity scheme predominantly investing in small cap stocks)

5

## Fund snapshot

Fund Category	Fund Manager	Benchmark <sup>1</sup>	Inception Date	AUM <sup>&amp;</sup>
Small Cap Fund	Venugopal Manghat <sup>@</sup> and Mayank Chaturvedi <sup>#</sup>	NIFTY Small Cap 250 TRI	12 May 2014	Rs. 16,202.83 Cr

### Why HSBC Small Cap Fund?

- HSBC Small Cap Fund invests in smaller size businesses in their early stage of development
- Small cap stocks aim to have a potential for growth in the long run
- These businesses may have better revenue and profit growth potential as compared to broader market.
- The fund seek an exposure in small cap segment stocks for alpha generating opportunities in long run
- Follows bottom-up stock selection using our proven investment approach
- At least 65% exposure to small cap companies that comprises of companies from 251st onwards in terms of full market capitalization
- Aims to invest in undervalued, under-owned, and under researched segments that may deliver in long run

### Fund approach

- The HSBC Small Cap fund focusses on buying smaller companies gaining market share within large industries, niche businesses or businesses which are currently small but have large opportunity to grow due to market factors.
- HSBC Small Cap Fund needs to have more than two-third allocation to small caps as a regulatory requirement.
- Smaller companies have been found to do well in expanding economic cycles or when economic growth rates are rising, leading to higher earnings growth rates.
- As India is a fast-growing economy, growth would be one of the key styles while investing in the HSBC Small Cap Fund.
- HSBC Small Cap Fund portfolio is broadly aligned to the four key India growth themes (Infrastructure & Real Estate, Manufacturing, Consumption and Financialization of savings).

### Investment Objective

- To generate long term capital growth from an actively managed portfolio of equity and equity related securities of predominantly small cap companies. However, it could move a portion of its assets towards fixed income securities if the fund manager becomes negative on the Indian equity markets. However, there can be no assurance or guarantee that the investment objective of the scheme would be achieved.

Portfolio	% to net assets
Multi Commodity Exchange of India Limited	3.26%
Karur Vysya Bank Limited	2.23%
Nippon Life India Asset Management Limited	2.11%
eClerx Services Limited	2.05%
Sobha Limited	1.78%
Neuland Laboratories Limited	1.73%
KPR Mill Limited	1.71%
Federal Bank Limited	1.71%
Time Technoplast Limited	1.69%
Motilal Oswal Financial Services Limited	1.67%

Industry - Allocation	% to net assets
Industrial Products	10.36%
Capital Markets	9.17%
Consumer Durables	7.09%
Pharmaceuticals & Biotechnology	6.52%
Banks	6.40%
Finance	6.04%
Textiles & Apparels	5.20%
Construction	4.17%
Leisure Services	3.91%
Auto Components	3.83%

<sup>1</sup> As per clause 1.9 of the SEBI Master Circular dated June 27, 2024, on 'Guiding Principles for bringing uniformity in Benchmarks of Mutual Fund Schemes' has introduced two-tiered structure for benchmarking of certain categories of schemes. Accordingly, the benchmark has been classified as Tier 1 benchmark effective from 01 December 2021. <sup>@</sup> Venugopal Manghat Effective 17 Dec 2019. Total Schemes Managed - 4; <sup>#</sup> Mayank Chaturvedi Effective 01 Oct 2025. Total Schemes Managed – 20. <sup>\*</sup> Mayank Chaturvedi shall be the fund manager for investments in foreign securities (wherever applicable) for all the schemes of HSBC Mutual Fund. w.e.f. October 01, 2025. <sup>&</sup>For disclosure of quarterly AUM/AAUM and AUM by geography, please visit our website <https://www.assetmanagement.hsbc.co.in/en/mutual-funds/investor-resources/information-library#&accordion1446811090=4>. **Note:** The sector(s)/stock(s)/issuer(s) mentioned in this document do not constitute any research report nor it should be considered as an investment research, investment recommendation or advice to any reader of this content to buy or sell any stocks / investments. The Fund/portfolio may or may not have any existing / future position in these sector(s)/stock(s)/issuer(s). ). Source – Bloomberg, HSBC Mutual Fund. Note – Details provided above is as on 30 November 2025 or as latest available. Views provided above are based on information available in public domain at this moment and subject to change. Investors should not consider the same as investment advice. Please consult your financial advisor for all your investment decision. Data as on 30 November 2025, HSBC Mutual Fund

# HSBC Large and Mid Cap Fund (HLMF)

(An open ended equity scheme investing in both large cap and mid cap stocks)

6

## Fund snapshot

Fund Category	Fund Manager	Benchmark <sup>1</sup>	Inception Date	AUM <sup>&amp;</sup>
Large & Mid Cap Fund	Cheenu Gupta <sup>^</sup> and Mayank Chaturvedi <sup>#</sup>	NIFTY Large Midcap 250 TRI	28 Mar 2019	Rs. 4,664.05 Cr

### Why HSBC Large and Mid Cap Fund?

- Focus on Large and Mid Caps with some small caps, across sectors
- Aim to achieve performance consistency with optimal allocation to large and mid caps
- A bottom-up approach will be used to invest in equity and equity related instruments

### Fund approach

- The fund follows growth style with bottom-up approach
- Focus on large caps where scale will be an advantage (like banks), while midcaps will be sector leaders or niche players in their respective business
- For example, specialty chemicals, tiles etc. In some cases, like real estate (which is a regional market share consolidation play), we have a mix of large and mid-cap players
- The fund builds the portfolio around three themes Allocation to Leaders, Challengers and Turnaround companies

### Investment Objective

- To seek long term capital growth through investments in both large cap and mid cap stocks. However, there is no assurance that the investment objective of the Scheme will be achieved.

### Portfolio % to net assets

ETERNAL Limited	5.50%
HDFC Bank Limited	5.03%
FSN E-Commerce Ventures Limited	4.28%
Bharti Airtel Limited	3.36%
Larsen & Toubro Limited	3.34%
GE Vernova T&D India Limited	3.18%
Bajaj Finance Limited	3.15%
Billionbrains Garage Ventures Limited	2.94%
Bharat Electronics Limited	2.92%
Coforge Limited	2.90%

### Industry - Allocation % to net assets

Banks	13.51%
Retailing	12.01%
Capital Markets	8.61%
Finance	8.51%
Electrical Equipment	5.57%
Consumer Durables	5.02%
IT - Software	4.53%
Pharmaceuticals & Biotechnology	4.27%
Telecom - Services	3.94%
Construction	3.34%

<sup>1</sup> As per clause 1.9 of the SEBI Master Circular dated June 27, 2024, on 'Guiding Principles for bringing uniformity in Benchmarks of Mutual Fund Schemes' has introduced two-tiered structure for benchmarking of certain categories of schemes. Accordingly, the benchmark has been classified as Tier 1 benchmark effective from 01 December 2021. <sup>^</sup> Cheenu Gupta Effective 26 Nov 2022. Total Schemes Managed - 5; <sup>#</sup> Mayank Chaturvedi Effective 01 Oct 2025. Total Schemes Managed - 20. <sup>\*</sup> Mayank Chaturvedi shall be the fund manager for investments in foreign securities (wherever applicable) for all the schemes of HSBC Mutual Fund. w.e.f. October 01, 2025. <sup>&</sup>For disclosure of quarterly AUM/AAUM and AUM by geography, please visit our website <https://www.assetmanagement.hsbc.co.in/en/mutual-funds/investor-resources/information-library#&accordion1446811090=4>.

**Note:** The sector(s)/stock(s)/issuer(s) mentioned in this document do not constitute any research report nor it should be considered as an investment research, investment recommendation or advice to any reader of this content to buy or sell any stocks / investments. The Fund/portfolio may or may not have any existing / future position in these sector(s)/stock(s)/issuer(s). Source – Bloomberg, HSBC Mutual Fund. Note – Details provided above is as on 30 November 2025 or as latest available. Views provided above are based on information available in public domain at this moment and subject to change. Investors should not consider the same as investment advice. Please consult your financial advisor for all your investment decision. Data as on 30 November 2025, HSBC Mutual Fund

# HSBC Multi Cap Fund (HMCF)

(An open ended equity scheme investing across large cap, mid cap, small cap stocks)

7

## Fund snapshot

Fund Category	Fund Manager	Benchmark <sup>1</sup>	Inception Date	AUM <sup>&amp;</sup>
Multi Cap Fund	Venugopal Manghat <sup>^</sup> , Mahesh Chhabria <sup>\$</sup> and Mayank Chaturvedi <sup>#</sup>	NIFTY 500 Multicap 50:25:25 TRI	30 Jan 2023	Rs. 5,340.88 Cr

### Why HSBC Multi Cap Fund?

- The fund invest across Large, Mid and Small Caps
- Aim to focus on smaller size businesses in their early stage of development that have potential for growth in the long run
- Focus on growth potential in revenue and profit opportunities as compared to broader market
- Follows bottom-up stock selection using proprietary investment approach
- Aims to invest in undervalued, under-owned, and under researched segments that may deliver growth in long run
- Valuation is the most important key focus while investing in stocks

### Fund approach

- Aim to provide long-term capital growth through a dynamically managed portfolio across Small, Mid and Large Cap stocks
- Follows bottom-up stock selection using proprietary investment approach
- The market capitalisation allocation of assets will be a minimum 25% each in Small, Mid and Large Cap stocks to ensure consistent diversification
- The fund focuses on GARP (Growth At a Reasonable Price)

### Investment Objective

- The investment objective of the fund is to generate long-term capital growth from an actively manage portfolio of equity and equity related securities across market capitalization. However, there can be no assurance or guarantee that the investment objective of the scheme would be achieved

Portfolio	% to net assets
HDFC Bank Limited	4.28%
Reliance Industries Limited	3.09%
Multi Commodity Exchange of India Limited	2.96%
State Bank of India	2.70%
TD Power Systems Limited	2.32%
Federal Bank Limited	2.17%
ICICI Bank Limited	2.10%
ETERNAL Limited	2.07%
Larsen & Toubro Limited	2.00%
Shriram Finance Limited	1.97%

Industry - Allocation	% to net assets
Banks	15.87%
Automobiles	7.07%
Capital Markets	6.84%
Electrical Equipment	5.90%
IT - Software	5.66%
Pharmaceuticals & Biotechnology	5.55%
Finance	5.50%
Construction	4.28%
Industrial Products	3.17%
Petroleum Products	3.09%

<sup>1</sup> As per clause 1.9 of the SEBI Master Circular dated June 27, 2024, on 'Guiding Principles for bringing uniformity in Benchmarks of Mutual Fund Schemes' has introduced two-tiered structure for benchmarking of certain categories of schemes. Accordingly, the benchmark has been classified as Tier 1 benchmark effective from 01 December 2021. Source – HSBC Mutual Fund, <sup>^</sup>Venugopal Manghat Effective 30 Jan 2023. Total Schemes Managed - 4; <sup>\$</sup>Mahesh Chhabria Effective 01 Feb 2025. Total Schemes Managed - 16; <sup>#</sup> Mayank Chaturvedi Effective 01 Oct 2025. Total Schemes Managed – 20. <sup>&</sup>Mayank Chaturvedi shall be the fund manager for investments in foreign securities (wherever applicable) for all the schemes of HSBC Mutual Fund. w.e.f. October 01, 2025. Please refer notice cum addendum dated March 28, 2024. <sup>&</sup>For disclosure of quarterly AUM/AAUM and AUM by geography, please visit our website <https://www.assetmanagement.hsbc.co.in/en/mutual-funds/investor-resources/information-library#&accordion1446811090=4>. **Note:** The sector(s)/stock(s)/issuer(s) mentioned in this document do not constitute any research report nor it should be considered as an investment research, investment recommendation or advice to any reader of this content to buy or sell any stocks / investments. The Fund/portfolio may or may not have any existing / future position in these sector(s)/stock(s)/issuer(s). Source – Bloomberg, HSBC Mutual Fund. Note – Details provided above is as on 30 November 2025 or as latest available. Views provided above are based on information available in public domain at this moment and subject to change. Investors should not consider the same as investment advice. Please consult your financial advisor for all your investment decision. Data as on 30 November 2025, HSBC Mutual Fund

# HSBC Flexi Cap Fund (HFCF)

(An open ended dynamic equity scheme investing across large cap, mid cap, small cap stocks.)

8

## Fund snapshot

Fund Category	Fund Manager	Benchmark <sup>1</sup>	Inception Date	AUM <sup>&amp;</sup>
Flexi Cap Fund	Abhishek Gupta^ and Mayank Chaturvedi#	NIFTY 500 TRI	24 Feb 2004	Rs. 5,247.71 Cr

### Why HSBC Flexi Cap Fund?

- To seek an exposure to any one or all across market capitalisations in the portfolio to get a value from opportunities in small, mid and or large cap segments
- Our philosophy of a Flexi Cap Fund is to run it like an all-weather portfolio, i.e., irrespective of market cycles, these investments aim to offer you risk-adjusted performance over long run.
- Aim to create a corpus by generating inflation-adjusted returns to cater to long-term goals

### Fund approach

- Primarily has a bottom-up approach towards portfolio construction and relies on superior stock selection as a source for potential alpha generation.
- The fund follows aims to identify good quality and sustainable businesses, backed by strong and competent management, with tailwinds for potential earnings growth driven by demand-led volume growth in products, market share gains, margin accretion, financial deleveraging, etc.
- No major sector position and focus on stock selection for alpha
- Stock diversification brings risk mitigation

### Investment Objective

- To seek long term capital growth through investments made dynamically across market capitalization (i.e., Large, Mid, and Small Caps). The investment could be in any one, two or all three types of market capitalization. The Scheme aims to predominantly invest in equity and equity related securities. However, in line with the asset allocation pattern of the Scheme, it could move its assets between equity and fixed income securities depending on its view on these markets. However, there can be no assurance or guarantee that the investment objective of the scheme would be achieved.

Portfolio	% to net assets
HDFC Bank Limited	4.87%
ICICI Bank Limited	4.03%
Reliance Industries Limited	3.35%
Infosys Limited	3.01%
Bharti Airtel Limited	2.89%
Multi Commodity Exchange of India Limited	2.47%
Coforge Limited	2.10%
State Bank of India	2.02%
ETERNAL Limited	1.95%
Axis Bank Limited	1.84%

Industry - Allocation	% to net assets
Banks	15.35%
IT - Software	10.40%
Finance	6.95%
Capital Markets	5.23%
Electrical Equipment	5.07%
Pharmaceuticals & Biotechnology	3.87%
Auto Components	3.68%
Automobiles	3.46%
Petroleum Products	3.35%
Retailing	3.00%

<sup>1</sup> As per clause 1.9 of the SEBI Master Circular dated June 27, 2024, on 'Guiding Principles for bringing uniformity in Benchmarks of Mutual Fund Schemes' has introduced two-tiered structure for benchmarking of certain categories of schemes. Accordingly, the benchmark has been classified as Tier 1 benchmark effective from 01 December 2021. ^Abhishek Gupta Effective 01 Mar 2024. Total Schemes Managed – 4;. #Mayank Chaturvedi Effective 01 Oct 2025. Total Schemes Managed – 20. # Mayank Chaturvedi shall be the fund manager for investments in foreign securities (wherever applicable) for all the schemes of HSBC Mutual Fund. w.e.f. October 01, 2025. &For disclosure of quarterly AUM/AAUM and AUM by geography, please visit our website <https://www.assetmanagement.hsbc.co.in/en/mutual-funds/investor-resources/information-library#&accordion1446811090=4>. Note: The sector(s)/stock(s)/issuer(s) mentioned in this document do not constitute any research report nor it should be considered as an investment research, investment recommendation or advice to any reader of this content to buy or sell any stocks / investments. The Fund/portfolio may or may not have any existing / future position in these sector(s)/stock(s)/issuer(s). #From March 1st 2024, ). Source – Bloomberg, HSBC Mutual Fund. Note – Details provided above is as on 30 November 2025 or as latest available. Views provided above are based on information available in public domain at this moment and subject to change. Investors should not consider the same as investment advice. Please consult your financial advisor for all your investment decision. ). Source – Bloomberg, HSBC Mutual Fund. Note – Details provided above is as on 30 November 2025 or as latest available. Views provided above are based on information available in public domain at this moment and subject to change. Investors should not consider the same as investment advice. Please consult your financial advisor for all your investment decision. Data as on 30 November 2025, HSBC Mutual Fund



# HSBC Focused Fund (HFOF)

(An open ended equity scheme investing in maximum 30 stocks across market caps (i.e. Multi-Cap)

9

## Fund snapshot

Fund Category	Fund Manager	Benchmark <sup>1</sup>	Inception Date	AUM <sup>&amp;</sup>
Focused	Neelotpal Sahai <sup>^</sup> , Sonal Gupta <sup>#</sup> and Mayank Chaturvedi <sup>@</sup>	Nifty 500 TRI	22 July 2020	Rs. 1,723.43 Cr

### Why HSBC Focused Fund?

- To seek long term growth from an actively managed portfolio comprising of up to 30 companies across market capitalization (i.e. Multi Caps)
- Our portfolio is a high-conviction portfolio which is positioned for stocks with earnings visibility in the near term and growth in medium to long term.
- Profit pool consolidation with dominant players to continue and disruption to accelerate this shift.

### Fund approach

- The fund follows a flexi-cap strategy with a flexibility to invest across the market capitalization spectrum and sectors.
- Blended style and Concentrated portfolio following DSR framework (DSR - Dominant players + Sustainable profitability + Reasonable valuations = DSR portfolio framework)
- Stock selection focuses on earnings growth trajectory and within that, the emphasis lies on earnings surprises.
- Earnings visibility and relative earnings growth are the key criteria of stock selection.
- Selection based on the investment analysis of business cycles, regulatory reforms, competitive advantages and more
- Portfolio construction is through bottom-up stock selection and there is an emphasis on sustainable earnings growth, relative earnings and earnings surprises.

### Investment Objective

- To seek long term capital growth through investments in a concentrated portfolio of equity & equity related instruments of up to 30 companies across market capitalization. However, there is no assurance that the investment objective of the Scheme will be achieved.

### Portfolio % to net assets

HDFC Bank Limited	9.35%
ICICI Bank Limited	8.86%
Infosys Limited	4.98%
Shriram Finance Limited	4.94%
Multi Commodity Exchange of India Limited	4.38%
Nippon Life India Asset Management Limited	4.32%
KEI Industries Limited	4.21%
GE Vernova T&D India Limited	4.18%
Ashok Leyland Limited	3.67%
TVS Motor Company Limited	3.48%

### Industry - Allocation % to net assets

Banks	18.21%
Capital Markets	8.70%
Finance	8.06%
Pharmaceuticals & Biotechnology	7.46%
Retailing	6.77%
Consumer Durables	6.24%
Reverse Repos/TREPS	6.20%
IT - Software	4.98%
Industrial Products	4.21%
Electrical Equipment	4.18%

<sup>1</sup> As per clause 1.9 of the SEBI Master Circular dated June 27, 2024, on 'Guiding Principles for bringing uniformity in Benchmarks of Mutual Fund Schemes' has introduced two-tiered structure for benchmarking of certain categories of schemes. Accordingly, the benchmark has been classified as Tier 1 benchmark effective from 01 December 2021. <sup>^</sup> Neelotpal Sahai Effective 29 Jul 2020. Total Schemes Managed – 3; <sup>#</sup> Mayank Chaturvedi Effective 01 Oct 2025. Total Schemes Managed – 20. <sup>@</sup> Mayank Chaturvedi shall be the fund manager for investments in foreign securities (wherever applicable) for all the schemes of HSBC Mutual Fund. w.e.f. October 01, 2025. <sup>&</sup> For disclosure of quarterly AUM/AAUM and AUM by geography, please visit our website <https://www.assetmanagement.hsbc.co.in/en/mutual-funds/investor-resources/information-library/#&accordion1446811090=4>. **Note:** The sector(s)/stock(s)/issuer(s) mentioned in this document do not constitute any research report nor it should be considered as an investment research, investment recommendation or advice to any reader of this content to buy or sell any stocks / investments. The Fund/portfolio may or may not have any existing / future position in these sector(s)/stock(s)/issuer(s). ). Source – Bloomberg, HSBC Mutual Fund. Note – Details provided above is as on 30 November 2025 or as latest available. Views provided above are based on information available in public domain at this moment and subject to change. Investors should not consider the same as investment advice. Please consult your financial advisor for all your investment decision. Data as on 30 November 2025, HSBC Mutual Fund

# HSBC Business Cycles Fund (HBCF)

(An open ended equity scheme following business cycles based investing theme)

10

## Fund snapshot

Fund Category	Fund Manager	Benchmark <sup>1</sup>	Inception Date	AUM <sup>&amp;</sup>
Thematic Fund	Gautam Bhupal <sup>^</sup> and Mayank Chaturvedi <sup>#</sup>	NIFTY 500 TRI	20 Aug 2014	Rs. 1,152.07 Cr

### Why HSBC Business Cycle Fund?

- Aim to build a portfolio of predominantly equities with focus on riding business cycles
- Dynamic allocation between cyclical and defensive sectors and stocks at different stages of business cycles in the economy

### Fund approach

- The fund focuses on riding business cycles by strategically changing allocation between various sectors and stocks at different stages of business cycle in the economy
- The fund has the flexibility to invest across the market capitalization spectrum.
- Within a sector, the fund prefers dominant and scalable businesses available at reasonable valuations.

- The investment objective of the Scheme is to seek to generate long-term capital appreciation from a portfolio of Indian market with focus on riding business cycles in different stages of business cycles in the economy. The Scheme could also additionally invest in Foreign Securities. There is no assurance that the objective of the Scheme will be realised and the Scheme does not assure or guarantee any returns.

### Investment Objective

Portfolio	% to net assets
Multi Commodity Exchange of India Limited	6.22%
Reliance Industries Limited	5.47%
ICICI Bank Limited	5.12%
HDFC Bank Limited	4.32%
Hindustan Aeronautics Limited	2.52%
Bharat Electronics Limited	2.41%
Ahlwalia Contracts (India) Limited	2.37%
Larsen & Toubro Limited	2.35%
Swiggy Limited	2.09%
Kotak Mahindra Bank Limited	2.03%

Industry - Allocation	% to net assets
Banks	14.94%
Capital Markets	8.30%
Construction	7.76%
Retailing	6.51%
Aerospace & Defense	6.22%
Reverse Repos/TREPS	5.90%
Petroleum Products	5.47%
Finance	4.91%
Electrical Equipment	4.89%
Industrial Products	4.85%

<sup>1</sup> As per clause 1.9 of the SEBI Master Circular dated June 27, 2024, on 'Guiding Principles for bringing uniformity in Benchmarks of Mutual Fund Schemes' has introduced two-tiered structure for benchmarking of certain categories of schemes. Accordingly, the benchmark has been classified as Tier 1 benchmark effective from 01 December 2021. <sup>^</sup> Gautam Bhupal Effective 01 Jun 2023. Total Schemes Managed - 7; <sup>#</sup> Mayank Chaturvedi Effective 01 Oct 2025. Total Schemes Managed - 20. <sup>#</sup> Mayank Chaturvedi shall be the fund manager for investments in foreign securities (wherever applicable) for all the schemes of HSBC Mutual Fund. w.e.f. October 01, 2025. <sup>&</sup>For disclosure of quarterly AUM/AAUM and AUM by geography, please visit our website <https://www.assetmanagement.hsbc.co.in/en/mutual-funds/investor-resources/information-library#&accordion1446811090=4>. **Note:** The sector(s)/stock(s)/issuer(s) mentioned in this document do not constitute any research report nor it should be considered as an investment research, investment recommendation or advice to any reader of this content to buy or sell any stocks / investments. The Fund/portfolio may or may not have any existing / future position in these sector(s)/stock(s)/issuer(s). Source – Bloomberg, HSBC Mutual Fund. Note – Details provided above is as on 30 November 2025 or as latest available. Views provided above are based on information available in public domain at this moment and subject to change. Investors should not consider the same as investment advice. Please consult your financial advisor for all your investment decision. Data as on 30 November 2025, HSBC Mutual Fund

# HSBC Value Fund (HVAF)

(An open ended equity scheme following a value investment strategy)

11

## Fund snapshot

Fund Category	Fund Manager	Benchmark <sup>1</sup>	Inception Date	AUM <sup>&amp;</sup>
Value	Venugopal Manghat <sup>^</sup> and Mayank Chaturvedi <sup>#</sup>	Nifty 500 TRI	8 Jan 2010	Rs. 14,553.04 Cr

### Why HSBC Value Fund?

- For those who seek for Long term capital appreciation through an exposure to value style companies
- The fund aims to identify undervalued stocks having the potential to deliver long term risk-adjusted returns
- The fund will focus on undervalued stocks which the Fund Managers believe are trading at less than their assessed values

### Fund approach

- Diversified equity fund with strong value bias that aims to deliver long term reasonable risk adjusted returns
- Value style (Market price < Intrinsic value of stock) and Bottom-up approach with aim to invest across market caps and sectors
- Focus on identifying valuation anomalies versus the economic potential of the business over the medium term
- Aims to minimize portfolio risk by investing in quality companies, monitoring corporate fundamentals closely
- The fund looks to invest in fundamentally strong companies that the fund manager believes are trading at less than their assessed values thus offering higher upside potential
- This approach not only helps in identifying undervalued stocks but also factor-in the risk elements while picking stocks

### Investment Objective

- The investment objective of the Scheme is to generate long-term capital appreciation from a diversified portfolio of predominantly equity and equity related securities, in the Indian markets with higher focus on undervalued securities. The Scheme could also additionally invest in Foreign Securities in international markets.

Portfolio	% to net assets
HDFC Bank Limited	4.22%
Multi Commodity Exchange of India Limited	4.13%
State Bank of India	3.59%
Reliance Industries Limited	2.98%
ICICI Bank Limited	2.94%
Hero MotoCorp Limited	2.93%
Mahindra & Mahindra Limited	2.82%
Karur Vysya Bank Limited	2.69%
Shriram Finance Limited	2.63%
Federal Bank Limited	2.49%

Industry – Allocation	% to net assets
Banks	24.40%
Finance	7.69%
Automobiles	6.71%
IT - Software	6.63%
Petroleum Products	5.31%
Construction	5.08%
Capital Markets	4.68%
Textiles & Apparels	3.39%
Realty	3.21%
Industrial Products	2.94%

<sup>1</sup> As per clause 1.9 of the SEBI Master Circular dated June 27, 2024, on 'Guiding Principles for bringing uniformity in Benchmarks of Mutual Fund Schemes' has introduced two-tiered structure for benchmarking of certain categories of schemes. Accordingly, the benchmark has been classified as Tier 1 benchmark effective from 01 December 2021. <sup>^</sup> Venugopal Manghat Effective 24 Nov 2012. Total Schemes Managed - 4; <sup>#</sup> Mayank Chaturvedi Effective 01 Oct 2025. Total Schemes Managed – 20. <sup>&</sup> Mayank Chaturvedi shall be the fund manager for investments in foreign securities (wherever applicable) for all the schemes of HSBC Mutual Fund. w.e.f. October 01, 2025. <sup>&</sup>For disclosure of quarterly AUM/AAUM and AUM by geography, please visit our website <https://www.assetmanagement.hsbc.co.in/en/mutual-funds/investor-resources/information-library#&accordion1446811090=4>.

**Note:** The sector(s)/stock(s)/issuer(s) mentioned in this document do not constitute any research report nor it should be considered as an investment research, investment recommendation or advice to any reader of this content to buy or sell any stocks / investments. The Fund/portfolio may or may not have any existing / future position in these sector(s)/stock(s)/issuer(s). ). Source – Bloomberg, HSBC Mutual Fund. Note – Details provided above is as on 30 November 2025 or as latest available. Views provided above are based on information available in public domain at this moment and subject to change. Investors should not consider the same as investment advice. Please consult your financial advisor for all your investment decision. Data as on 30 November 2025, HSBC Mutual Fund

# HSBC ELSS Tax Saver Fund (HELF)

(An open ended equity linked saving scheme with a statutory lock in of 3 years and tax benefit)

12

## Fund snapshot

Fund Category	Fund Manager	Benchmark <sup>1</sup>	Inception Date	AUM <sup>&amp;</sup>
Equity Linked Savings Scheme	Abhishek Gupta <sup>^</sup> and Mayank Chaturvedi <sup>#</sup>	NIFTY 500 TRI	27 Feb 2006	Rs. 4,184.33 Cr

### Why HSBC ELSS Tax Saver Fund?

- To save taxes under Section 80C of Income Tax Act\*
- The scheme focuses on delivering risk-adjusted performance over the long term coupled with tax saving under section 80C makes it an investment option for long term investors
- The fund has a proven long-term track record across various time periods / market cycles
- To create a corpus through generating inflation-adjusted returns aim to cater to long-term goals

### Fund approach

- The Scheme seeks to add the opportunities that the market presents, without any sector/cap bias
- No cap bias: It will seek to identify the best stocks at a point in time, regardless of any market cap bias.
- The fund focuses on bottom-up stock picking (i.e. focusing solely on prospects of individual stocks) as opposed to a top-down approach (i.e. predicting macro-economic and political trends, themes/sectors and taking investment decisions based on them)
- The 3 year lock-in helps the fund manager take positions in stocks with longer term potential
- The fund with its flexible investment approach of investing across the market spectrum, has stood the test of time and has a proven track record of over 10 years

### Investment Objective

- The investment objective of the Scheme is to generate long-term capital growth from a diversified portfolio of predominantly equity and equity-related securities. There is no assurance that the objective of the Scheme will be realised and the Scheme does not assure or guarantee any returns. For defensive considerations and/or managing liquidity, the Scheme may also invest in money market instruments.

Portfolio	% to net assets
HDFC Bank Limited	5.34%
ICICI Bank Limited	3.84%
Reliance Industries Limited	3.57%
Infosys Limited	2.89%
Larsen & Toubro Limited	2.62%
Bharti Airtel Limited	2.35%
ETERNAL Limited	2.26%
Shriram Finance Limited	2.13%
Avalon Technologies Limited	2.12%
Persistent Systems Limited	2.02%

Industry - Allocation	% to net assets
Banks	16.33%
IT - Software	9.69%
Electrical Equipment	8.27%
Finance	6.41%
Consumer Durables	6.23%
Auto Components	4.71%
Retailing	4.21%
Construction	3.62%
Petroleum Products	3.57%
Automobiles	3.26%

<sup>1</sup> As per clause 1.9 of the SEBI Master Circular dated June 27, 2024, on 'Guiding Principles for bringing uniformity in Benchmarks of Mutual Fund Schemes' has introduced two-tiered structure for benchmarking of certain categories of schemes. Accordingly, the benchmark has been classified as Tier 1 benchmark effective from 01 December 2021. <sup>\*</sup> Abhishek Gupta Effective 01 Mar 2024. Total Schemes Managed - 4; <sup>#</sup> Mayank Chaturvedi Effective 01 Oct 2025. Total Schemes Managed - 20. <sup>#</sup> Mayank Chaturvedi shall be the fund manager for investments in foreign securities (wherever applicable) for all the schemes of HSBC Mutual Fund. w.e.f. October 01, 2025. <sup>&</sup>For disclosure of quarterly AUM/AAUM and AUM by geography, please visit our website <https://www.assetmanagement.hsbc.co.in/en/mutual-funds/investor-resources/information-library/#&accordion1446811090=4>. **Note:** The sector(s)/stock(s)/issuer(s) mentioned in this document do not constitute any research report nor it should be considered as an investment research, investment recommendation or advice to any reader of this content to buy or sell any stocks / investments. The Fund/portfolio may or may not have any existing / future position in these sector(s)/stock(s)/issuer(s). \* Investors should consult their tax consultant if in doubt about whether the product is suitable for them. ). Source – Bloomberg, HSBC Mutual Fund. Note – Details provided above is as on 30 November 2025 or as latest available. Views provided above are based on information available in public domain at this moment and subject to change. Investors should not consider the same as investment advice. Please consult your financial advisor for all your investment decision. Data as on 30 November 2025, HSBC Mutual Fund



# HSBC Infrastructure Fund (HINF)

(An open-ended equity Scheme following Infrastructure theme)

13

## Fund snapshot

Fund Category	Fund Manager	Benchmark <sup>1</sup>	Inception Date	AUM <sup>&amp;</sup>
Thematic Fund	Venugopal Manghat <sup>^</sup> , Gautam Bhupal <sup>@</sup> and Mayank Chaturvedi <sup>#</sup>	NIFTY Infrastructure TRI	27 Sep 2007	Rs. 2,312.70 Cr

### Why HSBC Infrastructure Fund?

- To create wealth over a long-term from the infrastructure growth in India
- Aim to create a corpus through generating inflation-adjusted returns to cater to long-term goals

### Fund approach

- The fund is a thematic fund primarily investing in Infrastructure companies
- It's a flexi-cap strategy with a flexibility to invest across the market capitalization spectrum
- Fund mostly follows bottom-up approach for stock selection

### Investment Objective

- To generate long term capital appreciation from an actively managed portfolio of equity and equity related securities by investing predominantly in equity and equity related securities of companies engaged in or expected to benefit from growth and development of Infrastructure in India. However, there can be no assurance or guarantee that the investment objective of the scheme would be achieved.

Portfolio	% to net assets
Bharti Airtel Limited	9.69%
NTPC Limited	8.28%
Larsen & Toubro Limited	7.25%
Bharat Electronics Limited	7.21%
Reliance Industries Limited	7.17%
UltraTech Cement Limited	3.96%
Hindustan Aeronautics Limited	3.53%
Aditya Birla Real Estate Limited	2.42%
Power Finance Corporation Limited	2.33%
InterGlobe Aviation Limited	2.10%

Industry - Allocation	% to net assets
Electrical Equipment	12.43%
Aerospace & Defense	12.30%
Construction	12.08%
Industrial Products	9.93%
Telecom - Services	9.69%
Power	8.79%
Petroleum Products	8.67%
Industrial Manufacturing	4.73%
Cement & Cement Products	3.96%
Consumer Durables	3.73%

<sup>1</sup> As per clause 1.9 of the SEBI Master Circular dated June 27, 2024, on 'Guiding Principles for bringing uniformity in Benchmarks of Mutual Fund Schemes' has introduced two-tiered structure for benchmarking of certain categories of schemes. Accordingly, the benchmark has been classified as Tier 1 benchmark effective from 01 December 2021. <sup>^</sup> Venugopal Manghat Effective 17 Dec 2019. Total Schemes Managed - 4; <sup>@</sup> Gautam Bhupal Effective 26 Nov 2022. Total Schemes Managed - 7; <sup>#</sup> Mayank Chaturvedi Effective 01 Oct 2025. Total Schemes Managed - 20. <sup>#</sup> Mayank Chaturvedi shall be the fund manager for investments in foreign securities (wherever applicable) for all the schemes of HSBC Mutual Fund. w.e.f. October 01, 2025. <sup>&</sup>For disclosure of quarterly AUM/AAUM and AUM by geography, please visit our website <https://www.assetmanagement.hsbc.co.in/en/mutual-funds/investor-resources/information-library#&accordion1446811090=4>. **Note:** The sector(s)/stock(s)/issuer(s) mentioned in this document do not constitute any research report nor it should be considered as an investment research, investment recommendation or advice to any reader of this content to buy or sell any stocks / investments. The Fund/portfolio may or may not have any existing / future position in these sector(s)/stock(s)/issuer(s). ). Source – Bloomberg, HSBC Mutual Fund. Note – Details provided above is as on 30 November 2025 or as latest available. Views provided above are based on information available in public domain at this moment and subject to change. Investors should not consider the same as investment advice. Please consult your financial advisor for all your investment decision. Data as on 30 November 2025, HSBC Mutual Fund

# HSBC Aggressive Hybrid Fund (HAHF)

(An open ended hybrid scheme investing predominantly in equity and equity related instruments)

14

## Fund snapshot

Fund Category	Fund Manager	Benchmark <sup>1</sup>	Inception Date	AUM <sup>&amp;</sup>
Aggressive Hybrid Fund	Gautam Bhupal <sup>~</sup> , Shriram Ramanathan <sup>§</sup> , Mohd. Asif Rizwi <sup>@</sup> and Mayank Chaturvedi <sup>#</sup>	Nifty 50 Hybrid Composite Debt 65:35 Index	7 Feb 2011	Rs. 5,650.04 Cr

### Why HSBC Aggressive Hybrid Fund?

- To seek opportunity from both asset classes of equity and fixed income for an optimal asset-allocation portfolio
- Aim to seek a balance between long term growth and stability from an actively managed portfolio of equity and equity related securities and fixed income instruments
- Maintains a minimum of 65% allocation to equity and equity related securities and at least 20% allocation to fixed income securities including money market instruments
- Aim to create a corpus through generating inflation-adjusted returns to cater to long-term goals

### Fund approach

- Invests 65-80% in equity and equity related securities and 20-35% in debt and money market securities
- Focus on investing in fundamentally strong businesses at a valuation level that offers adequate margin of safety
- Bottom-up stock selection using our proprietary investment approach
- Flexible equity investment approach to help capitalize on opportunities across the market spectrum
- For fixed income allocation, focus is on maintaining high credit quality portfolio
- Strong risk management framework - a well-diversified portfolio with focus on managing portfolio risks

### Investment Objective

- To seek long term capital growth and income through investments in equity and equity related securities and fixed income instruments. However, there is no assurance that the investment objective of the Scheme will be achieved.

<sup>1</sup> As per clause 1.9 of the SEBI Master Circular dated June 27, 2024, on 'Guiding Principles for bringing uniformity in Benchmarks of Mutual Fund Schemes' has introduced two-tiered structure for benchmarking of certain categories of schemes. Accordingly, the benchmark has been classified as Tier 1 benchmark effective from 01 December 2021. <sup>~</sup> Gautam Bhupal Effective 01 Oct 2023. Total Schemes Managed – 7; <sup>§</sup> Shriram Ramanathan Effective 30 May 2016. Total Schemes Managed – 9; <sup>@</sup> Mohd Asif Rizwi Effective 01 May 2024. Total Schemes Managed – 15; <sup>#</sup> Mayank Chaturvedi Effective 01 Oct 2025. Total Schemes Managed – 20. <sup>&</sup> Mayank Chaturvedi shall be the fund manager for investments in foreign securities (wherever applicable) for all the schemes of HSBC Mutual Fund. w.e.f. October 01, 2025. Please refer notice cum addendum dated April 30, 2024. <sup>\*</sup>For disclosure of quarterly AUM/AAUM and AUM by geography, please visit our website <https://www.assetmanagement.hsbc.co.in/en/mutual-funds/investor-resources/information-library#&accordion1446811090=4>.

**Note:** The sector(s)/stock(s)/issuer(s) mentioned in this document do not constitute any research report nor it should be considered as an investment research, investment recommendation or advice to any reader of this content to buy or sell any stocks / investments. The Fund/portfolio may or may not have any existing / future position in these sector(s)/stock(s)/issuer(s). ). Source – Bloomberg, HSBC Mutual Fund. Note – Details provided above is as on 30 November 2025 or as latest available. Views provided above are based on information available in public domain at this moment and subject to change. Investors should not consider the same as investment advice. Please consult your financial advisor for all your investment decision. Data as on 30 November 2025, HSBC Mutual Fund

Portfolio	% to net assets
ETERNAL Limited	5.45%
Mahindra & Mahindra Limited	4.82%
HDFC Bank Limited	3.60%
ICICI Bank Limited	3.38%
GE Vernova T&D India Limited	3.29%
Karur Vysya Bank Limited	2.52%
Bharat Electronics Limited	2.41%
Hero MotoCorp Limited	2.20%
CG Power and Industrial Solutions Limited	2.11%
Radico Khaitan Limited	1.73%

Industry - Allocation	% to net assets
Debt Instrument	17.94%
Banks	9.92%
Electrical Equipment	8.70%
Automobiles	7.75%
Retailing	7.45%
Government Securities	5.61%
Capital Markets	4.91%
Aerospace & Defense	4.62%
IT - Software	4.36%
Consumer Durables	4.32%

# HSBC Balanced Advantage Fund (HBAF)

(An open ended dynamic asset allocation fund)

15

## Fund snapshot

Fund Category	Fund Manager	Benchmark <sup>1</sup>	Inception Date	AUM <sup>&amp;</sup>
Balanced Hybrid Fund	Neelotpal Sahai <sup>^</sup> , Mahesh Chhabria <sup>§</sup> , Mohd. Asif Rizwi <sup>@</sup> , Praveen Ayathan <sup>^^</sup> , Prakriti Banka <sup>~</sup> and Mayank Chaturvedi <sup>#</sup>	NIFTY 50 Hybrid Composite Debt 50:50 Index	7 Feb 2011	Rs. 1,591.48 Cr

### Why HSBC Balanced Advantage Fund?

- Asset allocation between equity and debt depending on prevailing market and economic conditions
- Aims to build a portfolio of companies diversified across major industries, economic sectors and market capitalization that offer an acceptable risk reward balance
- Investment in debt securities will be guided by credit quality, liquidity, interest rates and their outlook
- To grab opportunity from both asset classes of equity and fixed income for an optimal asset-allocation portfolio
- Aim to create a corpus through generating inflation-adjusted returns to cater to long-term goals

### Fund approach

- The fund may help investors participate in the long term growth potential of equities but with a much lower short term volatility
- The Fund helps in systematically managing equity allocation based on valuations and keep emotions away from asset allocation decisions
- History suggests that sharp corrections in the market typically occur when equity valuations are expensive. Due to the fund's strategy of maintaining low equity allocation at higher valuation levels, it may help reduce downside significantly during such market corrections
- Potential to improve risk adjusted return for medium to long term investors; active stock picking approach for equity allocation
- The Fund provides a tax efficient and cost efficient dynamic asset allocation solution – taxation similar to equity oriented schemes

### Investment Objective

- To seek long term capital growth and income through investments in equity and equity related securities and fixed income instruments. There is no assurance that the objective of the Scheme will be realised and the Scheme does not assure or guarantee any returns.

Portfolio	% to Net Assets	% to Net Assets(Hedged)	% to Net Assets(Unhedged)
ICICI Bank Limited	7.17%	3.68%	3.49%
HDFC Bank Limited	5.32%	1.52%	3.80%
Axis Bank Limited	5.21%	5.21%	0.00%
Aurobindo Pharma Limited	2.85%	2.85%	0.00%
Tata Power Company Limited	2.54%	2.54%	0.00%
Reliance Industries Limited	2.15%	0.00%	2.15%
ITC Limited	1.98%	1.98%	0.00%
Infosys Limited	1.96%	0.00%	1.96%
Shriram Finance Limited	1.87%	0.00%	1.87%
Kotak Mahindra Bank Limited	1.85%	1.85%	0.00%
Industry - Allocation	% to net assets		
Banks			21.71%
Debt Instrument			15.17%
Government Securities			14.52%
Pharmaceuticals & Biotechnology			6.11%
Retailing			3.59%
IT - Software			3.57%
Finance			3.44%
Power			3.16%
Beverages			3.04%
Diversified FMCG			2.75%

<sup>1</sup> As per clause 1.9 of the SEBI Master Circular dated June 27, 2024, on 'Guiding Principles for bringing uniformity in Benchmarks of Mutual Fund Schemes' has introduced two-tiered structure for benchmarking of certain categories of schemes. Accordingly, the benchmark has been classified as Tier 1 benchmark effective from 01 December 2021. <sup>^</sup> Neelotpal Sahai Effective 26 Nov 2022. Total Schemes Managed - 3; <sup>§</sup> Mahesh Chhabria Effective 15 Jul 2023. Total Schemes Managed - 16; <sup>@</sup> Mohd. Asif Rizwi Effective 01 Feb 2025. Total Schemes Managed - 15; <sup>^^</sup> Praveen Ayathan Effective 01 Oct 2023. Total Schemes Managed - 5; <sup>~</sup> Prakriti Banka Effective 01 Oct 2025. Total Schemes Managed - 5; <sup>#</sup> Mayank Chaturvedi Effective 01 Oct 2025. Total Schemes Managed - 20. <sup>#</sup> Mayank Chaturvedi shall be the fund manager for investments in foreign securities (wherever applicable) for all the schemes of HSBC Mutual Fund. w.e.f. October 01, 2025. <sup>&</sup>For disclosure of quarterly AUM/AAUM and AUM by geography, please visit our website <https://www.assetmanagement.hsbc.co.in/en/mutual-funds/investor-resources/information-library#&accordion1446811090=4>. **Note:** The sector(s)/stock(s)/issuer(s) mentioned in this document do not constitute any research report nor it should be considered as an investment research, investment recommendation or advice to any reader of this content to buy or sell any stocks / investments. The Fund/portfolio may or may not have any existing / future position in these sector(s)/stock(s)/issuer(s). Source – Bloomberg, HSBC Mutual Fund. Note – Details provided above is as on 30 November 2025 or as latest available. Views provided above are based on information available in public domain at this moment and subject to change. Investors should not consider the same as investment advice. Please consult your financial advisor for all your investment decision. Data as on 30 November 2025, HSBC Mutual Fund

# HSBC Nifty 50 Index Fund (HNIF)

(An open ended Equity Scheme tracking Nifty 50 Index)

## Fund snapshot

Fund Category	Fund Manager	Benchmark <sup>1</sup>	Inception Date	AUM <sup>&amp;</sup>
Index Fund	Praveen Ayathan <sup>^</sup> and Rajeesh Nair <sup>@</sup>	Nifty 50 TRI	15 Apr 2020	Rs. 373.03 Cr

### Why Nifty 50 Index Fund ?

- The scheme will adopt a passive investment strategy
- Invests in stocks comprising the Nifty 50 index in the same proportion as in the index with the objective of achieving returns equivalent to the Total Returns Index of Nifty 50 index by minimizing the performance difference between the benchmark index and the scheme
- The Total Returns Index is an index that reflects the returns on the index from index gain/ loss plus dividend payments by the constituent stocks
- Aim to create a corpus through generating inflation-adjusted returns to cater to long-term goals

### Investment Objective

- The scheme will adopt a passive investment strategy. The scheme will invest in stocks comprising the Nifty 50 index in the same proportion as in the index with the objective of achieving returns equivalent to the Total Returns Index of Nifty 50 index by minimizing the performance difference between the benchmark index and the scheme. The Total Returns Index is an index that reflects the returns on the index from index gain/ loss plus dividend payments by the constituent stocks. There is no assurance that the investment objective of the scheme will be realized.

<sup>1</sup> As per clause 1.9 of the SEBI Master Circular dated June 27, 2024, on 'Guiding Principles for bringing uniformity in Benchmarks of Mutual Fund Schemes' has introduced two-tiered structure for benchmarking of certain categories of schemes. Accordingly, the benchmark has been classified as Tier 1 benchmark effective from 01 December 2021. <sup>^</sup> Praveen Ayathan Effective 15 Apr 2020. Total Schemes Managed – 5; <sup>@</sup> Rajeesh Nair Effective 01 Oct 2023. Total Schemes Managed – 2. <sup>&</sup> For disclosure of quarterly AUM/AAUM and AUM by geography, please visit our website <https://www.assetmanagement.hsbc.co.in/en/mutual-funds/investor-resources/information-library/#accordion1446811090=4>.

**Note:** The sector(s)/stock(s)/issuer(s) mentioned in this document do not constitute any research report nor it should be considered as an investment research, investment recommendation or advice to any reader of this content to buy or sell any stocks / investments. The Fund/portfolio may or may not have any existing / future position in these sector(s)/stock(s)/issuer(s). Data as on 30 November 2025, HSBC Mutual Fund. Refer to the Index disclaimer on last slide.

Portfolio	% to net assets
HDFC Bank Limited	12.89%
Reliance Industries Limited	8.89%
ICICI Bank Limited	8.30%
Bharti Airtel Limited	4.80%
Infosys Limited	4.71%
Larsen & Toubro Limited	4.00%
State Bank of India	3.40%
ITC Limited	3.26%
Axis Bank Limited	3.07%
Mahindra & Mahindra Limited	2.79%

Industry - Allocation	% to net assets
Banks	30.28%
IT - Software	10.24%
Petroleum Products	8.89%
Automobiles	6.81%
Finance	5.15%
Diversified FMCG	5.09%
Telecom - Services	4.80%
Construction	4.00%
Pharmaceuticals & Biotechnology	2.98%
Retailing	2.54%



# HSBC Nifty Next 50 Index Fund (HNNF)

(An open ended Equity Scheme tracking Nifty Next 50 Index)

## Fund snapshot

Fund Category	Fund Manager	Benchmark <sup>1</sup>	Inception Date	AUM <sup>&amp;</sup>
Index	Praveen Ayathan <sup>^</sup> and Rajeesh Nair <sup>@</sup>	Nifty Next 50 TRI	15 Apr 2020	Rs. 141.89 Cr

### Why Nifty Next 50 Index Fund ?

- The scheme will adopt a passive investment strategy
- Invests in stocks comprising the Nifty Next 50 index in the same proportion as in the index with the objective of achieving returns equivalent to the Total Returns Index of Nifty Next 50 index by minimizing the performance difference between the benchmark index and the scheme
- The Total Returns Index is an index that reflects the returns on the index from index gain/ loss plus dividend payments by the constituent stocks
- Aim to create a corpus through generating inflation-adjusted returns to cater to long-term goals

### Investment Objective

- The scheme will adopt a passive investment strategy. The scheme will invest in stocks comprising the Nifty Next 50 index in the same proportion as in the index with the objective of achieving returns equivalent to the Total Returns Index of Nifty Next 50 index by minimizing the performance difference between the benchmark index and the scheme. The Total Returns Index is an index that reflects the returns on the index from index gain/ loss plus dividend payments by the constituent stocks. There is no assurance that the investment objective of the scheme will be realized.

<sup>1</sup>As per clause 1.9 of the SEBI Master Circular dated June 27, 2024, on 'Guiding Principles for bringing uniformity in Benchmarks of Mutual Fund Schemes' has introduced two-tiered structure for benchmarking of certain categories of schemes. Accordingly, the benchmark has been classified as Tier 1 benchmark effective from 01 December 2021. <sup>^</sup> Praveen Ayathan Effective 15 Apr 2020. Total Schemes Managed – 5; <sup>@</sup> Rajeesh Nair Effective 01 Oct 2023. Total Schemes Managed – 2. <sup>&</sup>For disclosure of quarterly AUM/AAUM and AUM by geography, please visit our website <https://www.assetmanagement.hsbc.co.in/en/mutual-funds/investor-resources/information-library#&accordion1446811090=4>. **Note:** The sector(s)/stock(s)/issuer(s) mentioned in this document do not constitute any research report nor it should be considered as an investment research, investment recommendation or advice to any reader of this content to buy or sell any stocks / investments. The Fund/portfolio may or may not have any existing / future position in these sector(s)/stock(s)/issuer(s). Refer to the Index disclaimer on last slide.

Data as on 30 November 2025, HSBC Mutual Fund

Portfolio	% to net assets
Hindustan Aeronautics Limited	3.81%
Divi's Laboratories Limited	3.67%
Vedanta Limited	3.59%
TVS Motor Company Limited	3.53%
Cholamandalam Investment & Finance Company Limited	3.06%
Bharat Petroleum Corporation Limited	2.96%
Britannia Industries Limited	2.95%
Tata Power Company Limited	2.91%
The Indian Hotels Company Limited	2.79%
Varun Beverages Limited	2.73%
Industry - Allocation	% to net assets
Finance	11.25%
Power	9.75%
Pharmaceuticals & Biotechnology	6.30%
Banks	6.00%
Electrical Equipment	5.72%
Petroleum Products	5.62%
Automobiles	5.06%
Retailing	4.92%
Beverages	4.54%
Aerospace & Defense	3.81%

# HSBC Equity Savings Fund (HESF)

(An open ended scheme investing in equity, arbitrage and debt)

18

## Fund snapshot

Fund Category	Fund Manager	Benchmark <sup>1</sup>	Inception Date	AUM <sup>&amp;</sup>
Equity Savings	Cheenu Gupta <sup>^</sup> , Mahesh Chhabria <sup>^^</sup> , Mohd. Asif Rizwi <sup>@</sup> , Praveen Ayathan <sup>§</sup> , Mayank Chaturvedi <sup>#</sup>	NIFTY Equity Savings Index	18 Oct 2011	Rs. 786.83 Cr

### Why HSBC Equity Savings Fund?

- Investment predominantly in arbitrage opportunities in the cash and derivatives segments of the equity markets; and debt and money market instruments
- Aim to provide reasonable liquidity and risk adjusted performance in long term to suit the investor's requirements
- Maintains optimum allocation across arbitrage instruments

### Fund approach

- The fund aims to generate regular income by predominantly investing in arbitrage opportunities in the cash and derivatives segments of the equity markets and debt and money market instruments and to generate long-term capital appreciation through unhedged exposure to equity and equity related instruments.
- The arbitrage components in the portfolio of these schemes try to minimise the downside risk
- The fund manager can decide asset allocation between equity and debt depending on prevailing market and economic conditions as per indicative allocation given in the Scheme Information Document.

### Investment Objective

- The investment objective of the Scheme is to generate regular income by predominantly investing in arbitrage opportunities in the cash and derivatives segments of the equity markets and debt and money market instruments and to generate long-term capital appreciation through unhedged exposure to equity and equity related instruments. There is no assurance that the objective of the Scheme will be realised and the Scheme does not assure or guarantee any returns.

<sup>1</sup> As per clause 1.9 of the SEBI Master Circular dated June 27, 2024, on 'Guiding Principles for bringing uniformity in Benchmarks of Mutual Fund Schemes' has introduced two-tiered structure for benchmarking of certain categories of schemes. Accordingly, the benchmark has been classified as Tier 1 benchmark effective from 01 December 2021. <sup>#</sup> Mayank Chaturvedi shall be the fund manager for investments in foreign securities (wherever applicable) for all the schemes of HSBC Mutual Fund. w.e.f. October 01, 2025. <sup>^</sup> Cheenu Gupta Effective 02 Jul 2021. Total Schemes Managed - 5; <sup>^^</sup> Mahesh Chhabria Effective 15 Jul 2023. Total Schemes Managed - 16; <sup>@</sup> Mohd. Asif Rizwi Effective 01 Feb 2025. Total Schemes Managed - 15; <sup>§</sup> Praveen Ayathan Effective 01 Oct 2023. Total Schemes Managed - 5; <sup>#</sup> Mayank Chaturvedi Effective 01 Oct 2025. Total Schemes Managed - 20. <sup>&</sup>For disclosure of quarterly AUM/AAUM and AUM by geography, please visit our website <https://www.assetmanagement.hsbc.co.in/en/mutual-funds/investor-resources/information-library#&accordion1446811090=4>. **Note:** The sector(s)/stock(s)/issuer(s) mentioned in this document do not constitute any research report nor it should be considered as an investment research, investment recommendation or advice to any reader of this content to buy or sell any stocks / investments. The Fund/portfolio may or may not have any existing / future position in these sector(s)/stock(s)/issuer(s). ). Source – Bloomberg, HSBC Mutual Fund. Note – Details provided above is as on 30 November 2025 or as latest available. Views provided above are based on information available in public domain at this moment and subject to change. Investors should not consider the same as investment advice. Please consult your financial advisor for all your investment decision. Data as on 30 November 2025, HSBC Mutual Fund

Portfolio	% to Net Assets	% to Net Assets (Hedged)	% to Net Assets (Unhedged)
Bharti Airtel Limited	5.47%	3.73%	1.74%
ETERNAL Limited	3.62%	0.00%	3.62%
Jio Financial Services Limited	3.10%	3.10%	0.00%
State Bank of India	2.95%	2.95%	0.00%
FSN E-Commerce Ventures Limited	2.72%	0.00%	2.72%
Larsen & Toubro Limited	2.59%	0.00%	2.59%
Divi's Laboratories Limited	2.59%	1.11%	1.48%
Aditya Infotech Limited	2.49%	0.00%	2.49%
Axis Bank Limited	2.17%	2.17%	0.00%
ICICI Bank Limited	2.16%	2.16%	0.00%

	% to net assets
Banks	15.09%
Government Securities	13.92%
Debt Instrument	12.53%
Retailing	6.35%
Telecom - Services	5.47%
Pharmaceuticals & Biotechnology	5.18%
Finance	5.17%
Capital Markets	4.69%
Consumer Durables	3.85%
IT - Software	3.36%

# HSBC Arbitrage Fund (HATF)

(An open ended scheme investing in arbitrage opportunities)

19

## Fund snapshot

Fund Category	Fund Manager	Benchmark <sup>1</sup>	Inception Date	AUM <sup>&amp;</sup>
Arbitrage	Praveen Ayathan <sup>^</sup> , Mahesh Chhabria <sup>~</sup> and Mohd. Asif Rizwi <sup>@</sup>	Nifty 50 Arbitrage Index	30 June 2014	Rs. 2,326.90 Cr

### Why HSBC Arbitrage Fund?

- Investment predominantly in arbitrage opportunities in the cash and derivatives segments of the equity markets; and debt and money market instruments
- Aim to provide reasonable liquidity and risk adjusted performance to suit the investor's requirements
- Maintains optimum allocation across arbitrage instruments
- Aims to generate opportunity of reasonable returns over short to medium term

### Fund approach

- The fund in the current series as well have exposure in companies where the fund managers believes, dividend arbitrage opportunities can exists.
- The rest is invested in schemes of HSBC Mutual Fund, G-Secs/ TBILLS and CP/CD's (including for Margin Placements). The debt portion is actively managed but has a conservative maturity profile and a high quality focus: AAA/Sovereign/A1+ portfolio and no exposure to any low rated Debt Instruments or any Perpetual Bonds as on May 30, 2025.

### Investment Objective

- The investment objective of the Scheme is to seek to generate reasonable returns by predominantly investing in arbitrage opportunities in the cash and derivatives segments of the equity markets and by investing balance in debt and money market instruments. There is no assurance that the objective of the Scheme will be realised and the Scheme does not assure or guarantee any returns.

<sup>1</sup> As per clause 1.9 of the SEBI Master Circular dated June 27, 2024, on 'Guiding Principles for bringing uniformity in Benchmarks of Mutual Fund Schemes' has introduced two-tiered structure for benchmarking of certain categories of schemes. Accordingly, the benchmark has been classified as Tier 1 benchmark effective from 01 December 2021. <sup>^</sup> Praveen Ayathan Effective 30 Jun 2014. Total Schemes Managed - 5; <sup>~</sup> Mahesh Chhabria Effective 15 Jul 2023. Total Schemes Managed - 16; <sup>@</sup> Mohd. Asif Rizwi Effective 01 Feb 2025. Total Schemes Managed – 15.

<sup>&</sup>For disclosure of quarterly AUM/AAUM and AUM by geography, please visit our website <https://www.assetmanagement.hsbc.co.in/en/mutual-funds/investor-resources/information-library#&accordion1446811090=4>.

**Note:** The sector(s)/stock(s)/issuer(s) mentioned in this document do not constitute any research report nor it should be considered as an investment research, investment recommendation or advice to any reader of this content to buy or sell any stocks / investments. The Fund/portfolio may or may not have any existing / future position in these sector(s)/stock(s)/issuer(s). ). Source – Bloomberg, HSBC Mutual Fund. Note – Details provided above is as on 30 November 2025 or as latest available. Views provided above are based on information available in public domain at this moment and subject to change. Investors should not consider the same as investment advice. Please consult your financial advisor for all your investment decision. Data as on 30 November 2025, HSBC Mutual Fund

Portfolio	% to Net Assets	% to Net Assets(Hedged)	% to Net Assets(Unhedged)
HDFC Bank Limited	7.34%	7.34%	0.00%
ICICI Bank Limited	6.07%	6.07%	0.00%
ETERNAL Limited	5.98%	5.98%	0.00%
Reliance Industries Limited	4.33%	4.33%	0.00%
RBL Bank Limited	4.30%	4.30%	0.00%
Axis Bank Limited	3.59%	3.59%	0.00%
Samman Capital Limited	3.44%	3.44%	0.00%
PNB Housing Finance Limited	3.15%	3.15%	0.00%
Jio Financial Services Limited	2.35%	2.35%	0.00%
Marico Limited	1.82%	1.82%	0.00%

Industry - Allocation	% to net assets
Banks	27.84%
Internal - Mutual Fund Units	16.72%
Finance	12.03%
Debt Instrument	7.04%
Retailing	6.52%
Petroleum Products	4.66%
Pharmaceuticals & Biotechnology	2.93%
Ferrous Metals	2.09%
Agricultural Food & other Products	2.06%
Power	1.87%

# HSBC Consumption Fund

(An open ended equity scheme following consumption theme)

20

## Fund snapshot

Fund Category	Fund Manager	Benchmark <sup>1</sup>	Inception Date	AUM <sup>&amp;</sup>
Thematic Fund	Anish Goenka <sup>@</sup> , Mayank Chaturvedi <sup>#</sup>	Nifty India Consumption Index TRI	31 Aug 2023	Rs. 1,795.21 Cr

### Why HSBC Consumption Fund?

- The Fund may generate long-term capital growth from an actively managed portfolio of companies engaged in or expected to benefit from consumption.
- Mid and Small Cap stocks across consumption and consumption enablers expected to offer growth opportunity.
- Some of the sectors from the Consumption sectors have potential to offer consistent growth even in economic downturn.
- The fund with a minimum 80% weight in consumption and up to 20% outside consumption theme across sectors, offers high growth and consistency.

### Fund approach

- Actively managed portfolio of companies which may provide opportunity to get benefit from the consumption trend in India
- Minimum 80% of the portfolio will invest in sectors as per Consumption theme
- To gain from favorable market trend, the fund has the flexibility to invest upto 20% outside consumption theme across sectors
- Top-Down approach
- Macroeconomic factors
- Opportunities in industry/theme
- Investments will be pursued in sectors engaged in or expected to benefit from consumption based on the Investment Team's analysis of drivers of growth of these sectors
- Bottom-up approach - key to identifying Small and Mid Cap winners

### Investment Objective

- The investment objective of the Fund is to generate long-term capital growth from an actively managed portfolio of equity and equity related securities of companies engaged in or expected to benefit from consumption and consumption related activities. However, there can be no assurance or guarantee that the investment objective of the scheme will be achieved.

Portfolio	% to net assets
Bharti Airtel Limited	6.26%
Multi Commodity Exchange of India Limited	6.05%
ETERNAL Limited	5.20%
Maruti Suzuki India Limited	4.91%
Mahindra & Mahindra Limited	3.49%
Radico Khaitan Limited	3.47%
Varun Beverages Limited	3.43%
Titan Company Limited	3.40%
Godrej Consumer Products Limited	2.69%
Global Health Limited	2.67%

Industry - Allocation	% to net assets
Consumer Durables	18.66%
Automobiles	13.62%
Retailing	10.85%
Beverages	8.53%
Capital Markets	7.57%
Telecom - Services	6.26%
Leisure Services	5.93%
Healthcare Services	4.04%
Reverse Repos/TREPS	3.73%
Diversified FMCG	3.51%

<sup>1</sup> As per clause 1.9 of the SEBI Master Circular dated June 27, 2024, on 'Guiding Principles for bringing uniformity in Benchmarks of Mutual Fund Schemes' has introduced two-tiered structure for benchmarking of certain categories of schemes. Accordingly, the benchmark has been classified as Tier 1 benchmark effective from 01 December 2021. <sup>@</sup> Anish Goenka Effective 01 Oct 2023. Total Schemes Managed - 1; <sup>#</sup> Mayank Chaturvedi Effective 01 Oct 2025. Total Schemes Managed – 20. <sup>&</sup>For disclosure of quarterly AUM/AAUM and AUM by geography, please visit our website <https://www.assetmanagement.hsbc.co.in/en/mutual-funds/investor-resources/information-library#&accordion1446811090=4>. **Note:** The sector(s)/stock(s)/issuer(s) mentioned in this document do not constitute any research report nor it should be considered as an investment research, investment recommendation or advice to any reader of this content to buy or sell any stocks / investments. The Fund/portfolio may or may not have any existing / future position in these sector(s)/stock(s)/issuer(s). <sup>#</sup> Mayank Chaturvedi shall be the fund manager for investments in foreign securities (wherever applicable) for all the schemes of HSBC Mutual Fund. w.e.f. October 01, 2025. Source – Bloomberg, HSBC Mutual Fund. Note – Details provided above is as on 30 November 2025 or as latest available. Views provided above are based on information available in public domain at this moment and subject to change. Investors should not consider the same as investment advice. Please consult your financial advisor for all your investment decision. Data as on 30 November 2025, HSBC Mutual Fund



# HSBC Tax Saver Equity Fund (HTSF)

(An open ended equity linked saving scheme with a statutory lock in of 3 years and tax benefit)

21

## Fund snapshot

Fund Category	Fund Manager	Benchmark <sup>1</sup>	Inception Date	AUM <sup>&amp;</sup>
Equity Linked Savings Scheme	Gautam Bhupal <sup>^</sup> , Mayank Chaturvedi <sup>#</sup>	Nifty 500 TRI	5 Jan 2007	Rs. 245.87 Cr

### Why HSBC Tax Saver Equity Fund?

- To save taxes under Section 80C of Income Tax Act\*
- The investment approach is bottom-up stock picking. The Scheme seeks to add the opportunities that the market presents, without any sector/cap bias
- No cap bias: It will seek to identify the best stocks at a point in time, regardless of any market cap bias.
- To create a corpus through generating inflation-adjusted returns aim to cater to long-term goals

### Fund approach

- The fund aims for bottom-up investment approach for stocks' and companies' selection for a well-diversified quality portfolio
- The 3 year lock-in helps the fund manager take positions in stocks with longer term potential
- The scheme focuses on delivering risk-adjusted performance over the long term coupled with tax saving under section 80C makes it an investment option for long term investors

### Investment Objective

- To provide long term capital appreciation by investing in a diversified portfolio of equity & equity related instruments of companies across various sectors and industries, with no capitalisation bias. The Fund may also invest in fixed income securities. However, there can be no assurance or guarantee that the investment objective of the scheme would be achieved.

Portfolio	% to net assets
ICICI Bank Limited	7.05%
HDFC Bank Limited	5.68%
Multi Commodity Exchange of India Limited	5.42%
Reliance Industries Limited	4.79%
Bharti Airtel Limited	4.47%
Infosys Limited	3.97%
State Bank of India	3.42%
TVS Motor Company Limited	3.31%
PB Fintech Limited	2.97%
Dixon Technologies (India) Limited	2.77%

Industry - Allocation	% to net assets
Banks	20.22%
Consumer Durables	9.64%
Capital Markets	8.13%
Pharmaceuticals & Biotechnology	7.07%
Reverse Repos/TREPS	5.96%
IT - Software	4.96%
Petroleum Products	4.79%
Telecom - Services	4.47%
Retailing	3.83%
Industrial Products	3.59%

<sup>1</sup> As per clause 1.9 of the SEBI Master Circular dated June 27, 2024, on 'Guiding Principles for bringing uniformity in Benchmarks of Mutual Fund Schemes' has introduced two-tiered structure for benchmarking of certain categories of schemes. Accordingly, the benchmark has been classified as Tier 1 benchmark effective from 01 December 2021. <sup>^</sup> Gautam Bhupal Effective 23 Jul 2019. Total Schemes Managed – 7; <sup>#</sup> Mayank Chaturvedi Effective 01 Oct 2025. Total Schemes Managed – 20. <sup>&</sup> Mayank Chaturvedi shall be the fund manager for investments in foreign securities (wherever applicable) for all the schemes of HSBC Mutual Fund. w.e.f. October 01, 2025. <sup>&</sup>For disclosure of quarterly AUM/AAUM and AUM by geography, please visit our website <https://www.assetmanagement.hsbc.co.in/en/mutual-funds/investor-resources/information-library#&accordion1446811090=4>. **Note:** The sector(s)/stock(s)/issuer(s) mentioned in this document do not constitute any research report nor it should be considered as an investment research, investment recommendation or advice to any reader of this content to buy or sell any stocks / investments. The Fund/portfolio may or may not have any existing / future position in these sector(s)/stock(s)/issuer(s). Data as on 30 November 2025, HSBC Mutual Fund

# HSBC Multi Asset Allocation Fund

(An open ended scheme investing in Equity & Equity Related instruments, Debt & Money Market Securities and Gold / Silver ETFs)

22

## Fund snapshot

Fund Category	Fund Manager	Benchmark <sup>1</sup>	Inception Date	AUM <sup>&amp;</sup>
Multi Asset Allocation	Cheenu Gupta <sup>^</sup> , Mahesh Chhabria <sup>§</sup> , Mohd. Asif Rizwi <sup>@</sup> , Dipan Parikh <sup>~</sup> & Mayank Chaturvedi <sup>#</sup>	BSE 200 TRI (65%) + NIFTY Short Duration Debt Index (20%) + Domestic Price of Gold (10%) + Domestic Price of Silver (5%)	28-Feb-24	Rs. 2,474.50 Cr

### Why HSBC Multi Asset Allocation Fund?

- With an efficient asset allocation HSBC Multi Asset Allocation Fund aims to spread the risk across three major asset classes i.e. Equity, Debt and Gold/Silver risk to deliver fair risk adjusted growth in long run.
- The Fund typical equity allocation may range between 65% to 80%.
- The fund aims to follow blended i.e. Top-down + Bottom-up approach and blended Growth and Value style investing.
- Fund will take flexicap approach and invest across market caps based on prevailing valuation comfort
- General Debt allocation of the fund is likely to be around 10% to 25%.
- Aims to invest in high quality assets including GOI securities, Corporate bonds, Money market instruments to generate alpha with active duration management
- The fund also aims to allocate around 10% to 25% to Gold/Silver ETF to compensate for volatility and support long term growth.
- In case of extreme events the fund may explore Arbitrage opportunities to help reduce volatility and improve overall performance.
- Asset re-allocation could be undertaken basis changes in a market / asset class outlook of the Fund House.

### Investment Objective

- The aim of the fund is to generate long-term capital growth and generate income by investing in Equity & Equity Related instruments, Debt & Money Market Securities and Gold / Silver ETFs. However, there can be no assurance or guarantee that the investment objective of the scheme would be achieved.

Portfolio	% to net assets
ETERNAL Limited	5.79%
Bharti Airtel Limited	4.74%
HDFC Bank Limited	4.65%
Larsen & Toubro Limited	4.00%
FSN E-Commerce Ventures Limited	3.04%
ITC Limited	2.93%
GE Vernova T&D India Limited	2.89%
Ashok Leyland Limited	2.51%
Billionbrains Garage Ventures Limited	2.22%
Bharat Electronics Limited	2.16%

Industry - Allocation	% to net assets
Gold ETF	10.64%
Retailing	10.21%
Debt Instrument	8.66%
Banks	6.75%
Capital Markets	5.85%
Silver ETF	5.25%
Electrical Equipment	4.83%
Telecom - Services	4.74%
Construction	4.00%
Government Securities	3.30%

<sup>1</sup> As per clause 1.9 of the SEBI Master Circular dated June 27, 2024, on 'Guiding Principles for bringing uniformity in Benchmarks of Mutual Fund Schemes' has introduced two-tiered structure for benchmarking of certain categories of schemes. Accordingly, the benchmark has been classified as Tier 1 benchmark effective from 01 December 2021. <sup>^</sup> Cheenu Gupta Effective 28 Feb 2024. Total Schemes Managed – 5; <sup>§</sup> Mahesh Chhabria Effective 28 Feb 2024. Total Schemes Managed – 16; <sup>@</sup> Mohd. Asif Rizwi Effective 01 Feb 2025. Total Schemes Managed – 15; <sup>~</sup> Dipan Parikh Effective 28 Feb 2024. Total Schemes Managed – 1; <sup>#</sup> Mayank Chaturvedi Effective 01 Oct 2025. Total Schemes Managed – 20. <sup>#</sup> Mayank Chaturvedi shall be the fund manager for investments in foreign securities (wherever applicable) for all the schemes of HSBC Mutual Fund. w.e.f. October 01, 2025. <sup>&</sup> For disclosure of quarterly AUM/AAUM and AUM by geography, please visit our website <https://www.assetmanagement.hsbc.co.in/en/mutual-funds/investor-resources/information-library#&accordion1446811090=4>. **Note:** The sector(s)/stock(s)/issuer(s) mentioned in this document do not constitute any research report nor it should be considered as an investment research, investment recommendation or advice to any reader of this content to buy or sell any stocks / investments. The Fund/portfolio may or may not have any existing / future position in these sector(s)/stock(s)/issuer(s). ). Source – Bloomberg, HSBC Mutual Fund. Note – Details provided above is as on 30 November 2025 or as latest available. Views provided above are based on information available in public domain at this moment and subject to change. Investors should not consider the same as investment advice. Please consult your financial advisor for all your investment decision. Data as on 30 November 2025, HSBC Mutual Fund

# HSBC India Export Opportunities Fund

( An open ended equity scheme following export theme)

## Fund snapshot

Fund Category	Fund Manager	Benchmark <sup>1</sup>	Inception Date	AUM <sup>&amp;</sup>
Thematic Fund	Abhishek Gupta^, Siddharth Vora@ & Mayank Chaturvedi#	Nifty 500 TRI	25-Sep-24	Rs. 1,493.36 Cr

### Investment Objective

The investment objective of the scheme is to generate long-term capital growth from an actively managed portfolio of equity and equity related securities of companies engaged in or expected to benefit from export of goods or services. There is no assurance that the objective of the scheme will be realised and the scheme does not assure or guarantee any returns.

## Why export theme in India now?

Export - Driving factors



Portfolio	% to net assets
Reliance Industries Limited	4.50%
Avalon Technologies Limited	4.26%
Larsen & Toubro Limited	4.17%
Bharti Airtel Limited	3.87%
eClerx Services Limited	3.60%
Pearl Global Industries Limited	3.43%
TVS Motor Company Limited	3.38%
Hindalco Industries Limited	3.28%
HDFC Bank Limited	3.16%
LTIMindtree Limited	2.97%

Industry - Allocation	% to net assets
Pharmaceuticals & Biotechnology	10.53%
IT - Software	9.90%
Electrical Equipment	7.75%
Automobiles	7.59%
Textiles & Apparels	6.89%
Commercial Services & Supplies	6.15%
Non - Ferrous Metals	5.29%
Petroleum Products	4.50%
Chemicals & Petrochemicals	4.25%
Construction	4.17%

<sup>1</sup> As per clause 1.9 of the SEBI Master Circular dated June 27, 2024, on 'Guiding Principles for bringing uniformity in Benchmarks of Mutual Fund Schemes' has introduced two-tiered structure for benchmarking of certain categories of schemes. Accordingly, the benchmark has been classified as Tier 1 benchmark effective from 01 December 2021. <sup>\*</sup>Abhishek Gupta Managing this fund Since Sep 30, 2024. Total Schemes Managed - 6;; <sup>@</sup> Siddharth Vora Managing this fund Since Oct 01, 2024. Total Schemes Managed - 1; <sup>#</sup> Mayank Chaturvedi Effective 01 Oct 2025. Total Schemes Managed – 20. <sup>#</sup> Mayank Chaturvedi shall be the fund manager for investments in foreign securities (wherever applicable) for all the schemes of HSBC Mutual Fund. w.e.f. October 01, 2025. <sup>&</sup>For disclosure of quarterly AUM/AAUM and AUM by geography, please visit our website <https://www.assetmanagement.hsbc.co.in/en/mutual-funds/investor-resources/information-library#&accordion1446811090=4>. **Note:** The sector(s)/stock(s)/issuer(s) mentioned in this document do not constitute any research report nor it should be considered as an investment research, investment recommendation or advice to any reader of this content to buy or sell any stocks / investments. The Fund/portfolio may or may not have any existing / future position in these sector(s)/stock(s)/issuer(s). ). Source – Bloomberg, HSBC Mutual Fund. Note – Details provided above is as on 30 November 2025 or as latest available. Views provided above are based on information available in public domain at this moment and subject to change. Investors should not consider the same as investment advice. Please consult your financial advisor for all your investment decision. Data as on 30 November 2025, HSBC Mutual Fund

# HSBC Financial Services Fund

(An open-ended equity scheme investing in financial services sector)

## Fund snapshot

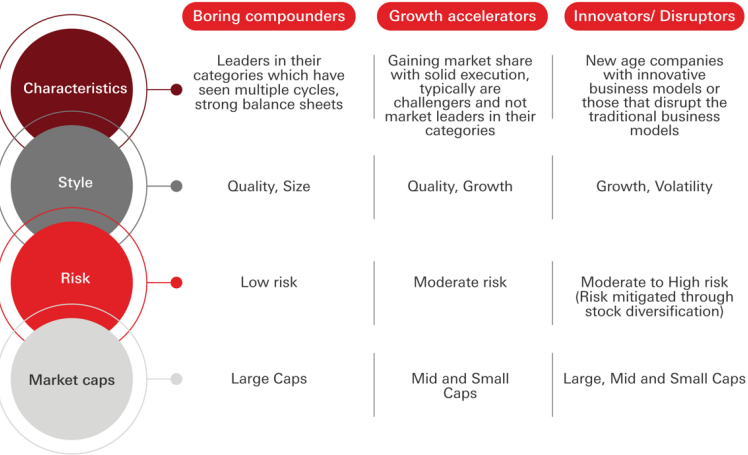
Fund Category	Fund Manager	Benchmark <sup>1</sup>	Inception Date	AUM <sup>&amp;</sup>
Sectoral Fund	Gautam Bhupal <sup>^</sup> , Mayank Chaturvedi <sup>#</sup>	BSE Financial Services Index TRI	27 Feb 2025	Rs. 803.39 Cr

### Investment Objective

The investment objective of the scheme is to generate long-term capital appreciation from a portfolio that is invested predominantly in equity and equity related securities of companies engaged in financial services businesses. There is no assurance that the investment objective of the scheme will be achieved.

Portfolio	% to net assets
HDFC Bank Limited	7.08%
ICICI Bank Limited	5.98%
Nippon Life India Asset Management Limited	5.61%
State Bank of India	5.11%
Shriram Finance Limited	4.69%
Multi Commodity Exchange of India Limited	4.56%
Kotak Mahindra Bank Limited	4.00%
Axis Bank Limited	3.97%
PB Fintech Limited	3.43%
HDFC Asset Management Company Limited	3.09%

## Our portfolio construction approach



No benchmark hugging

Weight of non-lending higher than benchmark

Higher mix of Mid and Small Cap vs benchmark

Source: HSBC Mutual Fund. The above details provided basis on sourced information only. The sector(s)/stock(s)/issuer(s) mentioned in this document do not constitute any research report nor it should be considered as an investment research, investment recommendation or advice to any reader of this content to buy or sell any stocks / investments. The Fund/portfolio may or may not have any existing / future position in these sector(s)/stock(s)/issuer(s). Past performance may or may not be sustained in future and is not a guarantee of any future returns.

Industry - Allocation	% to net assets
Banks	33.87%
Capital Markets	26.17%
Finance	21.58%
Reverse Repos/TREPS	9.66%
Financial Technology (Fintech)	5.22%
Insurance	2.57%
Commercial Services & Supplies	0.94%
Net Current Assets	-0.01%



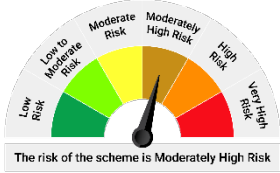

<sup>1</sup> As per clause 1.9 of the SEBI Master Circular dated June 27, 2024, on ‘Guiding Principles for bringing uniformity in Benchmarks of Mutual Fund Schemes’ has introduced two-tiered structure for benchmarking of certain categories of schemes. Accordingly, the benchmark has been classified as Tier 1 benchmark effective from 01 December 2021. <sup>^</sup> Gautam Bhupal Managing this fund Since Feb 27, 2025. Total Schemes Managed - 7; <sup>#</sup> Mayank Chaturvedi Effective 01 Oct 2025. Total Schemes Managed – 20. <sup>#</sup> Mayank Chaturvedi shall be the fund manager for investments in foreign securities (wherever applicable) for all the schemes of HSBC Mutual Fund. w.e.f. October 01, 2025. <sup>&</sup>For disclosure of quarterly AUM/AAUM and AUM by geography, please visit our website <https://www.assetmanagement.hsbc.co.in/en/mutual-funds/investor-resources/information-library#&accordion1446811090=4>. **Note:** The sector(s)/stock(s)/issuer(s) mentioned in this document do not constitute any research report nor it should be considered as an investment research, investment recommendation or advice to any reader of this content to buy or sell any stocks / investments. The Fund/portfolio may or may not have any existing / future position in these sector(s)/stock(s)/issuer(s).

Data as on 30 November 2025, HSBC Mutual Fund



# Annexure

---







Scheme name and Type of scheme	Riskometer of the Scheme	Riskometer of the benchmark (as applicable)
<p><b>This product is suitable for investors who are seeking*:</b></p> <p><b>HSBC Large Cap Fund</b> (An open ended equity scheme predominantly investing in large cap stocks)</p> <ul style="list-style-type: none"><li>• To create wealth over long term.</li><li>• Investment in predominantly large cap equity and equity related securities. As per AMFI Tier I Benchmark i.e. Benchmark Index : <b>NIFTY 100 TRI</b></li></ul> <p><b>HSBC Large and Mid Cap Fund</b> (An open ended equity scheme investing in both large cap and mid cap stocks)</p> <ul style="list-style-type: none"><li>• Long term wealth creation and income</li><li>• Investment predominantly in equity and equity related securities of Large and Mid cap companies As per AMFI Tier I Benchmark Index: <b>NIFTY Large Midcap 250 TRI</b></li></ul> <p><b>HSBC Business Cycles Fund</b> (An open ended equity scheme following business cycles based investing theme)</p> <ul style="list-style-type: none"><li>• Long term capital appreciation</li><li>• Investment predominantly in equity and equity-related securities, including equity derivatives in Indian markets with focus on riding business cycles through dynamic allocation between various sectors and stocks at different stages of business cycles in the economy. As per AMFI Tier I Benchmark i.e. Benchmark Index: <b>NIFTY 500 TRI</b></li></ul> <p><b>HSBC Focused Fund</b> (An open ended equity scheme investing in maximum 30 stocks across market caps (i.e. Multi-Cap)</p> <ul style="list-style-type: none"><li>• Long term wealth creation</li><li>• Investment in equity and equity related securities across market capitalization in maximum 30 stocks. As per AMFI Tier I Benchmark i.e. Benchmark Index: <b>NIFTY 500 TRI</b></li></ul>		
<p><b>HSBC Balanced Advantage Fund</b> (An open ended dynamic asset allocation fund)</p> <p><b>This product is suitable for investors who are seeking*:</b></p> <ul style="list-style-type: none"><li>• Long term capital appreciation and generation of reasonable returns</li><li>• Investment in equity and equity related instruments, derivatives and debt and money market instruments</li></ul> <p>As per AMFI Tier I Benchmark Index : <b>Nifty 50 Hybrid composite debt 50:50 Index</b></p>		

\* Investors should consult their financial advisers if in doubt about whether the product is suitable for them.

**Note on Risk-o-meters:** Riskometer is as on 30 November 2025, Any change in risk-o-meter shall be communicated by way of Notice cum Addendum and by way of an e-mail or SMS to unitholders of that particular scheme



Some of the funds have undergone merger/consolidation along with changes to its fundamental attributes as per the notice published on 15 Oct '22. For more details visit our website page - <https://www.assetmanagement.hsbc.co.in/en/mutual-funds/acquisition-of-lt-mutual-fund>.

# Product Label

Scheme name and Type of scheme	*Scheme Risk-o-meter	Benchmark Risk-o-meter of the benchmark (as applicable)
<b>HSBC ELSS Tax saver Fund</b> (An open ended equity linked saving scheme with a statutory lock in of 3 years and tax benefit) <b>This product is suitable for investors who are seeking*:</b> <ul style="list-style-type: none"> <li>Long term capital growth</li> <li>Investment predominantly in equity and equity-related securities. As per AMFI Tier I Benchmark Index: <b>NIFTY 500 TRI</b></li> </ul> <b>HSBC Midcap Fund</b> (An open ended equity scheme predominantly investing in mid cap stocks) <b>This product is suitable for investors who are seeking*:</b> <ul style="list-style-type: none"> <li>Long term wealth creation</li> <li>Investment in equity and equity related securities of mid cap companies. As per AMFI Tier I Benchmark i.e. Benchmark Index: <b>Nifty Midcap 150 TRI</b></li> </ul>	 <p>The risk of the scheme is Very High Risk</p>	 <p>The risk of the benchmark is Very High Risk</p>
Scheme name and Type of scheme	Scheme Risk-o-meter	Benchmark Risk-o-meter of the benchmark (as applicable)
<b>HSBC Aggressive Hybrid Fund</b> (An open ended hybrid scheme investing predominantly in equity and equity related instruments) <b>This product is suitable for investors who are seeking*:</b> <ul style="list-style-type: none"> <li>Long term wealth creation and income</li> <li>Investment in equity and equity related securities and fixed income instruments</li> </ul> As per AMFI Tier I Benchmark Index : <b>NIFTY 50 Hybrid Composite Debt 65:35 Index</b>	 <p>The risk of the scheme is Very High Risk</p>	 <p>The risk of the benchmark is High Risk</p>
Scheme name and Type of scheme	Scheme Risk-o-meter	Benchmark Risk-o-meter of the benchmark (as applicable)
<b>HSBC Equity Savings Fund</b> (An open ended scheme investing in equity, arbitrage and debt) <b>This product is suitable for investors who are seeking*:</b> <ul style="list-style-type: none"> <li>Generation of regular income by predominantly investing in arbitrage opportunities in the cash and derivatives segment and long-term capital appreciation through unhedged exposure to equity and equity related instruments.</li> <li>Investment in equity and equity related instruments, derivatives and debt and money market instruments.</li> </ul> As per AMFI Tier I Benchmark Index: <b>NIFTY Equity Savings Index</b>	 <p>The risk of the scheme is Moderately High Risk</p>	 <p>The risk of the benchmark is Moderate Risk</p>

\* Investors should consult their financial advisers if in doubt about whether the product is suitable for them.


**Note on Risk-o-meters:** Riskometer is as on 30 November 2025, Any change in risk-o-meter shall be communicated by way of Notice cum Addendum and by way of an e-mail or SMS to unitholders of that particular scheme. Some of the fund have undergone merger/consolidation along with changes to its fundamental attributes as per the notice published on 15 Oct '22. For more details visit our website page - <https://www.assetmanagement.hsbc.co.in/en/mutual-funds/acquisition-of-lt-mutual-fund>.



Scheme name and Type of scheme	Scheme Risk-o-meter	Benchmark Risk-o-meter of the benchmark (as applicable)
<p><b>HSBC Small Cap Fund</b> (An open ended equity scheme predominantly investing in small cap stocks) <b>This product is suitable for investors who are seeking*:</b></p> <ul style="list-style-type: none"><li>Long term capital appreciation</li><li>Investment predominantly in equity and equity related securities, including equity derivatives in Indian markets with key theme focus being emerging companies (small cap stocks) and foreign securities As per AMFI Tier I Benchmark i.e. Benchmark Index: <b>Nifty Small Cap 250 TRI</b></li></ul> <p><b>HSBC Value Fund</b> (An open ended equity scheme following a value investment strategy)</p> <ul style="list-style-type: none"><li>Long term capital appreciation</li><li>Investment predominantly in equity and equity-related securities in Indian markets and foreign securities with higher focus on undervalued securities. As per AMFI Tier I Benchmark i.e. Benchmark Index : <b>NIFTY 500 TRI</b></li></ul> <p><b>HSBC Flexi Cap Fund</b> (An open ended dynamic equity scheme investing across large cap, mid cap, small cap stocks)</p> <ul style="list-style-type: none"><li>To create wealth over long term</li><li>Investment in equity and equity related securities across market capitalizations. As per AMFI Tier I. Benchmark Index : <b>NIFTY 500 TRI</b></li></ul> <p><b>HSBC Infrastructure Fund</b> (An open-ended Equity Scheme following Infrastructure theme)</p> <ul style="list-style-type: none"><li>To create wealth over long term</li><li>Investment in equity and equity related securities, primarily in themes that play an important role in India’s economic development As per AMFI Tier I Benchmark i.e. Benchmark Index: <b>NIFTY Infrastructure TRI</b></li></ul> <p><b>HSBC Multi Cap Fund</b> (An open ended equity scheme investing across large cap, mid cap, small cap stocks)</p> <ul style="list-style-type: none"><li>To create wealth over long-term</li><li>Investment predominantly in equity and equity related securities across market capitalization As per AMFI Tier I. Benchmark Index : <b>NIFTY 500 Multi-cap 50:25:25 TRI</b></li></ul> <p><b>HSBC Nifty 50 Index Fund</b> (An open ended Equity Scheme tracking Nifty 50 Index)</p> <ul style="list-style-type: none"><li>Long term capital appreciation</li><li>Investment in equity securities covered by the NIFTY 50. As per AMFI Tier I. Benchmark Index : <b>NIFTY 50 TRI</b></li></ul> <p><b>HSBC Nifty Next 50 Index Fund</b> (An open ended Equity Scheme tracking Nifty Next 50 Index)</p> <ul style="list-style-type: none"><li>Long term capital appreciation</li><li>Investment in equity securities covered by the Nifty Next 50 As per AMFI Tier I. Benchmark Index : <b>Nifty Next 50 TRI</b></li></ul>	 <p>The risk of the scheme is Very High Risk</p>	 <p>The risk of the benchmark is Very High Risk</p>

\* Investors should consult their financial advisers if in doubt about whether the product is suitable for them.

**Note on Risk-o-meters:** Riskometer is as on 30 November 2025, Any change in risk-o-meter shall be communicated by way of Notice cum Addendum and by way of an e-mail or SMS to unitholders of that particular scheme  
Some of the funds have undergone merger/consolidation along with changes to its fundamental attributes as per the notice published on 15 Oct '22. For more details visit our website page - <https://www.assetmanagement.hsbc.co.in/en/mutual-funds/acquisition-of-lt-mutual-fund>.

Product Label

Scheme name and Type of scheme	Scheme Risk-o-meter	Benchmark Risk-o-meter of the benchmark (as applicable)
<p><b>This product is suitable for investors who are seeking*:</b></p> <p><b>HSBC Consumption Fund</b> (An open ended equity scheme following consumption theme)</p> <ul style="list-style-type: none"><li>To create wealth over long term</li><li>Investment predominantly in equity and equity related securities of companies engaged in or expected to benefit from consumption and consumption related activities</li></ul> <p>As per AMFI Tier I Benchmark i.e. Benchmark Index : <b>Nifty India Consumption Index TRI</b></p> <p><b>HSBC Tax Saver Equity Fund</b> (An open ended equity linked saving scheme with a statutory lock in of 3 years and tax benefit)</p> <ul style="list-style-type: none"><li>To create wealth over long term</li><li>Investment in equity and equity related securities with no capitalisation bias.</li></ul> <p>As per AMFI Tier I. Benchmark Index : <b>NIFTY 500 TRI</b></p>	 <p>The risk of the scheme is Very High Risk</p>	 <p>The risk of the benchmark is Very High Risk</p>






Scheme name and Type of scheme	Scheme Risk-o-meter	Benchmark Risk-o-meter of the benchmark (as applicable)
<p><b>HSBC Arbitrage Fund</b> (An open ended scheme investing in arbitrage opportunities)</p> <p><b>This product is suitable for investors who are seeking*:</b></p> <ul style="list-style-type: none"><li>Generation of reasonable returns over short to medium term</li><li>Investment predominantly in arbitrage opportunities in the cash and derivatives segments of the equity markets; and debt and money market instrument</li></ul> <p>As per AMFI Tier I Benchmark i.e. Benchmark Index : <b>Nifty 50 Arbitrage Index</b></p>	 <p>The risk of the scheme is Low Risk</p>	 <p>The risk of the benchmark is Low Risk</p>

\* Investors should consult their financial advisers if in doubt about whether the product is suitable for them.

**Note on Risk-o-meters:** Riskometer is as on 30 November 2025, Any change in risk-o-meter shall be communicated by way of Notice cum Addendum and by way of an e-mail or SMS to unitholders of that particular scheme

Some of the funds have undergone merger/consolidation along with changes to its fundamental attributes as per the notice published on 15 Oct '22. For more details visit our website page - <https://www.assetmanagement.hsbc.co.in/en/mutual-funds/acquisition-of-lt-mutual-fund>.

Product Label

HSBC Multi Asset Allocation Fund		
<p><b>*Scheme Riskometer</b></p>  <p>The risk of the scheme is Very High Risk</p>	<p>(An open ended scheme investing in Equity &amp; Equity Related instruments, Debt &amp; Money Market Securities and Gold / Silver ETFs)</p> <p><b>This product is suitable for investors who are seeking*:</b></p> <ul style="list-style-type: none"><li>• Long term wealth creation</li><li>• Investment in equity and equity related securities, fixed income instruments and Gold / Silver ETFs.</li></ul> <p>As per AMFI Tier I. <b>Benchmark Index: BSE 200 TRI (65%) + NIFTY Short Duration Debt Index (20%) +Domestic Price of Gold (10%) +Domestic Price of Silver (5%)</b></p>	<div><p><b>BSE 200 TRI</b></p><p>The risk of the benchmark is Very High Risk</p></div> <div><p><b>NIFTY Short Duration Debt Index</b></p><p>The risk of the benchmark is Low to Moderate Risk</p></div> <div><p><b>Domestic Price of Gold</b></p><p>The risk of the benchmark is High Risk</p></div> <div><p><b>Domestic Price of Silver</b></p><p>The risk of the benchmark is Very High Risk</p></div>

Scheme name and Type of scheme	Scheme Risk-o-meter	Benchmark Risk-o-meter (as applicable)
<p><b>HSBC India Export Opportunities Fund</b> (An open ended equity scheme following export theme)</p> <p><b>This product is suitable for investors who are seeking*:</b></p> <ul style="list-style-type: none"><li>• To create wealth over long term.</li><li>• Investment predominantly in equity and equity related securities of companies engaged in or expected to benefit from export of goods or Services</li></ul> <p>As per AMFI Tier I Benchmark i.e. Benchmark Index: <b>Nifty 500 TRI</b></p> <p><b>HSBC Financial Services Fund</b> (An open-ended equity scheme investing in financial services sector)</p> <p><b>This product is suitable for investors who are seeking*:</b></p> <ul style="list-style-type: none"><li>• To create wealth over long term</li><li>• Investment predominantly in equity and equity related securities of companies engaged in financial services businesses</li></ul> <p>As per AMFI Tier I Benchmark i.e. Benchmark Index: <b>BSE Financial Services TRI</b></p>	 <p>The risk of the scheme is Very High Risk</p>	 <p>The risk of the benchmark is Very High Risk</p>

\* Investors should consult their financial advisers if in doubt about whether the product is suitable for them.

**Note on Risk-o-meters:** Riskometer is as on 30 November 2025, Any change in risk-o-meter shall be communicated by way of Notice cum Addendum and by way of an e-mail or SMS to unitholders of that particular scheme  
Some of the funds have undergone merger/consolidation along with changes to its fundamental attributes as per the notice published on 15 Oct '22. For more details visit our website page - <https://www.assetmanagement.hsbc.co.in/en/mutual-funds/acquisition-of-it-mutual-fund>.

Refer to the Scheme Information Document (SID) of HSBC Multi Asset Allocation Fund for more details. Past performance may or may not be sustained in the future and is not indicative of future results. Source: HSBC Mutual Fund, data as on 30 November, 2025  
Views are personal and based on information available in the public domain at present. Investors should not consider the same as investment advice. Please consult your financial advisor for all your investment decision.



**Past performance may or may not be sustained in future and is not a guarantee of any future returns.**

Investors are requested to note that as per SEBI (Mutual Funds) Regulations, 1996 and guidelines issued thereunder, HSBC AMC, its employees and/or empaneled distributors/agents are forbidden from guaranteeing/promising/assuring/predicting any returns or future performances of the schemes of HSBC Mutual Fund. Hence please do not rely upon any such statements/commitments. If you come across any such practices, please register a complaint via email at [investor.line@mutualfunds.hsbc.co.in](mailto:investor.line@mutualfunds.hsbc.co.in).

**NSE Disclaimer:** It is to be distinctly understood that the permission given by NSE should not in any way be deemed or construed that the Scheme Information Document has been cleared or approved by NSE nor does it certify the correctness or completeness of any of the contents of the Draft Scheme Information Document. The investors are advised to refer to the Scheme Information Document for the full text of the 'Disclaimer Clause of NSE.

The HSBC Nifty 50 Index Fund offered by “the issuer” is not sponsored, endorsed, sold or promoted by NSE Indices Limited (formerly known as India Index Services & Products Limited (IISL)). NSE Indices Limited does not make any representation or warranty, express or implied (including warranties of merchantability or fitness for particular purpose or use) to the owners of HSBC Nifty 50 Index Fund or any member of the public regarding the advisability of investing in securities generally or in the HSBC Nifty 50 Index Fund linked to Nifty 50 Index TRI or particularly in the ability of the Nifty 50 Index TRI to track general stock market performance in India. Please read the full Disclaimers in relation to the Nifty 50 Index TRI in the in the Offer Document / Prospectus / Scheme Information Document.

The HSBC Nifty Next 50 Index Fund offered by “the issuer” is not sponsored, endorsed, sold or promoted by NSE Indices Limited (formerly known as India Index Services & Products Limited (IISL)). NSE Indices Limited does not make any representation or warranty, express or implied (including warranties of merchantability or fitness for particular purpose or use) to the owners of HSBC Nifty Next 50 Index Fund or any member of the public regarding the advisability of investing in securities generally or in the HSBC Nifty Next 50 Index Fund linked to Nifty Next 50 Index TRI or particularly in the ability of the Nifty Next 50 Index TRI to track general stock market performance in India. Please read the full Disclaimers in relation to the Nifty Next 50 Index TRI in the in the Offer Document / Prospectus / Scheme Information Document.”

## HSBC Asset Management (India) Private Limited

The above information is for illustrative purpose only and it should not be considered as investment research, investment recommendation or advice to any reader of this content to buy or sell investments. Various index and their constituents and other companies discussed in this document are for illustrative purpose only for explaining the concepts stated in this presentation and it should not be considered as investment research, investment recommendation or advice to any reader of this content to buy or sell investments.

This document has been prepared by HSBC Asset Management (India) Private Limited (HSBC) for information purposes only with an intent to provide market overview and should not be construed as an offer or solicitation of an offer for purchase of any of the funds of HSBC Mutual Fund. All information contained in this document (including that sourced from third parties), is obtained from sources, which HSBC/ third party, believes to be reliable but which it has not been independently verified by HSBC/ the third party. Further, HSBC/ the third party makes no guarantee, representation or warranty and accepts no responsibility or liability as to the accuracy or completeness of such information. The information and opinions contained within the document are based upon publicly available information and rates of taxation applicable at the time of publication, which are subject to change from time to time. Expressions of opinion are those of HSBC only and are subject to change without any prior intimation or notice. It does not have regard to specific investment objectives, financial situation and the particular needs of any specific person who may receive this document. Investors should seek financial advice regarding the appropriateness of investing in any securities or investment strategies that may have been discussed or recommended in this report and should understand that the views regarding future prospects may or may not be realized. Neither this document nor the units of HSBC Mutual Fund have been registered in any jurisdiction. The distribution of this document in certain jurisdictions may be restricted or totally prohibited and accordingly, persons who come into possession of this document are required to inform themselves about, and to observe, any such restrictions. .

This document is intended only for those who access it from within India and approved for distribution in Indian jurisdiction only. Distribution of this document to anyone (including investors, prospective investors or distributors) who are located outside India or foreign nationals residing in India, is strictly prohibited. Neither this document nor the units of HSBC Mutual Fund have been registered under Securities law/Regulations in any foreign jurisdiction. The distribution of this document in certain jurisdictions may be unlawful or restricted or totally prohibited and accordingly, persons who come into possession of this document are required to inform themselves about, and to observe, any such restrictions. If any person chooses to access this document from a jurisdiction other than India, then such person do so at his/her own risk and HSBC and its group companies will not be liable for any breach of local law or regulation that such person commits as a result of doing so.

**Mutual Fund investments are subject to market risks, read all scheme related documents carefully.**

© Copyright. HSBC Mutual Fund 2025, ALL RIGHTS RESERVED.

HSBC Asset Management (India) Private Limited, 9-11 Floors, NESCO IT Park, Building no. 3, Western Express Highway, Goregaon (East), Mumbai – 400 063, India. Website: [www.assetmanagement.hsbc.co.in](http://www.assetmanagement.hsbc.co.in)