

Invest in the sector,  
that drives every  
other sector in India.



## Product Note

### HSBC Financial Services Fund

(An open-ended equity scheme investing in financial services sector)

Source of map: [www.surveyofindia.gov.in](http://www.surveyofindia.gov.in)

Map of India is used for illustrative purpose only and is not a political map of India.

Note: The above information is for illustrative purposes only. The sector(s)/issuer(s) mentioned in this document do not constitute any research report nor it should be considered as an investment research, investment recommendation or advice to any reader of this content to buy or sell any stocks / investments. Please refer Scheme Information Document (SID) for more details.

Fund Category	Fund Manager	Benchmark <sup>1</sup>	Inception Date*	AUM <sup>&amp;</sup>
Sectoral Fund	Gautam Bhupal, Mayank Chaturvedi <sup>#</sup>	BSE Financial Services Index TRI	27 Feb 2025	Rs. 746.86 Cr

Portfolio	% to net assets
ICICI Bank Limited	7.77%
HDFC Bank Limited	6.02%
State Bank of India	5.50%
Shriram Finance Limited	5.16%
Nippon Life India Asset Management Ltd	4.99%
Axis Bank Limited	4.36%
Kotak Mahindra Bank Limited	4.01%
ICICI Prudential AMC Ltd	3.70%
Karur Vysya Bank Limited	3.49%
Multi Commodity Exchange of India Ltd.	3.26%

Industry - Allocation	% to net assets
Banks	38.27%
Capital Markets	28.73%
Finance	21.37%
Financial Technology (Fintech)	4.46%
Reverse Repos/TREPS	3.97%
Insurance	2.42%
Commercial Services & Supplies	0.76%
Net Current Assets	0.02%

### Investment Objective

The investment objective of the scheme is to generate long-term capital appreciation from a portfolio that is invested predominantly in equity and equity related securities of companies engaged in financial services businesses. There is no assurance that the investment objective of the scheme will be achieved.

**Exit Load:** If the units redeemed or switched out are upto 10% of the units purchased or switched in ("the limit") within 1 year from the date of allotment – Nil, If units redeemed or switched out are over and above the limit within 1 year from the date of allotment – 1%, If units are redeemed or switched out on or after 1 year from the date of allotment – Nil, A switch-out or a withdrawal under SWP may also attract an Exit Load like any Redemption. No Exit load will be chargeable in case of switches made between different options of the Scheme. No Exit load will be chargeable in case of Units allotted on account of IDCW reinvestments, if any. Exit load is not applicable for Segregated Portfolio.

**Month End Total Expenses Ratios (Annualized)<sup>2</sup>** – Regular<sup>3</sup>: 2.29%, Direct: 0.52%

\* Since inception - 27 Feb 25

<sup>1</sup> As per clause 7.2 of the SEBI Master Circular for Mutual Funds no. HO/24/13/11(1)2026-IMD-POD-1/I/7602/2026 dated March 20, 2026, on 'Benchmarks for Mutual Fund Schemes has introduced two-tiered structure for benchmarking of certain categories of schemes. Accordingly, the benchmark has been classified as Tier 1 benchmark. Furthermore, the same is effective from 01 December 2021.

<sup>2</sup> TER Annualized TER including GST on Investment Management Fees

<sup>3</sup> Continuing plans. <sup>#</sup> Mayank Chaturvedi shall be the fund manager for investments in foreign securities (wherever applicable) for all the schemes of HSBC Mutual Fund. w.e.f. October 01, 2025.

<sup>4</sup> For disclosure of quarterly AUM/AAUM and AUM by geography, please visit our website: <https://www.assetmanagement.hsbc.co.in/en/mutual-funds/investor-resources/information-library#&accordion1446811090=4>.

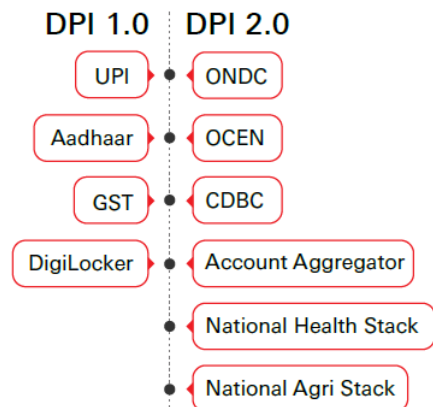
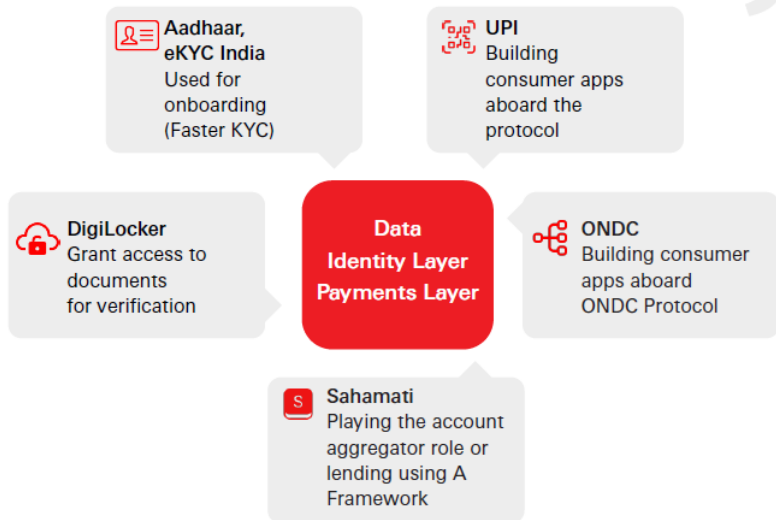
**Note:** The sector(s)/stock(s)/issuer(s) mentioned in this document do not constitute any research report nor it should be considered as an investment research, investment recommendation or advice to any reader of this content to buy or sell any stocks / investments. The Fund/portfolio may or may not have any existing / future position in these sector(s)/stock(s)/issuer(s).

Source – HSBC Mutual Fund, Data as of 31 March 2026. **Past performance may or may not be sustained in future and is not a guarantee of any future returns.**

## Government initiatives have accelerated the pace of growth in the sector

“It took us 6 years to get to our first 60k customers, each of whom had to sign and courier 40+ pages of forms and wait for days. We got to 1 crore customers in the next 6 years, entirely eliminating paper in the process. This was enabled by eKYC, digital signatures (esigns) and digital documents (DigiLocker)”

– Founder & CEO at leading online brokerage firm




Transformed India's financial landscape, driving innovation and inclusion.

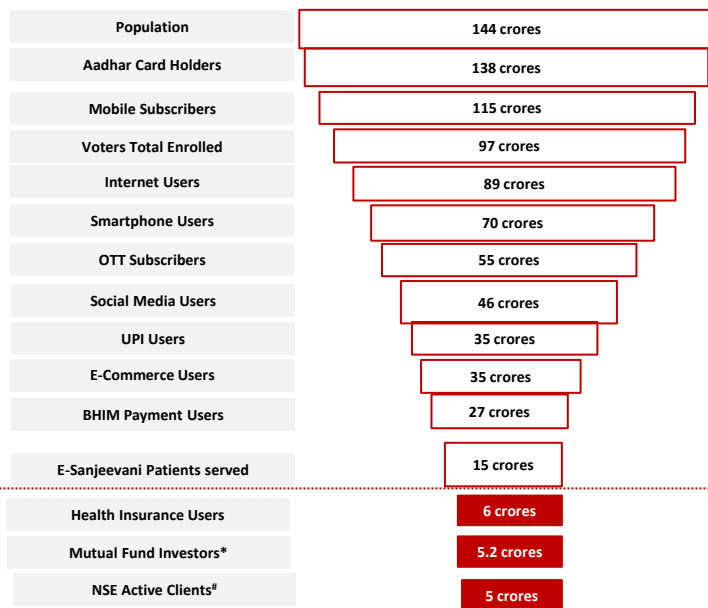
The next wave of innovation across sectors will be driven by this initiative.

Sources: Beams Internal analysis, HSBC Mutual Fund.. The above information is for illustrative purposes only. UPI - Unified Payments Interface, ONDC - Open Network for Digital Commerce, OCEN - Open Credit Enablement Network, CDBC - Central bank digital currency, DPI – Digital Public Infrastructure

## Financial services products still have low penetration in India




### India stack



Source: Beams Fintech Internal analysis, RBI report, AMFI, NSE, SEBI, HSBC Mutual Fund. # Data as at December 2024, \* Data as at December 2024 as latest available. The above details provided basis on sourced information only. The sector(s)/stock(s)/issuer(s) mentioned in this document do not constitute any research report nor it should be considered as an investment research, investment recommendation or advice to any reader of this content to buy or sell any stocks / investments. The Fund/portfolio may or may not have any existing / future position in these sector(s)/stock(s)/issuer(s). Past performance may or may not be sustained in future and is not a guarantee of any future returns.

## HSBC Financial Services Fund – Coming together of two powers



### Our portfolio construction approach



Fund Manager	Benchmark
Gautam Bhupal	As per AMFI Tier 1 benchmark– BSE Financial Services Index - Total Return Index (TRI)

Source: HSBC Mutual Fund, For illustration purposes only. High RoE ideally indicates good quality companies which require minimum capital to grow their business. The sector(s) mentioned in this document do not constitute any research report nor it should be considered as an investment research, investment recommendation or advice to any reader of this content to buy or sell any stocks / investments. The Fund/portfolio may or may not have any existing / future position in these sector(s)/stock(s)/issuer(s). RoE – Return on Equity. Past performance may or may not be sustained in future and is not a guarantee of any future returns.

Fund Manager - Gautam Bhupal Effective 27 Feb 2025. Total Schemes Managed – 7; Fund Manager - Mayank Chaturvedi Effective 01 Oct 2025. Total Schemes Managed – 19

Fund / Benchmark (Value of Rs 10,000 invested)	Year		Since Inception		
	Amount in Rs	Returns %	Amount in Rs	Returns %	
HSBC Financial Services Fund - Regular Plan	10173	1.72	10652	6.00	27-Feb-25
Scheme Benchmark (BSE Financial Services Index TRI)	9604	-3.93	10272	2.51	
Additional Benchmark (Nifty 50 TRI)	9601	-3.97	10017	0.15	
HSBC Financial Services Fund - Direct Plan	10321	3.19	10821	7.54	27-Feb-25
Scheme Benchmark (BSE Financial Services Index TRI)	9604	-3.93	10272	2.51	
Additional Benchmark (Nifty 50 TRI)	9601	-3.97	10017	0.15	

**Past performance may or may not be sustained in future and is not a guarantee of any future returns.** The performance details provided herein are of Regular as well as Direct Plan - Growth Option. Returns on ₹10,000 are point-to-point returns for the specific time period, invested at the start of the period. The returns for the respective periods are provided as on last available NAV of March 2026 for the respective schemes. Returns for 1 year and above are Compounded Annualized. Returns for less than 1 year is Simple Annualized. Load is not taken into consideration for computation of performance. Different plans shall have a different expense structure. The expenses of the Direct Plan under the Scheme will be lower to the extent of the distribution expenses / commission charged to the Regular Plan.

As per clause 6.9.1 of the SEBI Master Circular for Mutual Funds no. HO/24/13/11(1)2026-IMD-POD-1/I/7602/2026 dated March 20, 2026., the scheme returns vis-à-vis the benchmark return (Total Return Index) shall be disclosed are provided from the date of allotment of units.

SIP Performance - HSBC Financial Services Fund– Regular Plan*			
Scheme Name & Benchmarks	1 Year	Since Inception	Inception Date: 27-Feb-25
Total amount invested (₹)	120000	130000	
Market Value as on March 30, 2026 (₹)	1,11,189	1,21,830	
Scheme Returns (%)	-13.46	-10.77	
BSE Financial Services Index TRI - Scheme Benchmark (₹)	1,05,450	1,15,842	
BSE Financial Services Index TRI- Scheme Benchmark Returns (%)	-21.89	-18.46	
Nifty 50 TRI - Additional Benchmark (₹)	1,07,835	1,18,063	
Nifty 50 TRI - Additional Benchmark Returns (%)	-18.42	-15.63	

SIP Performance - HSBC Financial Services Fund– Direct Plan*			
Scheme Name & Benchmarks	1 Year	Since Inception	Inception Date: 27-Feb-25
Total amount invested (₹)	120000	130000	
Market Value as on March 30, 2026 (₹)	1,12,081	1,22,887	
Scheme Returns (%)	-12.13	-9.40	
BSE Financial Services Index TRI - Scheme Benchmark (₹)	1,05,450	1,15,842	
BSE Financial Services Index TRI- Scheme Benchmark Returns (%)	-21.89	-18.46	
Nifty 50 TRI - Additional Benchmark (₹)	1,07,835	1,18,063	
Nifty 50 TRI - Additional Benchmark Returns (%)	-18.42	-15.63	

**Past performance may or may not be sustained in future and is not a guarantee of any future returns.** For SIP returns, monthly investment of Rs. 10,000/- invested on the 1st day of every month has been considered. SIP Return are calculated on XIRR basis. IDCW are assumed to be reinvested and bonus is adjusted. Load is not taken into consideration. Mayank Chaturvedi shall be the fund manager for investments in foreign securities (wherever applicable) for all the schemes of HSBC Mutual Fund. w.e.f. October 01, 2025. Source: HSBC Mutual Fund, data as on 31 March 2026

[Click here](#) to check other funds performance managed by the Fund Manager

Scheme name and Type of scheme	Scheme Risk-o-meter	Benchmark Risk-o-meter
<p><b>HSBC Financial Services Fund</b> (An open-ended equity scheme investing in financial services sector)</p> <p><b>This product is suitable for investors who are seeking*:</b></p> <ul style="list-style-type: none"> <li>To create wealth over long term</li> <li>Investment predominantly in equity and equity related securities of companies engaged in financial services businesses</li> </ul>	<p>The risk of the scheme is Very High Risk</p>	<p>As per AMFI Tier I Benchmark i.e. Benchmark Index: BSE Financial Services TRI</p> <p>The risk of the benchmark is Very High Risk</p>

\* Investors should consult their financial advisers if in doubt about whether the product is suitable for them.

**Note on Risk-o-meters:** Riskometer is as on 31 March 2026, Any change in risk-o-meter shall be communicated by way of Notice cum Addendum and by way of an e-mail or SMS to unitholders of that particular scheme

**Past performance may or may not be sustained in future and is not a guarantee of any future returns.** Source: HSBC Mutual Fund, data as on 31 March 2026  
Investors are requested to note that as per SEBI (Mutual Funds) Regulations, 1996 and guidelines issued thereunder, HSBC AMC, its employees and/or empaneled distributors/agents are forbidden from guaranteeing/promising/assuring/predicting any returns or future performances of the schemes of HSBC Mutual Fund. Hence please do not rely upon any such statements/commitments. If you come across any such practices, please register a complaint via email at [investor.line@mutualfunds.hsbc.co.in](mailto:investor.line@mutualfunds.hsbc.co.in).

**Disclaimer:** This document has been prepared by HSBC Mutual Fund for information purposes only and should not be construed as i) an offer or recommendation to buy or sell securities, commodities, currencies or other investments referred to herein; or ii) an offer to sell or a solicitation or an offer for purchase of any of the funds of HSBC Mutual Fund; or iii) an investment research or investment advice. It does not have regard to specific investment objectives, financial situation and the particular needs of any specific person who may receive this document. Investors should seek personal and independent advice regarding the appropriateness of investing in any of the funds, securities, other investment or investment strategies that may have been discussed or referred herein and should understand that the views regarding future prospects may or may not be realized. In no event shall HSBC Mutual Fund/HSBC Asset management (India) Private Limited and / or its affiliates or any of their directors, trustees, officers and employees be liable for any direct, indirect, special, incidental or consequential damages arising out of the use of information / opinion herein.

This document is intended only for those who access it from within India and approved for distribution in Indian jurisdiction only. Distribution of this document to anyone (including investors, prospective investors or distributors) who are located outside India or foreign nationals residing in India, is strictly prohibited. Neither this document nor the units of HSBC Mutual Fund have been registered under Securities law/Regulations in any foreign jurisdiction. The distribution of this document in certain jurisdictions may be unlawful or restricted or totally prohibited and accordingly, persons who come into possession of this document are required to inform themselves about, and to observe, any such restrictions. If any person chooses to access this document from a jurisdiction other than India, then such person do so at his/her own risk and HSBC and its group companies will not be liable for any breach of local law or regulation that such person commits as a result of doing so.

© Copyright. HSBC Asset Management (India) Private Limited 2025, ALL RIGHTS RESERVED.

HSBC Mutual Fund, 9-11th Floor, NESCO - IT Park Bldg. 3, Nesco Complex, Western Express Highway, Goregaon East, Mumbai 400063. Maharashtra.

GST - 27AABCH0007N1ZS, Email: [investor.line@mutualfunds.hsbc.co.in](mailto:investor.line@mutualfunds.hsbc.co.in) | Website: [www.assetmanagement.hsbc.co/in](http://www.assetmanagement.hsbc.co/in)

**Mutual Fund investments are subject to market risks, read all scheme related documents carefully.**

PUBLIC

CL 3943