



HSBC Mutual Fund

Indian exports are sailing on the wave of growth.
Get your investment on board this opportunity.



HSBC India Export Opportunities Fund

(An open ended equity scheme following export theme)

December 2024

Fund Category	Fund Manager	Benchmark ¹	Inception Date	AUM ^{&}
Equity	Abhishek Gupta, Siddharth Vora and Sonal Gupta [#]	Nifty 500 TRI	25 Sep 2024	Rs. 1,849.95 Cr

Portfolio	% to net assets	Industry - Allocation	% to net assets
Sun Pharmaceutical Industries Limited	3.67%	IT - Software	13.97%
Larsen & Toubro Limited	3.66%	Pharmaceuticals & Biotechnology	10.87%
Bharti Airtel Limited	3.10%	Reverse Repos/TREPS	8.48%
Reliance Industries Limited	3.01%	Automobiles	6.90%
TVS Motor Company Limited	2.92%	Electrical Equipment	5.54%
Varun Beverages Limited	2.85%	Textiles & Apparels	5.23%
Marico Limited	2.61%	Construction	4.64%
KPIT Technologies Limited	2.60%	Commercial Services & Supplies	4.47%
Firstsource Solutions Limited	2.50%	Non - Ferrous Metals	4.42%
HDFC Bank Limited	2.50%	Agricultural Food & other Products	4.08%

Investment Objective

The investment objective of the scheme is to generate long-term capital growth from an actively managed portfolio of equity and equity related securities of companies engaged in or expected to benefit from export of goods or services. There is no assurance that the objective of the scheme will be realised and the scheme does not assure or guarantee any returns.

Exit Load: If the units redeemed or switched out are upto 10% of the units purchased or switched in ("the limit") within 1 year from the date of allotment – Nil, If units redeemed or switched out are over and above the limit within 1 year from the date of allotment – 1%, If units are redeemed or switched out on or after 1 year from the date of allotment – Nil, A switch-out or a withdrawal under SWP may also attract an Exit Load like any Redemption. No Exit load will be chargeable in case of switches made between different options of the Scheme. No Exit load will be chargeable in case of Units allotted on account of IDCW reinvestments, if any. Exit load is not applicable for Segregated Portfolio.

Month End Total Expenses Ratios (Annualized)² – Regular³: 2.05%, Direct: 0.63%

^{*} Since inception - 30 Sep 24

¹ As per clause 1.9 of the SEBI Master Circular dated June 27, 2024, on 'Guiding Principles for bringing uniformity in Benchmarks of Mutual Fund Schemes' has introduced two-tiered structure for benchmarking of certain categories of schemes. Accordingly, the benchmark has been classified as Tier 1 benchmark effective from 01 December 2021.

² TER Annualized TER including GST on Investment Management Fees

³ Continuing plans

⁴For disclosure of quarterly AUM/AAUM and AUM by geography, please visit our website: <https://www.assetmanagement.hsbc.co.in/en/mutual-funds/investor-resources/information-library#&accordion1446811090=4>.

Note: The sector(s)/stock(s)/issuer(s) mentioned in this document do not constitute any research report nor it should be considered as an investment research, investment recommendation or advice to any reader of this content to buy or sell any stocks / investments. The Fund/portfolio may or may not have any existing / future position in these sector(s)/stock(s)/issuer(s).

Source – HSBC Mutual Fund, Data as of 30 November 2024. **Past performance may or may not be sustained in the future and is not indicative of future results.**

[#] Sonal Gupta is dedicated fund manager for investments in foreign securities by all the schemes of HSBC Mutual Fund.

PUBLIC

India’s export ambitions to drive economic growth

Exports to grow at ~15% CAGR vs Nominal GDP growth of 10% over 2023-30

Nominal GDP	2023	US\$ 3.6 trillion	2x ▶	2030E	US\$ 7 trillion
India’s Export	2023	US\$ 783 billion	2.5x ▶	2030E	US\$ 2 trillion
Product Export	2023	US\$ 441 billion	2.2x ▶	2030E	US\$ 1 trillion
Services Export	2023	US\$ 341 billion	2.9x ▶	2030E	US\$ 1 trillion

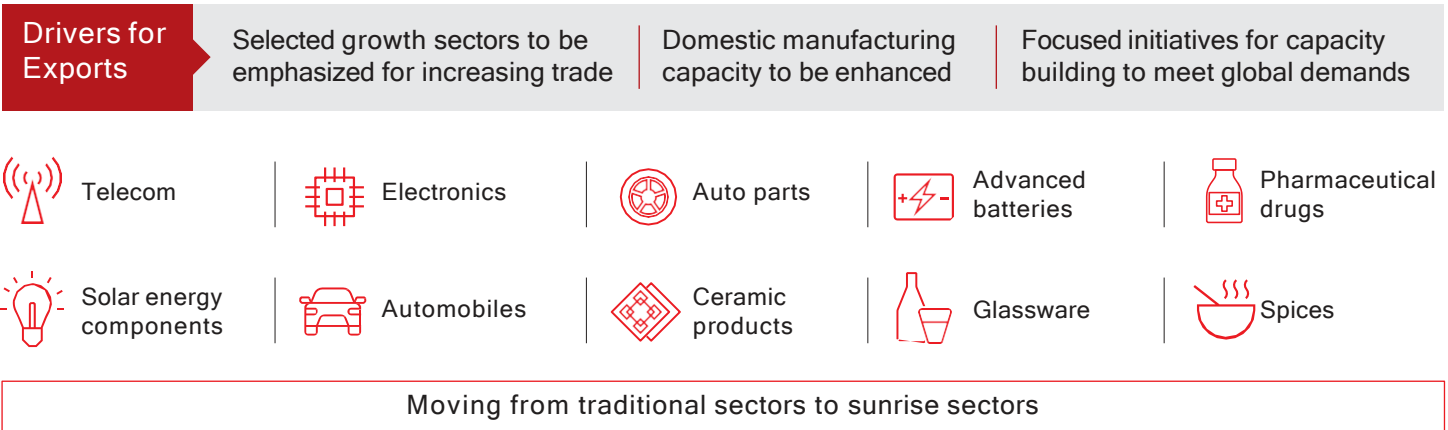
Why export theme in India now?

Export - Driving factors

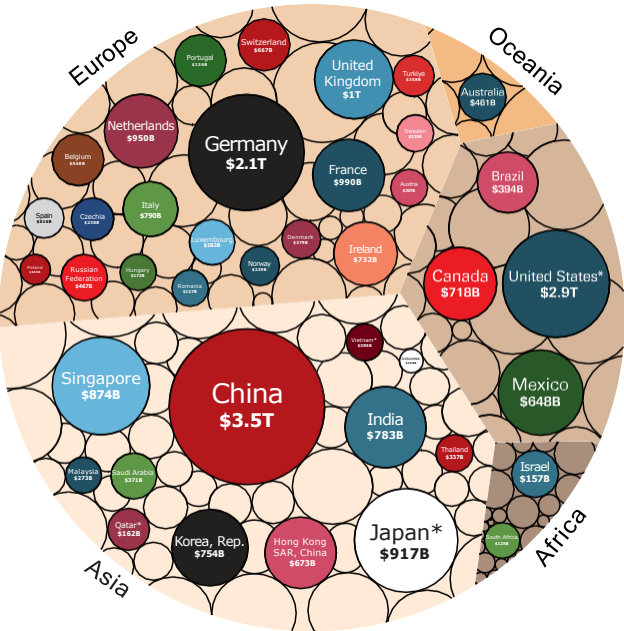


Source: RBI, Ministry of Commerce and Industry GOI, Latest available data as on 31 July 2024, HSBC Mutual Fund, The above information is for illustrative purposes only. The sector(s) mentioned in this document do not constitute any research report nor it should be considered as an investment research, investment recommendation or advice to any reader of this content to buy or sell any stocks / investments. The Fund/portfolio may or may not have any existing / future position in these sector(s)/stock(s)/is-suer(s). Past performance may or may not be sustained in future and is not a guarantee of any future returns.

Policy initiatives creating champions of Tomorrow by investing Today



Strong exports is important to become a global superpower



GDP trend

Rank	2003	2013	2023	2029E
1	United States	United States	United States	United States
2	Japan	China	China	China
3	Germany	Japan	Germany	India
4	United Kingdom	Germany	Japan	Germany
5	France	France	India	Japan
6	China	United Kingdom	United Kingdom	United Kingdom
7	Italy	Brazil	France	France
8	Spain	Russia	Italy	Brazil
9	Canada	Italy	Brazil	Canada
10	Mexico	India	Canada	Italy
11	Korea	Canada	Russia	Mexico
12	India	Australia	Mexico	Russia

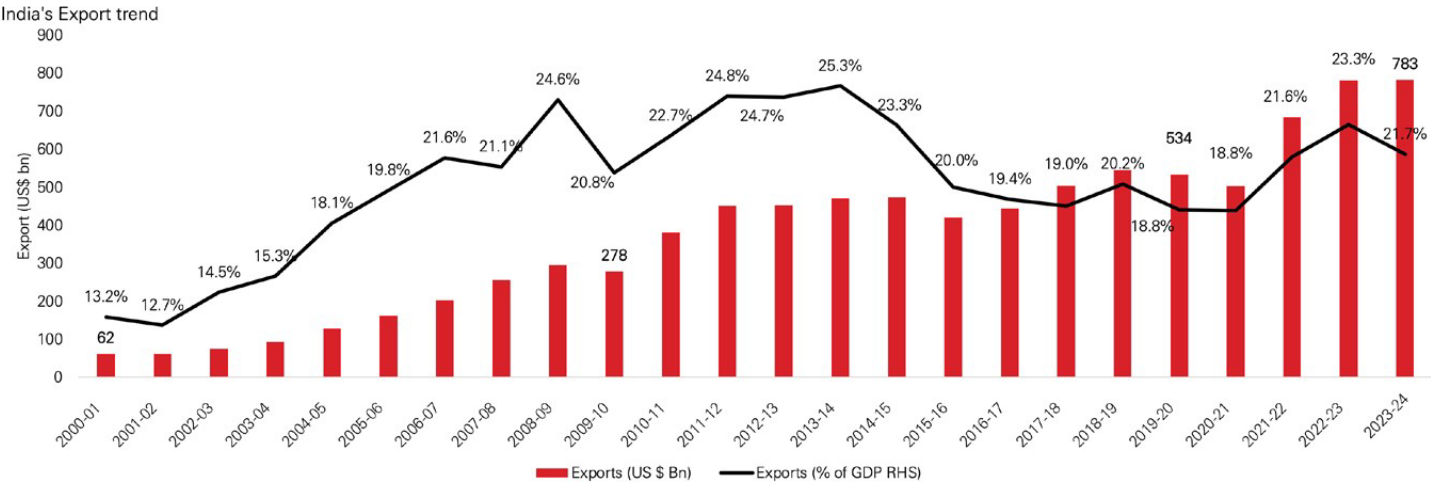
China continues to be “World’s Export Factory since 2009”

India’s exports surged to 115 countries out of the total 238 destinations during 2023-24

An economy that exports more may have potential to grow bigger over long run

Indian exports have been consistently scaling up

Export growth has been strong post Covid



Indian exports have grown 10% CAGR compared to pre-Covid era, 1.7x of nominal GDP growth

Source: World Bank, Latest available data of Export Infographic (Circle object) as on 31 December 2023, The sector(s) mentioned in this document do not constitute any research report nor it should be considered as an investment research, investment recommendation or advice to any reader of this content to buy or sell any stocks / investments. The Fund/portfolio may or may not have any existing / future position in these sector(s)/stock(s)/issuer(s). Past performance may or may not be sustained in future and is not a guarantee of any future returns.

HSBC India Export Opportunities Fund

(An open ended equity scheme following export theme)

Exports to grow at ~15% CAGR over FY24-30

The Indian government has set an ambitious target to achieve \$2tn exports by 2030 implying exports share to increase to ~29%. The government expects exports to grow at ~15% CAGR over FY24-30, with services likely to grow faster than manufacturing. This will aid India to increase its share in world manufacturing from less than 3% in 2023 to its ambition of 5% in 2030 and 10% in 2047.

HSBC India Export Opportunities Fund

Aims to capture the growth in exports. The Scheme intends to invest predominantly in Equities and Equity Related Securities of companies (80%-100%) from the sectors/industry having exports revenue more than 20% from outside India. Further to achieve diversification, the Scheme may invest up to 20% of the assets in Companies of other equity and equity related securities.

Investment focus*

HSBC India Export Opportunities Fund

- The aim of the scheme is to generate long-term capital growth from an actively managed portfolio of equity and equity related securities of companies engaged in or expected to benefit from export of goods or services.
- The Scheme intends to invest predominantly in Equities and Equity Related Securities of companies from the sectors/industry having exports with revenue more than 20% from outside India which interalia include:

Automobiles & Auto components

Construction

Petroleum products

Industrial products & Manufacturing

Agricultural food & Other products

Textiles & Apparels

IT software & services

Electrical equipment

Transport services

Pharma & Biotechnology

Telecom services

Metals

Healthcare services



Chemicals

The fund will take exposure to companies that are likely to involve themselves in the following activities:

- Export goods manufactured in India that have the potential to increase employment
- Benefit from government's policy and reforms towards exports as a sector
- Leverages India's cost benefit arbitrage in services, ease of doing business and highly skilled talent pool
- Assist in promoting inbound tourism or providing cost-effective world-class healthcare facilities

Note : The above list is indicative and the Fund Manager may add such activities that satisfies the above exports theme.

Product Label

Scheme name and Type of scheme	Scheme Risk-o-meter	Benchmark Risk-o-meter (as applicable)
<p>HSBC India Export Opportunities Fund (An open ended equity scheme following export theme)</p> <p>This product is suitable for investors who are seeking*:</p> <ul style="list-style-type: none">To create wealth over long term.Investment predominantly in equity and equity related securities of companies engaged in or expected to benefit from export of goods or Services.	 <p>The risk of the scheme is Very High Risk</p>	<p>As per AMFI Tier I Benchmark i.e. Benchmark : Nifty 500 TRI</p>  <p>The risk of the benchmark is Very High Risk</p>

* Investors should consult their financial advisers if in doubt about whether the product is suitable for them.

Note on Risk-o-meters: Riskometer is as on 30 November 2024, Any change in risk-o-meter shall be communicated by way of Notice cum Addendum and by way of an e-mail or SMS to unitholders of that particular scheme

Past performance may or may not be sustained in the future and is not indicative of future results. Source: HSBC Mutual Fund, data as on 30 November 2024

Investors are requested to note that as per SEBI (Mutual Funds) Regulations, 1996 and guidelines issued thereunder, HSBC AMC, its employees and/or empaneled distributors/agents are forbidden from guaranteeing/promising/assuring/predicting any returns or future performances of the schemes of HSBC Mutual Fund. Hence please do not rely upon any such statements/commitments. If you come across any such practices, please register a complaint via email at investor.line@mutualfunds.hsbc.co.in.

Disclaimer: This document has been prepared by HSBC Mutual Fund for information purposes only and should not be construed as i) an offer or recommendation to buy or sell securities, commodities, currencies or other investments referred to herein; or ii) an offer to sell or a solicitation or an offer for purchase of any of the funds of HSBC Mutual Fund; or iii) an investment research or investment advice. It does not have regard to specific investment objectives, financial situation and the particular needs of any specific person who may receive this document. Investors should seek personal and independent advice regarding the appropriateness of investing in any of the funds, securities, other investment or investment strategies that may have been discussed or referred herein and should understand that the views regarding future prospects may or may not be realized. In no event shall HSBC Mutual Fund/HSBC Asset management (India) Private Limited and / or its affiliates or any of their directors, trustees, officers and employees be liable for any direct, indirect, special, incidental or consequential damages arising out of the use of information / opinion herein. This document is intended only for those who access it from within India and approved for distribution in Indian jurisdiction only. Distribution of this document to anyone (including investors, prospective investors or distributors) who are located outside India or foreign nationals residing in India, is strictly prohibited. Neither this document nor the units of HSBC Mutual Fund have been registered under Securities law/Regulations in any foreign jurisdiction. The distribution of this document in certain jurisdictions may be unlawful or restricted or totally prohibited and accordingly, persons who come into possession of this document are required to inform themselves about, and to observe, any such restrictions. If any person chooses to access this document from a jurisdiction other than India, then such person do so at his/her own risk and HSBC and its group companies will not be liable for any breach of local law or regulation that such person commits as a result of doing so.

© Copyright. HSBC Asset Management (India) Private Limited 2024, ALL RIGHTS RESERVED.
HSBC Mutual Fund, 9-11th Floor, NESCO - IT Park Bldg. 3, Nesco Complex, Western Express Highway, Goregaon East, Mumbai 400063. Maharashtra.
GST - 27AABCH0007N1ZS, Email: investor.line@mutualfunds.hsbc.co.in | Website: www.assetmanagement.hsbc.co/in

Mutual Fund investments are subject to market risks, read all scheme related documents carefully.