

## Product Note

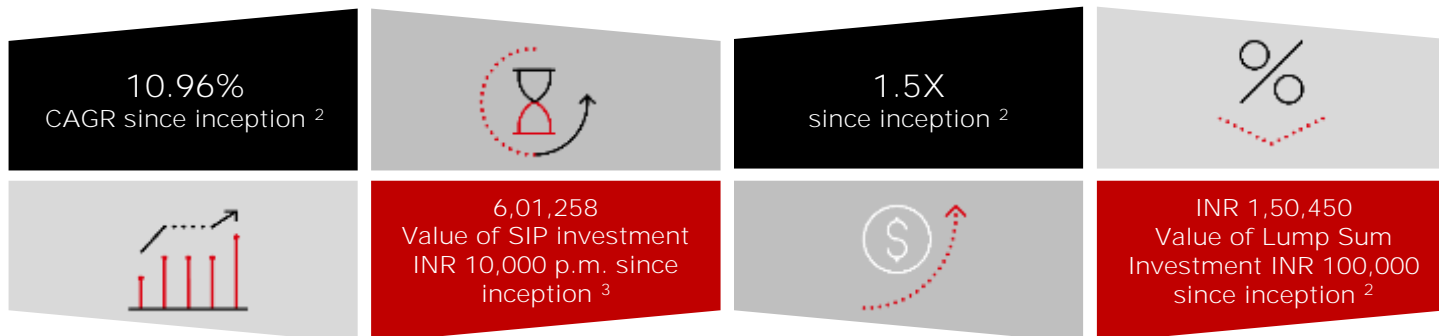
### HSBC Large and Mid Cap Fund (HLMF) (Formerly known as HSBC Large & Mid Cap Equity Fund)

Large and Mid Cap Fund - An open ended equity scheme investing in both large cap and mid cap stocks.

(L&T Large & Mid Cap Fund has merged into HSBC Large & Mid Cap Equity Fund and the surviving scheme has been renamed)

March 2023

Fund Category	Fund Manager <sup>5</sup>	Benchmark <sup>1</sup>	Inception Date	AUM
Large & Mid Cap Fund	Cheenu Gupta and Neelopal Sahai	NIFTY Large Midcap 250 TRI	28 Mar 2019	Rs. 1992.12 Cr



Portfolio	% of net assets
ICICI Bank Limited	4.76%
HDFC Bank Limited	4.51%
The Indian Hotels Company Limited	3.86%
Persistent Systems Limited	3.65%
Reliance Industries Limited	3.51%
Larsen and Toubro Limited	3.37%
Cholamandalam Investment and Finance Company Limited	2.93%
CG Power and Industrial Solutions Limited	2.86%
Infosys Limited	2.84%
UltraTech Cement Limited	2.82%

Sector - Allocation	% of net assets
Banks	16.33%
IT - Software	10.47%
Auto Components	8.22%
Electrical Equipment	6.57%
Automobiles	5.37%
Leisure Services	5.00%
Pharmaceuticals and Biotechnology	3.95%
Chemicals and Petrochemicals	3.78%
Petroleum Products	3.51%
Finance	3.49%

Risk Ratios <sup>4</sup>	
Standard Deviation	21.47%
Beta	0.86
Sharpe Ratio <sup>5</sup>	0.41
R2	0.94

Load / Expenses	
Entry Load	NA
Exit Load - NIL (after 1 year), 1% (before 1 year) <sup>6</sup>	
Expense ratio (Other than Direct) <sup>7</sup>	2.17%
Expense ratio (Direct)	1.08%

<sup>1</sup> SEBI vide its circular no. SEBI/HO/IMD/IMD-II DF3/P/ CIR/2021/652 dated October 27, 2021, on 'Guiding Principles for bringing uniformity in Benchmarks of Mutual Fund Schemes' has introduced two-tiered structure for benchmarking of certain categories of schemes. Accordingly, the benchmark has been classified as Tier 1 benchmark. Furthermore, the same is effective from 01 December 2021

<sup>2</sup> As on 28 February 2023 of Growth option. During the same period, scheme benchmark (Nifty Large Midcap 250 TRI) has moved by 1.6X to Rs. 1,67,930 from Rs.100,000 and delivered returns of 14.1%. Please refer page no. 3 for detailed performance of HSBC Large and Mid Cap Fund.

<sup>3</sup> During the same period, value of scheme benchmark (Nifty Large Midcap 250 TRI) has moved to 6,45,824

<sup>4</sup> Ratios disclosed are as per monthly returns (Annualized) for the last 3 years.

<sup>5</sup> Risk free rate: 6.70% (FIMMDA-NSE Mibor) as on Feb 28, 2023).

Refer to the Fund's website, [www.assetmanagement.hsbc.co.in](http://www.assetmanagement.hsbc.co.in) for monthly portfolio disclosures.

<sup>6</sup> Exit Load - If the units redeemed or switched out are upto 10% of the units purchased or switched in ("the limit") within 1 year from the date of allotment - Nil

• If units redeemed or switched out are over and above the limit within 1 year from the date of allotment - 1% • If units are redeemed or switched out on or after 1 year from the date of allotment - Nil

<sup>7</sup> Continuing plans

Data as on 28 Feb 2023

## Why HSBC Large and Mid Cap Fund?

- To achieve relatively lower volatility and performance consistency with optimal allocation to large caps
- To increase the possibility of alpha generation and accelerated growth with potential of mid caps
- A top down and bottom up approach will be used to invest in equity and equity related instruments
- True to label fund – The fund will stay true to its objective in keeping with the mandate reposed by the investor whilst investing in the fund
- To create a corpus through generating inflation-adjusted returns to cater to long-term goals

## Fund Philosophy

- Prefer dominant and scalable businesses available at reasonable valuations.
- Profit pool consolidation with dominant players to continue and disruption to accelerate this shift.
- Stock selection focuses on earnings growth trajectory and within that, the emphasis lies on earnings surprises.
- We would be looking to be in large caps where scale will be an advantage (like banks), while midcaps will be sector leaders or niche players in their respective business. For example, specialty chemicals, tiles etc. In some cases, like real estate (which is a regional market share consolidation play), we have a mix of large and mid-cap players.

## Investment Objective

To seek long term capital growth through investments in both large cap and mid cap stocks. However, there is no assurance that the investment objective of the Scheme will be achieved.

HSBC Large and Mid Cap Fund (HLMF) | Product Note  
[ March 2023 ]

Fund Managers - Cheenu Gupta (No of Schemes Managed – 7) - Managing Fund Since 26 Nov 2022 and Neelotpal Sahai (No of Schemes Managed – 4) - Managing Fund Since 28 Mar 2019 and Sonal Gupta (No of Schemes Managed - 4, for investment in foreign securities)

Lump Sum Investment Performance									Inception Date
Fund / Benchmark (Value of Rs 10,000 invested)	1 Year		3 Years		5 Years		Since Inception		
	Amount in Rs	PTP Returns %	Amount in Rs	PTP Returns %	Amount in Rs	PTP Returns %	Amount in Rs	PTP Returns %	
HSBC Large and Mid Cap Fund-Regular	10358	3.58	14758	13.84	NA	NA	15045	10.96	28-Mar-19
Scheme Benchmark (NIFTY Large Midcap 250 TRI)	10493	4.93	17133	19.64	NA	NA	16793	14.12	
Additional Benchmark (Nifty 50 TRI)	10427	4.27	16014	16.98	NA	NA	15671	12.12	

Performance of other funds managed by the Fund Manager									Inception Date
Fund / Benchmark (Value of Rs 10,000 invested)	1 Year		3 Years		5 Years		Since Inception		
	Amount in Rs	PTP Returns %	Amount in Rs	PTP Returns %	Amount in Rs	PTP Returns %	Amount in Rs	PTP Returns %	
HSBC Large Cap Fund – Regular <sup>8</sup>	10219	2.19	14542	13.28	15444	9.08	326902	18.81	10-Dec-02
Scheme Benchmark (Nifty 100 TRI)	10156	1.56	15627	16.03	16699	10.79	NA	NA	
Additional Benchmark (Nifty 50 TRI)	10427	4.27	16014	16.98	17540	11.89	213689	16.34	
HSBC ELSS Fund-Regular	10201	2.01	14632	13.51	13767	6.60	77287	12.77	27-Feb-06
Scheme Benchmark (Nifty 500 TRI)	10258	2.58	16249	17.55	16596	10.66	66757	11.80	
Additional Benchmark (Nifty 50 TRI)	10427	4.27	16014	16.98	17540	11.89	69363	12.06	
HSBC Mid Cap Fund-Regular <sup>9</sup>	10412	4.12	15076	14.65	14015	6.98	202302	17.58	09-Aug-04
Scheme Benchmark (NIFTY Midcap 150 TRI)	10828	8.28	18683	23.14	17508	11.85	NA	NA	
Additional Benchmark (Nifty 50 TRI)	10427	4.27	16014	16.98	17540	11.89	133214	14.97	
HSBC Tax Saver Equity Fund-Regular	9933	-0.67	14318	12.70	14192	7.25	53699	10.96	05-Jan-07
Scheme Benchmark (Nifty 500 TRI)	10258	2.58	16249	17.55	16596	10.66	52663	10.83	
Additional Benchmark (Nifty 50 TRI)	10427	4.27	16014	16.98	17540	11.89	52698	10.83	
HSBC Balanced Advantage Fund-Regular	10304	3.04	12635	8.10	13723	6.53	31264	9.91	07-Feb-11
Scheme Benchmark (Nifty 50 Hybrid composite debt 50:50 Index)	10389	3.89	14072	12.05	16284	10.24	32029	10.13	
Additional Benchmark (S&P BSE Sensex TRI)	10619	6.19	15966	16.86	18306	12.85	38501	11.82	
HSBC Conservative Hybrid Fund - Regular	10103	1.03	11915	6.01	13336	5.92	44801	8.20	24-Feb-04
Scheme Benchmark (NIFTY 50 Hybrid Composite Debt 15:85 Index)	10334	3.34	12494	7.70	14943	8.36	45267	8.26	
Additional Benchmark (CRISIL 10 year Gilt Index)	10200	2.00	10906	2.93	13438	6.09	27311	5.42	
HSBC Equity Savings Fund-Regular	10253	2.53	13347	10.09	13577	6.30	23465	7.79	18-Oct-11
Scheme Benchmark (NIFTY Equity Savings Index)	10443	4.43	13165	9.59	14913	8.32	27631	9.35	
Additional Benchmark (CRISIL 10 year Gilt Index)	10200	2.00	10906	2.93	13438	6.09	20607	6.56	
HSBC Aggressive Hybrid Fund-Regular	9981	-0.19	13613	10.82	13792	6.64	35959	11.19	07-Feb-11
Scheme Benchmark (NIFTY 50 Hybrid Composite Debt 65:35 Index)	10406	4.06	14705	13.70	16755	10.87	33840	10.63	
Additional Benchmark (Nifty 50 TRI)	10427	4.27	16014	16.98	17540	11.89	37178	11.50	

Fund / Benchmark (Value of Rs 10,000 invested)	1 Year		Since Inception	
	Amount in Rs	PTP Returns %	Amount in Rs	PTP Returns %
HSBC Focused Fund-Regular	9939	-0.61	14557	15.50
Scheme Benchmark (Nifty 500 TRI)	10258	2.58	16497	21.18
Additional Benchmark (Nifty 50 TRI)	10427	4.27	16018	19.82

Note - Sonal Gupta shall be dedicated fund manager for investments in foreign securities by all the schemes of HSBC Mutual Fund.

Past performance may or may not be sustained in the future. Refer note below.

Name of Scheme	Fund Manager	No. of funds managed and Co-managed
HSBC Large & Mid Cap Fund	Cheenu Gupta- Since Nov 26, 2022 Neelotpal Sahai- Since Mar 28, 2019	Cheenu Gupta-7 Neelotpal Sahai-4
HSBC Large Cap Fund	Neelotpal Sahai- Since May 27, 2013 Ankur Arora- Since Nov 26, 2022	Neelotpal Sahai-4 Ankur Arora-3
HSBC ELSS Fund	Cheenu Gupta- Since Jul 02, 2021 Gautam Bhupal- Since Nov 26, 2022	Cheenu Gupta-7 Gautam Bhupal-6
HSBC Midcap Fund	Vihang Shankar Naik- Since June 28 2016 Cheenu Gupta- Since Nov 26 2022	Vihang Shankar Naik-4 Cheenu Gupta-7
HSBC Tax Saver Fund	Gautam Bhupal- Since July 23, 2019 Cheenu Gupta- Since Nov 26, 2022	Gautam Bhupal-6 Cheenu Gupta-7
HSBC Balanced Advantage Fund	Neelotpal Sahai (Equity)- Since Nov 26, 2022 Ritesh Jain (Fixed Income)- Since Nov 26, 2022	Neelotpal Sahai-4 Ritesh Jain-5
HSBC Conservative Hybrid Fund	Ritesh Jain (Fixed Income) Since Nov 26, 2022 Cheenu Gupta (Equity) Since Nov 26, 2022	Ritesh Jain-5 Cheenu Gupta-7
HSBC Equity Savings Fund	Cheenu Gupta (Equity) - Since Jul 02, 2021 Ritesh Jain (Fixed Income) - Since Nov 26, 2022	Cheenu Gupta-7 Ritesh Jain-5
HSBC Aggressive Hybrid Fund	Cheenu Gupta (Equity)- Since July 02, 2021 Shriram Ramanathan (Fixed Income)- Since May 30, 2016	Cheenu Gupta-7 Shriram Ramanathan-11
HSBC Focused Fund	Neelotpal Sahai- Since Nov 26, 2022 Ankur Arora- Since July 29, 2020	Neelotpal Sahai-4 Ankur Arora-3

<sup>8</sup> HSBC Large Cap Fund: The launch date of the Nifty 100 TRI is Jan 01, 2003 whereas the inception date of the scheme is Dec 10, 2002. The corresponding benchmark returns since inception of the scheme not available.

<sup>9</sup> HSBC Mid Cap Fund: The launch date of the S&P BSE 150 Mid Cap TRI is November 30, 2017 whereas the inception date of the scheme is August 09, 2004. The responding benchmark returns since inception of the scheme is not available.

SIP Performance - HSBC Large and Mid Cap Fund - Regular					Inception Date: 28-Mar-19
Scheme Name & Benchmarks	1 Year	3 Years	5 Years	Since Inception	
Total amount invested (₹)	120000	360000	NA	470000	
Market Value as on February 28, 2023 (₹)	1,21,086	4,34,865	NA	6,01,258	
Scheme Returns (%)	1.70	12.71	NA	12.64	
NIFTY Large Midcap 250 TRI - Scheme Benchmark (₹)	1,19,593	4,58,573	NA	6,45,824	
NIFTY Large Midcap 250 TRI - Scheme Benchmark Returns (%)	-0.63	16.42	NA	16.42	
Nifty 50 TRI - Additional Benchmark (₹)	1,20,596	4,44,244	NA	6,14,473	
Nifty 50 TRI - Additional Benchmark Returns (%)	0.93	14.19	NA	13.78	

Since Inception returns are provided from the date of allotment of units. PTP returns – Point to Point returns.



For SIP returns, monthly investment of Rs.10,000 invested on the 1st day of every month has been considered. SIP Return are calculated on XIRR basis.

The performance details provided herein is of Regular Plan - Growth Option. Returns on ₹10,000 are point-to-point returns for the specific time period, invested at the start of the period. The returns for the respective periods are provided as on last available NAV of February 2023 for the respective Schemes. Returns for 1 year and above are Compounded Annualized. Returns for less than 1 year is Simple Annualized. Load is not taken into consideration for computation of performance. Different plans shall have a different expense structure. The expenses of the Direct Plan under the Scheme will be lower to the extent of the distribution expenses / commission charged to the Regular Plan.

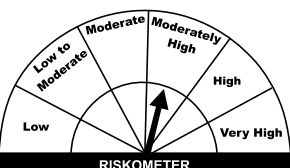
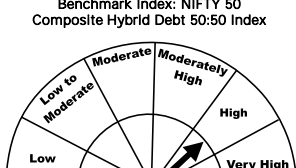
Pursuant to the transfer of schemes of L&T Mutual Fund to HSBC Mutual Fund, which was effective from the close of business hours of November 25, 2022, the performance of the Scheme (which is the surviving scheme out of the merger of schemes with similar features) provided above is computed as per the provisions of SEBI Circular No- SEBI/HO/IMD/DF3/CIR/P/2018/69 dated April 12, 2018 using the weighted average performance of both transferor and transferee schemes. The details of the transferor and transferee schemes please refer to our notice dated October 14, 2022 available on [www.assetmanagement.hsbc.co.in](http://www.assetmanagement.hsbc.co.in).

Past performance may or may not be sustained in the future. Source: HSBC Asset Management India, data as at 28 Feb 2023

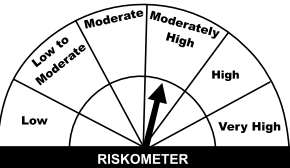
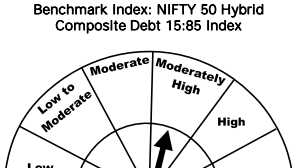
## Product Label

Scheme name and Type of scheme	*Riskometer of the Scheme	Riskometer of the benchmark
<p>This product is suitable for investors who are seeking*:</p> <p><b>HSBC Large and Mid Cap Fund (Erstwhile HSBC Large &amp; Mid Cap Equity Fund) - Large and Mid Cap Fund</b> – An open ended equity scheme investing in both large cap and mid cap stocks.</p> <ul style="list-style-type: none"> <li>• Long term wealth creation and income</li> <li>• Investment predominantly in equity and equity related securities of Large and Mid cap companies (Benchmark : NIFTY Large Midcap 250 TRI)</li> </ul> <p><b>HSBC Large Cap Fund (Erstwhile HSBC Large Cap Equity Fund) - Large Cap Fund</b> – An open ended equity scheme predominantly investing in large cap stocks.</p> <ul style="list-style-type: none"> <li>• To create wealth over long term.</li> <li>• Investment in predominantly large cap equity and equity related securities. (Benchmark : NIFTY 100 TRI Index)</li> </ul> <p><b>HSBC ELSS Fund (Erstwhile L&amp;T Tax Advantage Fund) - Equity Linked Savings Scheme</b> - An open ended equity linked saving scheme with a statutory lock in of 3 years and tax benefit</p> <ul style="list-style-type: none"> <li>• Long term capital growth</li> <li>• Investment predominantly in equity and equity-related securities. (Benchmark : NIFTY 500 TRI Index)</li> </ul> <p><b>HSBC Midcap Fund (Erstwhile L&amp;T Midcap Fund) - Midcap Fund</b> – An open ended equity scheme predominantly investing in mid cap stocks.</p> <ul style="list-style-type: none"> <li>• Long term wealth creation</li> <li>• Investment in equity and equity related securities of mid cap companies. (Benchmark : NIFTY Midcap 150 TRI)</li> </ul> <p><b>HSBC Tax Saver Equity Fund - Equity Linked Savings Scheme</b> - An open ended equity linked saving scheme with a statutory lock in of 3 years and tax benefit</p> <ul style="list-style-type: none"> <li>• Long term capital growth</li> <li>• Investment predominantly in equity and equity-related securities. (Benchmark : NIFTY 500 TRI Index)</li> </ul> <p><b>HSBC Focused Fund (Erstwhile HSBC Focused Equity Fund) - Focused Fund</b> – An open ended equity scheme investing in maximum 30 stocks across market caps (i.e. Multi-Cap).</p> <ul style="list-style-type: none"> <li>• Long term wealth creation</li> <li>• Investment in equity and equity related securities across market capitalization in maximum 30 stocks (Benchmark : NIFTY 500 TRI Index)</li> </ul>	 <p>Investors understand that their principal will be at Very High risk</p>	

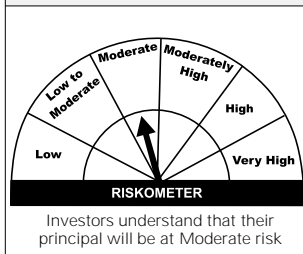
### HSBC Balanced Advantage Fund (Erstwhile L&T Balanced Advantage Fund)

 <p>Investors understand that their principal will be at Moderately High risk</p>	<p><b>HSBC Balanced Advantage Fund</b> – An open ended dynamic asset allocation fund.</p> <p>This product is suitable for investors who are seeking*:</p> <ul style="list-style-type: none"> <li>• Long term capital appreciation and generation of reasonable returns</li> <li>• Investment in equity and equity related instruments, derivatives and debt and money market instruments</li> </ul>	<p>Benchmark Index: NIFTY 50 Composite Hybrid Debt 50:50 Index</p> 
---	---	--

### HSBC Conservative Hybrid Fund (Erstwhile HSBC Regular Savings Fund)

 <p>Investors understand that their principal will be at Moderately High risk</p>	<p><b>Conservative Hybrid Fund</b> – An open ended hybrid scheme investing predominantly in debt instruments.</p> <p>This product is suitable for investors who are seeking*:</p> <ul style="list-style-type: none"> <li>• Investment in fixed income (debt and money market instruments) as well as equity and equity related securities</li> <li>• Capital appreciation over medium to long term</li> </ul>	<p>Benchmark Index: NIFTY 50 Hybrid Composite Debt 15:85 Index</p> 
---	---	--

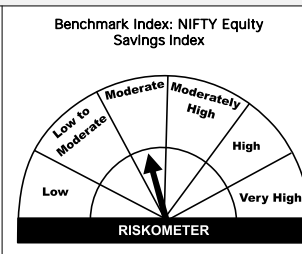
**HSBC Equity Savings Fund (Erstwhile L&T Equity Savings Fund)**



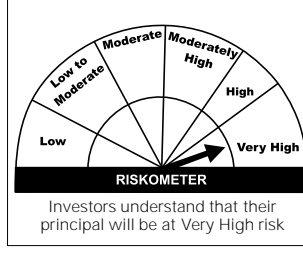
**Equity Savings Fund** – An open ended scheme investing in equity, arbitrage and debt.

**This product is suitable for investors who are seeking\*:**

- Investment in fixed income (debt and money market instruments) as well as equity and equity related securities
- Capital appreciation over medium to long term



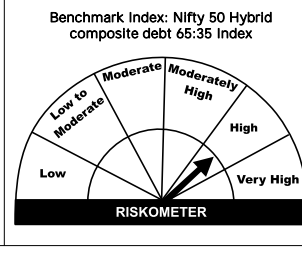
**HSBC Aggressive Hybrid Fund (Erstwhile L&T Hybrid Equity Fund)**



**Aggressive Hybrid Fund** - An open ended hybrid scheme investing predominantly in equity and equity related instruments..

**This product is suitable for investors who are seeking\*:**

- Long term wealth creation and income
- Investment in equity and equity related securities and fixed income instruments



\* Investors should consult their financial advisers if in doubt about whether the product is suitable for them.

**Note on Risk-o-meters:** Riskometer is as on 28 Feb 2023, Any change in risk-o-meter shall be communicated by way of Notice cum Addendum and by way of an e-mail or SMS to unitholders of that particular scheme

Past performance may or may not be sustained in the future. Source: HSBC Asset Management India, data as at 28 Feb 2023

Disclaimer: This document has been prepared by HSBC Asset Management (India) Private Limited (HSBC) for information purposes only and should not be construed as i) an offer or recommendation to buy or sell securities, commodities, currencies or other investments referred to herein; or ii) an offer to sell or a solicitation or an offer for purchase of any of the funds of HSBC Mutual Fund; or iii) an investment research or investment advice. It does not have regard to specific investment objectives, financial situation and the particular needs of any specific person who may receive this document. Investors should seek personal and independent advice regarding the appropriateness of investing in any of the funds, securities, other investment or investment strategies that may have been discussed or referred herein and should understand that the views regarding future prospects may or may not be realized. In no event shall HSBC Mutual Fund/HSBC Asset management (India) Private Limited and / or its affiliates or any of their directors, trustees, officers and employees be liable for any direct, indirect, special, incidental or consequential damages arising out of the use of information / opinion herein.

This document is intended only for those who access it from within India and approved for distribution in Indian jurisdiction only. Distribution of this document to anyone (including investors, prospective investors or distributors) who are located outside India or foreign nationals residing in India, is strictly prohibited. Neither this document nor the units of HSBC Mutual Fund have been registered under Securities law/Regulations in any foreign jurisdiction. The distribution of this document in certain jurisdictions may be unlawful or restricted or totally prohibited and accordingly, persons who come into possession of this document are required to inform themselves about, and to observe, any such restrictions. If any person chooses to access this document from a jurisdiction other than India, then such person do so at his/her own risk and HSBC and its group companies will not be liable for any breach of local law or regulation that such person commits as a result of doing so.

© Copyright. HSBC Asset Management (India) Private Limited 2023, ALL RIGHTS RESERVED.  
HSBC Mutual Fund, 9-11th Floor, NESCO - IT Park Bldg. 3, Nesco Complex, Western Express Highway, Goregaon East, Mumbai 400063. Maharashtra.  
GST - 27AABCH0007N1ZS, Email: investor.line@mutualfunds.hsbc.co.in | Website: www.assetmanagement.hsbc.co/in

Mutual fund investments are subject to market risks, read all scheme related documents carefully.