

## Product Note

### HSBC Liquid Fund (HLIF)

(An open-ended Liquid Scheme. Relatively Low interest rate risk and moderate credit risk.)

May 2026

Fund Category	Fund Manager	Benchmark <sup>1, 2</sup>	Inception Date	AUM <sup>3&amp;</sup>
Liquid Fund	Abhishek Iyer and Rahul Totla*	NIFTY Liquid Index A-I	04 Dec 2002	Rs. 13,434.18 Cr

Minimum Investment			Exit Load <sup>4</sup>	
Lumpsum	SIP	Additional Purchase	Investor exit upon subscription	Exit Load as a % of redemption proceeds
₹ 5,000	₹ 500	₹ 1,000	Day 1	0.0070%
			Day 2	0.0065%
			Day 3	0.0060%
			Day 4	0.0055%
			Day 5	0.0050%
			Day 6	0.0045%
			Day 7 Onwards	0.0000%

Quantitative Data	
Average Maturity	67.54 Days
Modified Duration	66.71 Days
Macaulay Duration	67.54 Days
Yield to Maturity	7.57%

### Why HSBC Liquid Fund?

- To offer optimal liquidity and risk adjusted performance to suit the investor's requirements in various situations, our fund managers follow stringent liquidity, credit risk and interest rate risk norms
- The portfolio comprises of high credit quality papers evaluated through a rigorous credit evaluation process and generally aims to restrict investments to the highest possible short-term rating.

### Fund Approach

- Investment predominantly in highly liquid money market instruments, government securities and corporate debt with residual maturity of up to 91 days
- Aims to focus on maintaining a high credit quality and highly liquid portfolio - investing only in issuers which are covered by internal credit research team
- Measured exposure to high quality Commercial Papers
- The focus continues to be on the accrual returns in the portfolio.

**Exit Load<sup>4</sup>:** NIL, No entry load will be charged to the investor.

**Month End Total Expenses Ratios (Annualized)<sup>5</sup> – Regular<sup>6</sup>:** 0.20%, Direct: 0.12%.

<sup>1</sup> As per clause 7.22 of the SEBI Master Circular for Mutual Funds dated March 20, 2026., on Benchmarks for Mutual Fund Schemes' has introduced two-tiered structure for benchmarking of certain categories of schemes. Accordingly, the benchmark has been classified as Tier 1 benchmark. Furthermore, the same is effective from 01 December 2021.

<sup>2</sup> Fund's benchmark has changed with effect from May 01, 2024.

<sup>3</sup> AUM is as on 30 April 2026, <sup>4</sup> Exit load shall be applicable for investors who exit (by way of redemption / switch-out / transfer) within 7 calendar days from the date of investment.

<sup>5</sup> TER Annualized TER including GST on Investment Management Fees, <sup>6</sup> Continuing plans

Note - \*Rahul Totla is the Fund Manager for the scheme effective from January 1, 2026

<sup>8</sup> For disclosure of quarterly AUM/AAUM and AUM by geography, please visit our website: <https://www.assetmanagement.hsbc.co.in/en/mutual-funds/investor-resources/information-library#&accordion1446811090=4>

**Note:** The sector(s)/stock(s)/issuer(s) mentioned in this document do not constitute any research report nor it should be considered as an investment research, investment recommendation or advice to any reader of this content to buy or sell any stocks / investments. The Fund/portfolio may or may not have any existing / future position in these sector(s)/stock(s)/issuer(s).

Source – HSBC Mutual Fund, Data as of 30 April 2026. **Past performance may or may not be sustained in future and is not a guarantee of any future returns.**

## Portfolio

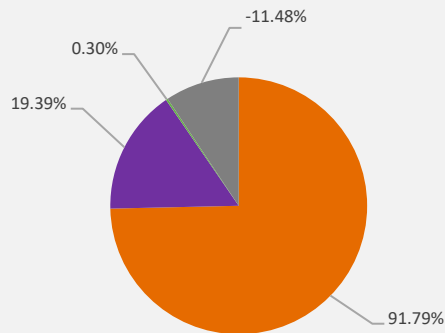
Issuer	Rating	% to Net Assets
<b>Certificate of Deposit</b>		<b>38.94%</b>
Canara Bank	CRISIL A1+	9.42%
HDFC Bank Limited	CARE A1+	6.22%
Bank of Baroda	IND A1+ / CARE A1+	4.96%
Punjab National Bank	CARE A1+	3.39%
Union Bank of India	ICRA A1+ / CRISIL A1+	4.50%
ICICI Bank Limited	CRISIL A1+	2.82%
EXIM Bank	CRISIL A1+	2.26%
Indian Bank	CRISIL A1+	2.26%
SIDBI	CRISIL A1+	1.70%
Kotak Mahindra Bank Limited	CRISIL A1+	0.85%
Axis Bank Limited	CRISIL A1+	0.57%
<b>Commercial Paper</b>		<b>52.85%</b>
Reliance Retail Ventures Ltd	CRISIL A1+	5.66%
EXIM Bank	CRISIL A1+	4.53%
ICICI Securities Limited	CRISIL A1+	4.11%
NABARD	CRISIL A1+ / ICRA A1+	4.53%
Birla Group Holdings Private Ltd	CRISIL A1+	2.41%
SIDBI	CRISIL A1+	2.25%
Julius Baer Cap Ind Pvt Limited	CRISIL A1+	1.70%
Reliance Jio Infocomm Limited	CRISIL A1+	1.70%
SBI Cap Securities Ltd.	ICRA A1+	1.70%
REC Limited	CRISIL A1+	1.70%
NTPC Limited	ICRA A1+	1.69%
ICICI Securities Primary Dealership Ltd	CRISIL A1+	1.69%
ICICI Home Finance Company Limited	CRISIL A1+	1.68%
Jamnagar Utilities and Power Pvt Limited (Mukesh Ambani Group)	CRISIL A1+	1.42%
Grasim Industries Limited	CRISIL A1+	1.41%
Reliance Industries Limited	CRISIL A1+	1.41%
Bharti Telecom Limited	CRISIL A1+	1.14%
Mahindra & Mahindra Financial Serv Ltd.	CRISIL A1+	1.13%
L&T Finance Limited	CRISIL A1+	1.13%
Sharekhan Limited	CRISIL A1+	1.13%
Sikka Ports & Terminals Limited (Mukesh Ambani Group)	CRISIL A1+	1.12%
Kotak Securities Ltd.	CRISIL A1+	1.11%
Network 18 Media & Investments Ltd	ICRA A1+	0.85%
Titan Company Limited	CARE A1+	0.85%
Axis Securities Limited	CRISIL A1+	0.85%
Aditya Birla Capital Limited	ICRA A1+	0.84%
Motilal Oswal Financial Services	ICRA A1+	0.71%
ONGC PETRO-ADDITIONS LTD	CRISIL A1+	0.57%
360 ONE WAM LIMITED	CRISIL A1+	0.57%

360 ONE Prime Limited	CRISIL A1+	0.56%
Godrej Industries Ltd	CRISIL A1+	0.42%
Barclays Invest. & Loans (India) Pvt Ltd	CRISIL A1+	0.28%
<b>Treasury Bills</b>		<b>19.39%</b>
182 DTB 14-May-2026	SOVEREIGN	2.84%
364 Days Treasury Bills 14-May-2026	SOVEREIGN	2.84%
91 Days Treasury Bill 04-Jun-2026	SOVEREIGN	2.83%
182 Days Treasury Bill 21-May-2026	SOVEREIGN	2.81%
91 Days Treasury Bill 11-Jun-2026	SOVEREIGN	2.52%
182 DTB 18-Jun-2026	SOVEREIGN	2.29%
364 Days Treasury Bill 01-May-2026	SOVEREIGN	1.71%
182 DTB 11-Jun-2026	SOVEREIGN	1.13%
182 Days Treasury Bill 26-Jun-2026	SOVEREIGN	0.42%
<b>Alternative Investment Funds (AIF)</b>		<b>0.30%</b>
Corp Debt Mkt Develop Fund (SBI AIF Fund)	AIF	0.30%
<b>Cash Equivalent</b>		<b>-11.48%</b>
<b>Net Current Assets</b>		<b>-11.48%</b>
<b>Total Net Assets as on 30-April-2026</b>		<b>100.00%</b>

\*TREPS : Tri-Party Repo fully collateralized by G-Sec



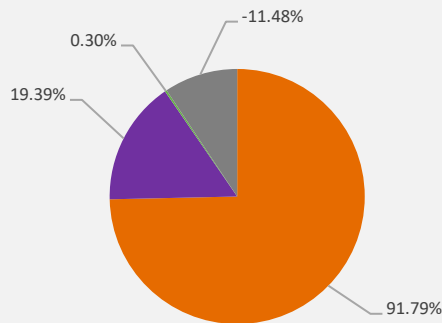
### Asset Allocation



- Money Market Instruments
- Treasury Bills
- Alternative Investment Funds (AIF)
- Cash Equivalent



### Rating Profile



- AAA and Equivalents
- SOVEREIGN
- Alternative Investment Funds (AIF)
- Net Current Assets

## Investment Objective

To provide reasonable returns, commensurate with low risk while providing a high level of liquidity, through a portfolio of money market and debt securities. However, there can be no assurance that the Scheme objective can be realised.

Fund Manager - Rahul Totla Effective 01 Jan 2026. Total Schemes Managed - 3  
Fund Manager - Abhishek Iyer Effective 01 Apr 2025. Total Schemes Managed - 3

Lump Sum Investment Performance																				Inception Date	
Fund / Benchmark (Value of Rs 10,000 invested)	7 Days		15 Days		30 Days		3 Months		6 Months		1 Year		3 Years		5 Years		10 Years		Since Inception		
	Amount in ₹	Returns %	Amount in ₹	Returns %	Amount in ₹	Returns %	Amount in ₹	Returns %	Amount in ₹	Returns %	Amount in ₹	Returns %	Amount in ₹	Returns %	Amount in ₹	Returns %	Amount in ₹	Returns %	Amount in ₹		Returns %
HSBC Liquid Fund - Regular Plan <sup>7</sup> ~	10006	3.77	10016	4.16	10061	7.92	10161	6.79	10305	6.24	10619	6.19	12222	6.90	13383	6.00	18029	6.07	27544	7.01	04-Dec-02
Scheme Benchmark (NIFTY Liquid Index A-I)	10005	3.32	10016	4.29	10059	7.73	10161	6.78	10303	6.21	10619	6.19	12237	6.94	13431	6.07	18009	6.05	27718	7.05	
Additional Benchmark (CRISIL 1 Year T Bill Index)	9998	-1.20	10009	2.40	10030	3.85	10102	4.24	10190	3.87	10462	4.62	12089	6.51	13154	5.63	17968	6.03	25831	6.55	
HSBC Liquid Fund - Direct Plan <sup>7</sup> ~	10006	3.87	10016	4.26	10061	8.01	10163	6.87	10309	6.32	10629	6.29	12257	7.00	13443	6.09	18165	6.15	24107	6.82	01-Jan-13
Scheme Benchmark (NIFTY Liquid Index A-I)	10005	3.32	10016	4.29	10059	7.73	10161	6.78	10303	6.21	10619	6.19	12238	6.94	13431	6.07	18009	6.05	23892	6.75	
Additional Benchmark (CRISIL 1 Year T Bill Index)	9998	-1.20	10009	2.40	10030	3.85	10102	4.24	10190	3.87	10462	4.62	12089	6.51	13154	5.63	17968	6.03	22879	6.40	

**Past performance may or may not be sustained in future and is not a guarantee of any future returns.** The performance details provided herein are of Regular as well as Direct Plan - Growth Option. Returns on ₹10,000 are point-to-point returns for the specific time period, invested at the start of the period. The returns for the respective periods are provided as on last available NAV of April 2026 for the respective schemes. Returns for 1 year and above are Compounded Annualized. Returns for less than 1 year is Simple Annualized. Load is not taken into consideration for computation of performance. Different plans shall have a different expense structure. The expenses of the Direct Plan under the Scheme will be lower to the extent of the distribution expenses / commission charged to the Regular Plan.

As per clause 6.9.1 of the SEBI Master Circular for Mutual Funds dated March 20, 2026., the scheme returns vis-à-vis the benchmark return (Total Return Index) shall be disclosed are provided from the date of allotment of units. .

Post merger performance of the surviving scheme, arising out of merger of schemes with similar features, is computed as per the provisions of clause 14.3 of the SEBI Master Circular for Mutual Funds dated March 20, 2026., on Disclosure of Performance of Schemes post-merger using the weighted average performance of both transferor and transferee schemes. In other cases, performance is computed using the Applicable NAV of the surviving/continuing schemes. ~ Face value Rs 1000

Returns for Debt schemes has been calculated as on last business day NAV provided as on 30 April 2026.



<sup>7</sup>HSBC Liquid Fund: Since there was no continuous NAV history available for the surviving Plan of HSBC Liquid Fund prior to May 19, 2011, returns since the said date have been considered for calculating Since Inception performance. The inception date of HSBC Liquid Fund however is December 04, 2002.

Source: HSBC Mutual Fund, data as on 30 April 2026

[Click here](#) to check other funds performance managed by the Fund Manager

Note : Please refer to Scheme Information Document for more details on Asset Allocation of the scheme.

## Product Label

Scheme name and Type of scheme	*Scheme Risk-o-meter	Benchmark Risk-o-meter (as applicable)
<p><b>HSBC Liquid Fund</b></p> <p>(An open ended Liquid Scheme. Relatively Low interest rate risk and moderate credit risk.)</p> <p><b>This product is suitable for investors who are seeking*:</b></p> <ul style="list-style-type: none"> <li>Overnight liquidity over short term</li> <li>Investment in Money Market Instruments</li> </ul>	 <p>The risk of the scheme is Low to Moderate Risk</p>	<p>As per AMFI Tier 1 Benchmark Index: <b>NIFTY Liquid Index A-I</b></p>  <p>The risk of the benchmark is Low to Moderate Risk</p>

\* Investors should consult their financial advisers if in doubt about whether the product is suitable for them.

**Note on Risk-o-meters:** Riskometer is as on 30 April 2026, Any change in risk-o-meter shall be communicated by way of Notice cum Addendum and by way of an e-mail or SMS to unitholders of that particular scheme

Potential Risk Class (HSBC Liquid Fund)			
Credit Risk →	Relatively Low (Class A)	Moderate (Class B)	Relatively High (Class C)
Interest Rate Risk ↓			
Relatively Low (Class I)		<b>B-I</b>	
Moderate (Class II)			
Relatively High (Class III)			
<b>A Scheme with Relatively Low interest rate risk and Moderate credit risk.</b>			

Potential Risk Class ('PRC') matrix indicates the maximum interest rate risk (measured by Macaulay Duration of the scheme) and maximum credit risk (measured by Credit Risk Value of the scheme) the fund manager can take in the scheme. PRC matrix classification is done in accordance with and subject to the methodology/guidelines prescribed by SEBI to help investors take informed decision based on the maximum interest rate risk and maximum credit risk the fund manager can take in the scheme, as depicted in the PRC matrix.

**Past performance may or may not be sustained in future and is not a guarantee of any future returns.** Source: HSBC Mutual Fund, data as on 30 April 2026

Investors are requested to note that as per SEBI (Mutual Funds) Regulations, 2026 and guidelines issued thereunder, HSBC AMC, its employees and/or empaneled distributors/agents are forbidden from guaranteeing/promising/assuring/predicting any returns or future performances of the schemes of HSBC Mutual Fund. Hence please do not rely upon any such statements/commitments. If you come across any such practices, please register a complaint via email at [investor.line@mutualfunds.hsbc.co.in](mailto:investor.line@mutualfunds.hsbc.co.in).

**Disclaimer:** This document has been prepared by HSBC Mutual Fund for information purposes only and should not be construed as i) an offer or recommendation to buy or sell securities, commodities, currencies or other investments referred to herein; or ii) an offer to sell or a solicitation or an offer for purchase of any of the funds of HSBC Mutual Fund; or iii) an investment research or investment advice. It does not have regard to specific investment objectives, financial situation and the particular needs of any specific person who may receive this document. Investors should seek personal and independent advice regarding the appropriateness of investing in any of the funds, securities, other investment or investment strategies that may have been discussed or referred herein and should understand that the views regarding future prospects may or may not be realized. In no event shall HSBC Mutual Fund/HSBC Asset management (India) Private Limited and / or its affiliates or any of their directors, trustees, officers and employees be liable for any direct, indirect, special, incidental or consequential damages arising out of the use of information / opinion herein.

This document is intended only for those who access it from within India and approved for distribution in Indian jurisdiction only. Distribution of this document to anyone (including investors, prospective investors or distributors) who are located outside India or foreign nationals residing in India, is strictly prohibited. Neither this document nor the units of HSBC Mutual Fund have been registered under Securities law/Regulations in any foreign jurisdiction. The distribution of this document in certain jurisdictions may be unlawful or restricted or totally prohibited and accordingly, persons who come into possession of this document are required to inform themselves about, and to observe, any such restrictions. If any person chooses to access this document from a jurisdiction other than India, then such person do so at his/her own risk and HSBC and its group companies will not be liable for any breach of local law or regulation that such person commits as a result of doing so.

© Copyright. HSBC Mutual Fund 2026, ALL RIGHTS RESERVED.

HSBC Mutual Fund, 9-11th Floor, NESCO - IT Park Bldg. 3, Nesco Complex, Western Express Highway, Goregaon East, Mumbai 400063. Maharashtra.  
GST - 27AABCH0007N1Z5, Email: [investor.line@mutualfunds.hsbc.co.in](mailto:investor.line@mutualfunds.hsbc.co.in) | Website: [www.assetmanagement.hsbc.co/in](http://www.assetmanagement.hsbc.co/in)

**Mutual Fund investments are subject to market risks, read all scheme related documents carefully.**