

TRIPLE A'S, FOR A ROCK SOLID FOUNDATION.

FUND MANAGER'S OUTLOOK

This fund is ideally suited for investors who have an investment horizon of more than 3 years and can see through the Mark To Market volatility over the investment period. We believe rates on the longer end of the AAA yield curve are still attractive and offer good entry points with a potential to provide attractive capital gains over the course of the interest rate cycle. This fund can also be considered as an alternative investment option to tax free bonds as it has a relatively higher carry.



KEY FEATURES OF L&T TRIPLE ACE BOND FUND

- Portfolio consists of high credit quality debt securities in AAA[#] and equivalent corporate bonds
- The fund aims to invest in bonds maturing predominantly in 2028 and 2029

Modified Duration

4.71 yrs.

Average Maturity

6.32 yrs.

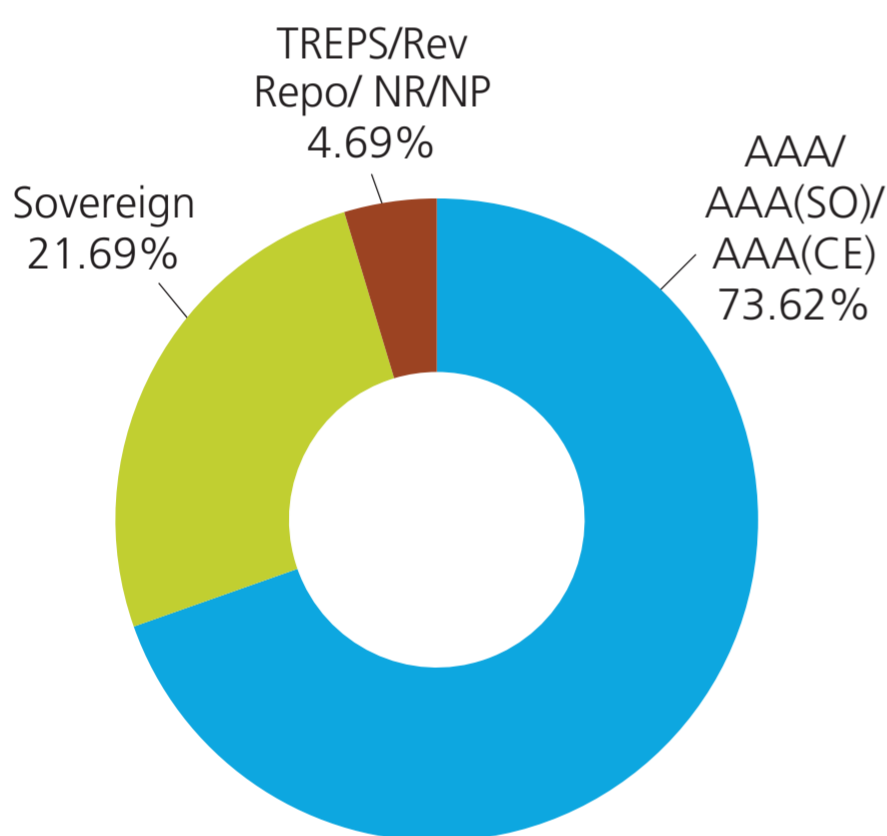
AAUM

Rs. 7,672.37 cr.

YTM

7.38%

% RATING PROFILE



PORTFOLIO ALLOCATION (Top 10 Holdings)

Name of Instrument (Government Bonds)	Ratings/ Industry	% of Net Assets
National Bank for Agriculture & Rural Development	ICRA AAA/ CRISIL AAA/ IND AAA	10.26%
National Highways Authority of India	CRISIL AAA	9.69%
Indian Railway Finance Corporation Limited	CARE AAA/ CRISIL AAA	9.06%
07.26% GOI 14-01-2029	SOVEREIGN	8.84%
NTPC Limited	CRISIL AAA	7.02%
06.79% GOI 15-05-2027	SOVEREIGN	6.86%
Power Grid Corporation of India Limited	CRISIL AAA	6.72%
Export Import Bank of India	CRISIL AAA	5.44%
07.17% GOI 08-01-2028	SOVEREIGN	5.36%
Housing and Urban Development Corporation Limited	CARE AAA/ ICRA AAA	4.31%

The Portfolio and other data provided is as on May 31, 2022

FUND FACTS

Fund Manager: Mr. Shriram Ramanathan (w.e.f. June 30, 2014) & Mr. Jalpan Shah (w.e.f. April 03, 2017)

Benchmark: NIFTY Corporate Bond Index B-III

Date of Inception: March 31, 1997

Exit Load: If the amount sought to be redeemed or switched out on or before 3 months from the date of allotment: 0.50%. If the amount sought to be redeemed or switched out is invested for a period of more than 3 months from the date of allotment: Nil (w.e.f. June 09, 2021)

Potential Risk Class (PRC) Matrix

Potential Risk Class			
Credit risk →	Relatively Low (Class A)	Moderate (Class B)	Relatively High (Class C)
Interest Rate Risk ↓			
Relatively Low (Class I)			
Moderate (Class II)			
Relatively High (Class III)	A-III		

Source: Internal & MFI

www.ltfs.com



L&T Financial Services
Mutual Fund

This product is suitable for investors who are seeking*

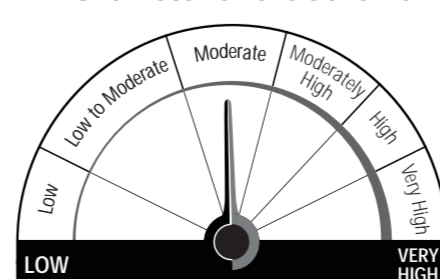
- Generation of regular and stable income over medium to long term
- Investment predominantly in AA+ and above rated corporate bonds and money market instruments

*Investors should consult their financial advisers if in doubt about whether the product is suitable for them.

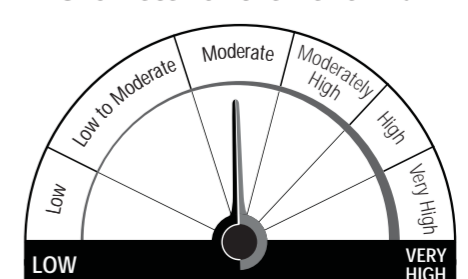
*As on May 31, 2022, the investments are predominantly in AAA rated instruments.

All data mentioned above is as on May 31, 2022, unless otherwise stated above.

Riskometer of the Scheme



Riskometer of the Benchmark



Investors understand that their principal will be at moderate risk

Mutual Fund investments are subject to market risks, read all scheme related documents carefully.

CL09585