

# A GOOD TEAM FOR LONG-TERM GROWTH!

## Invest in L&T Large and Midcap Fund

Equity as an asset class provides myriad of opportunities to invest across sectors and market capitalisation. An investor aiming for stability across market cycles alongwith high growth potential should consider adding large & mid cap fund to their portfolio for long term goals.



### Why invest in L&T Large and Midcap Fund?



A lumpsum investment of Rs 1 lakh has grown to Rs 6.51 lakh since inception (CAGR of 12.39%)



A Monthly SIP of Rs 10,000 has grown to Rs 22.01 lakhs over the last 10 years (CAGR of 11.68)



Ideal blend of largecap stocks to reduce volatility with exposure to relative stable companies and midcap stocks to fuel the growth prospects



Differentiated investment strategy aims at delivering long term performance with high conviction ideas



Aided by bottom-up stock picking and strong internal research, the fund has endeavored to significant alpha over longer term without assuming undue risk across



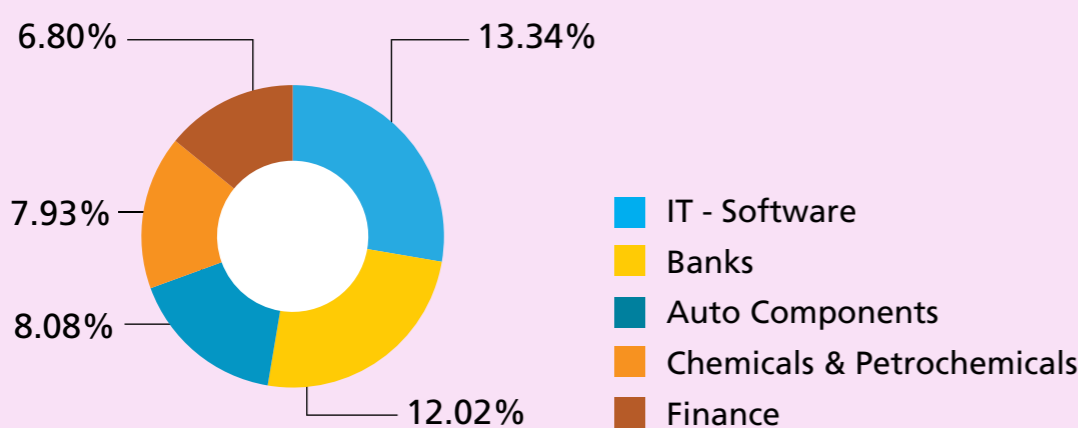
Complete flexibility to manoeuvre across different segment and sectors of the market, thus helping investors to add style diversification to their portfolios

### Portfolio Positioning (as on May 31, 2022)

Sectors	Commodities	Consumer Discretionary	Energy	Financial Services	Health Care	Industrials	Information Technology	Services	Utilities
Marketcap									
Top 100 stocks	4.6	10.8	5.8	15.8	3.4	0.8	6.3		5.1
Next 150 stocks	4.0	13.8	0.8	3.1	1.4	5.6	7.3		
Beyond Top 250 stocks	2.4	5.1		1.5			0.6		

Market capitalization cut offs (based on SEBI guidelines) used to define Large / Mid / Small cap stocks are as per the AMFI definitions as on December 2021.

### Top 5 Sectors



### Top 5 Holdings (as on May 31, 2022)

Company	% of net assets
ICICI Bank Limited	6.38
Reliance Industries Limited	5.79
Infosys Limited	4.48
State Bank of India	4.31
Indian Hotels Company Limited	4.28

### Fund Facts

**Fund Manager:** Ms. Cheenu Gupta (w.e.f July 2, 2021) & Mr. Vihang Naik (w.e.f. Dec 17, 2019) and Mr. Sonal Gupta (w.e.f July 5, 2021) (for investments in foreign securities)

**Monthly Average AUM (Cr):** Rs. 1,401.53

**Date of Inception:** May 22, 2006

**Benchmark:** NIFTY LargeMidcap 250 TRI

### Scheme Performance vs. benchmarks (as on May 31, 2022)

(Regular Plan - Growth)	1 year		3 year		5 year		Inception Date	Since Inception	
	CAGR Returns (%)	PTP Returns* (in ₹)	CAGR Returns (%)	PTP Returns* (in ₹)	CAGR Returns (%)	PTP Returns* (in ₹)		CAGR Returns (%)	PTP Returns* (in ₹)
L&T Large and Midcap Fund (G)	6.65%	10,665	10.98%	13,674	7.68%	14,477	22/May/2006	12.39%	65,106
NIFTY LargeMidcap 250 TRI <sup>§</sup>	8.99%	10,899	16.22%	15,705	13.18%	18,577		13.53%	76,531
S&P BSE SENSEX TRI <sup>^</sup>	8.39%	10,839	13.22%	14,518	13.69%	18,997		12.50%	66,136

**Past performance may or may not be sustained in the future.** Returns greater than 1 year period are compounded annualized. Dividends are assumed to be reinvested and bonus is adjusted. Load is not taken into consideration. Benchmark: NIFTY LargeMidcap 250 TRI. Different plans viz. Regular Plan and Direct Plan have different expense structure. <sup>§</sup>Benchmark <sup>^</sup>Additional Benchmark \*Point-to-Point (PTP) returns on Standard Investment of Rs. 10,000/-.

#### Other funds managed by Ms. Cheenu Gupta

Period	1 Year		3 Year		5 Year	
	Scheme return%	Benchmark return%	Scheme return%	Benchmark return%	Scheme return%	Benchmark return%
L&T Tax Advantage Fund <sup>†</sup>	3.37	8.30	10.18	14.65	8.10	12.68
L&T Hybrid Equity Fund <sup>‡</sup>	1.90	5.65	8.94	11.66	7.21	11.30
L&T Equity Savings Fund <sup>§</sup>	6.26	5.13	7.84	8.63	6.94	8.69
L&T Conservative Hybrid Fund <sup>¶</sup>	2.82	2.23	6.09	8.23	5.77	7.91

#### Other funds managed by Mr. Vihang Naik

L&T Midcap Fund <sup>¶</sup>	4.53	10.60	12.86	20.86	8.72	13.76
L&T Focused Equity Fund <sup>¶</sup>	1.89	8.08	10.44	14.25	NA	NA
L&T Flexicap Fund <sup>¶</sup>	3.85	8.30	10.05	14.65	8.34	12.68
L&T Balanced Advantage Fund <sup>¶</sup>	2.60	4.65	7.14	10.80	6.81	10.40

#### Other funds managed by Mr. Sonal Gupta (managing investment in Foreign Securities portion)

L&T Emerging Businesses Fund <sup>¶¶</sup>	20.83	9.10	20.29	17.11	12.75	9.28
L&T India Value Fund <sup>¶¶</sup>	8.61	8.30	13.38	14.65	9.63	12.68
L&T Business Cycles Fund <sup>¶¶</sup>	8.00	8.30	10.69	14.65	7.29	12.68
L&T India Large Cap Fund <sup>¶¶</sup>	3.50	8.29	10.09	13.44	9.56	12.71
L&T Arbitrage Opportunities Fund <sup>¶¶</sup>	3.41	3.73	4.33	3.87	5.07	4.46

<sup>¶</sup>Also managed by Mr. Venugopal Manghat. <sup>†</sup>Fund is co-managed by Mr. Venugopal Manghat and Mr. Praveen Ayathan for equity portion and Mr. Jalpan Shah (Debt Portion). <sup>‡</sup>Co-managed by Mr. Vihang Naik. <sup>§</sup>Also managed by Ms. Cheenu Gupta. <sup>¶</sup>Fund is co-managed by Mr. Praveen Ayathan for equity portion and Mr. Jalpan Shah (Debt Portion). <sup>¶¶</sup>Co-managed by Mr. Sonal Gupta (for investments in foreign securities). <sup>¶¶¶</sup>Fund is co-managed by Mr. Shiriram Ramanathan for Debt Component, Mr. Sonal Gupta for foreign securities, Mr. Venugopal Manghat for Equity Component. <sup>¶¶¶¶</sup>Fund is co-managed by Mr. Venugopal Manghat (equity portion) & Mr. Jalpan Shah (Debt Portion).

**Past performance may or may not be sustained in the future.** Returns greater than 1 year period are compounded annualized. Dividends are assumed to be reinvested and bonus is adjusted. Load is not taken into consideration. Ms. Cheenu Gupta manages or co-manages 9 schemes, Mr. Vihang Naik manages or co-manages 8 schemes and Mr. Sonal Gupta manages or co-manages 8 schemes of L&T Mutual Fund respectively. Performance data of other schemes primarily managed by the fund managers is given in terms of SEBI circular dated March 15, 2017. This performance is on the basis of the 3 years CAGR of Regular plan - Growth. Different plans viz. Regular Plan and Direct Plan have different expense structure.

www.lfms.com



Follow us on

**L&T Large and Midcap Fund**  
(An open ended equity scheme investing in both large cap and midcap stocks)

**This product is suitable for investors who are seeking\***

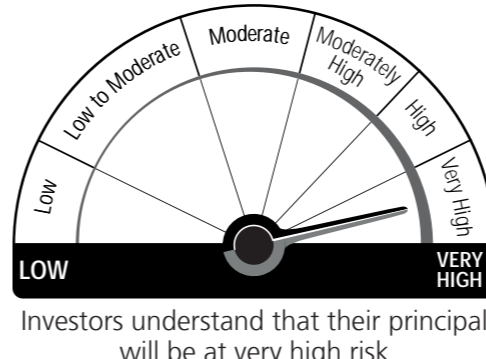
- Long term capital appreciation
- Investment predominantly in equity and equity-related securities, with minimum allocation of at least 35% each to large cap and mid cap companies

\*Investors should consult their financial advisers if in doubt about whether the product is suitable for them.

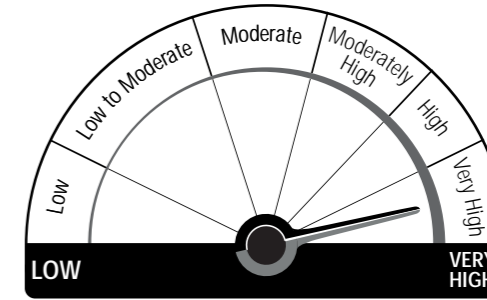
All data mentioned above is as on May 31, 2022, unless otherwise stated above.

**Mutual Fund investments are subject to market risks, read all scheme related documents carefully.**

#### Riskometer of the Scheme



#### Riskometer of the Benchmark



Investors understand that their principal will be at very high risk