

The time is ripe to focus on winners.

Invest in L&T Focused Equity Fund

In a growing economy, there are some companies that exhibit good growth and earnings regardless of the business cycle. And while business cycles are directional indicators, only the right stock selection can lead to better returns. The expertise of the fund manager is critical in managing a concentrated portfolio that can achieve a higher risk-return profile.



Why Invest in L&T FOCUSED EQUITY FUND?

- Multicap portfolio of maximum 30 stocks that are sector and market-cap agnostic
- Aimed to deliver higher alpha, albeit with higher volatility
- Bottom-up stock selection using our proprietary G.E.M investment approach

- Spot companies that have good business run by able management at reasonable valuation
- Suitable for aggressive investors looking for capitalising on the long-term growth potential of Indian equities
- Strong investment process and risk management team that carries out ongoing evaluation

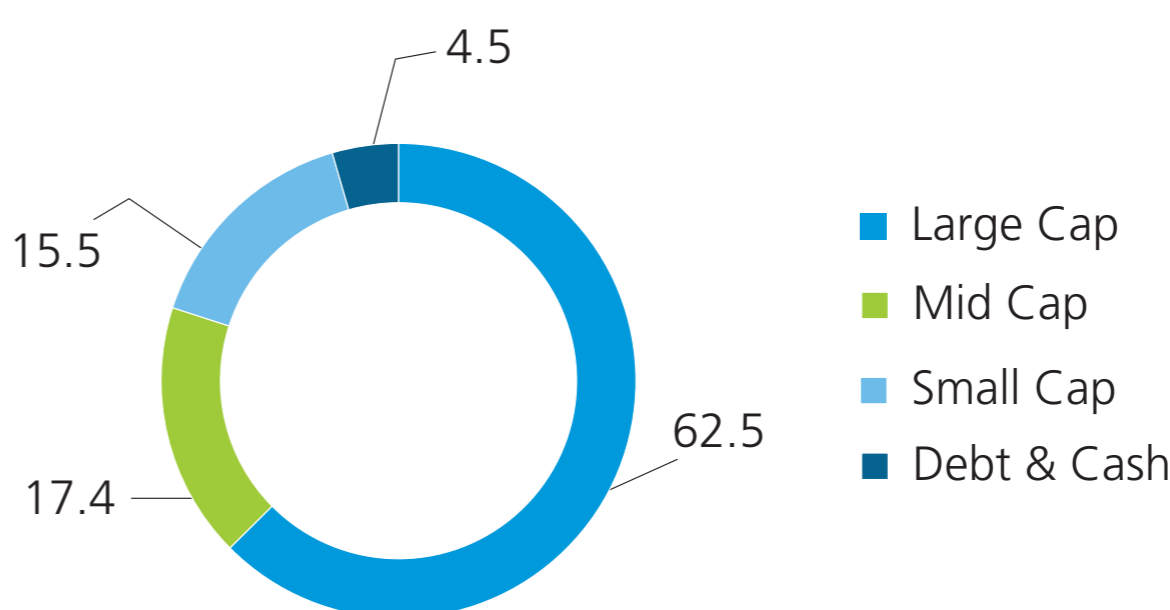
PORTFOLIO POSITIONING

Sectors	Commodities	Consumer	Energy	Financial Services	Health Care	Information Technology	Manufacturing	Services	Telecom	Utilities	Total
Marketcap											
Top 100 stocks	2.9	15.0	8.8		6.0	17.0	6.3		2.8	3.7	62.5%
Next 150 stocks	4.0			2.5	5.2		5.8				17.5%
Next 250 stocks		2.3			0.6	3.3	4.4	4.9			15.5%

Top 5 Holdings

Security	Industry	% of NAV
Reliance Industries Limited	Petroleum Products	8.83
Infosys Limited	Software	7.97
Tata Consultancy Services Limited	Software	5.50
Blue Dart Express Limited	Transportation	4.87
Hindustan Unilever Limited	Consumer Non Durables	4.53

Market capitalization break-up (%)*



Fund Manager's Outlook

Various phases of the economic cycle throw up diverse stock picking opportunities. Past analysis of the Indian market shows that every rolling five-year period, wealth created in multiple sectors and stocks. The ongoing market correction has thrown up a lot of opportunities across various sectors & market caps. This fund with its differentiated strategy of being focused wants to capture the best opportunities that are available in the market. The construction of the portfolio is driven by our basic philosophy of bottom up stock picking.

Fund Facts

Fund Manager: Mr. Vihang Naik (w.e.f. Nov 05, 2018) and Mr. Venugopal Manghat (w.e.f. Dec 17, 2019)

Monthly Average AUM (Rs In Crs): Rs. 947.81

Date of Inception: November 5, 2018

Benchmark: Nifty 500 TRI Index

Minimum Initial Application Amount: Rs. 5000 per application and in multiples of Re. 1 thereafter

Exit Load: If the units redeemed or switched out are upto 10% of the units purchased or switched in ("the limit") within 1 year from the date of allotment – Nil. If units redeemed or switched out are over and above the limit within 1 year from the date of allotment – 1%. If units are redeemed or switched out on or after 1 year from the date of allotment – Nil.

www.ltfs.com



Follow us on

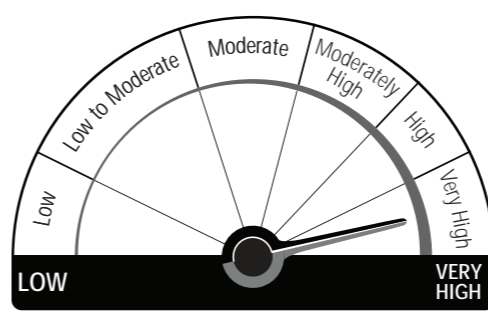
Market capitalization cut offs (based on SEBI guidelines) used to define Large / Mid / Small cap stocks are as per the AMFI definitions as on December 2021.

This product is suitable for investors who are seeking*

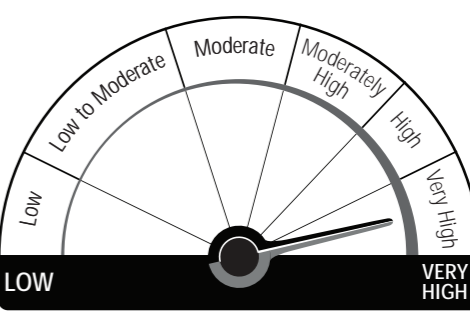
- Long term capital appreciation
- Investment in a concentrated portfolio of equity and equity related instruments of maximum 30 stocks.

*Investors should consult their financial advisers if in doubt about whether the product is suitable for them.

Riskometer of the Scheme



Riskometer of the Benchmark



All data mentioned above is as on March 31, 2022, unless otherwise stated above.

Mutual Fund investments are subject to market risks, read all scheme related documents carefully.

CL09376