

# Emerging Businesses, Emerging Favourites!



has grown to



Since inception, the fund has given **20.79%**

A Monthly SIP of Rs.10,000 has grown to **Rs.21.52 lakhs** over since inception (CAGR of **19.63%**)



AUM grew nearly 10 times in 5 years Rs.840 crore in April 2017 to **Rs.8,014 crore** in April 2022

## Investment approach of L&T Emerging Businesses Fund

Invest in companies which are in the **early stage of development, with positive cash flows** and have the potential to grow their revenue and profits at a faster rate than established businesses

At least **65% exposure to stocks beyond top 250**, in terms of market capitalization\*

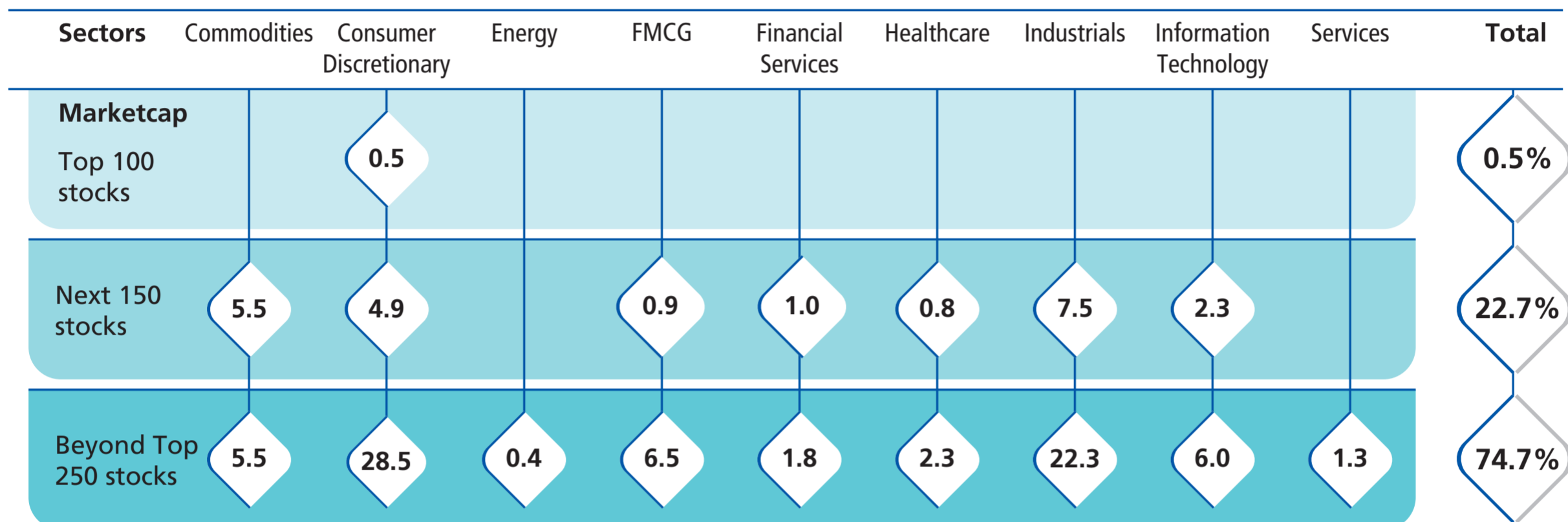
**Bottom-up stock selection** using our proprietary **G.E.M investment approach**

**Valuation** plays an important role in all investment decisions – focus on investing in stocks with adequate **margin of safety**

**Strong risk management framework** - a well diversified portfolio with focus on managing liquidity and other portfolio risks

Look for companies that are **undervalued, under owned and under researched** and can deliver strong growth in the future

## Product Positioning



## Fund Facts

### Minimum Application Amount:

**Lump sum:** Initial investment: Rs.5,000 per application  
Additional investment: Rs.1,000 per application

**SIP:** Rs.500 (minimum 6 monthly installments or minimum 4 quarterly installments)

### Fund Manager

**Mr. Venugopal Manghat & Mr. Vihang Naik**

(w.e.f. Dec 17, 2019) and **Mr. Sonal Gupta**

(for investments in foreign securities) (w.e.f July 5, 2021)

**Exit Load:** If the units redeemed or switched out are upto 10% of the units purchased or switched in ("the limit") within 1 year from the date of allotment – Nil. If units redeemed or switched out are over and above the limit within 1 year from the date of allotment – 1%. If units are redeemed or switched out on or after 1 year from the date of allotment – Nil.

### Benchmark:

S&P BSE 250 Small Cap Index TRI

## Scheme Performance vs. benchmarks (as on April 29, 2022)

(Regular Plan - Growth)	1 year		3 year		5 year		Since Inception		
	CAGR Returns (%)	PTP Returns* (in ₹)	CAGR Returns (%)	PTP Returns* (in ₹)	CAGR Returns (%)	PTP Returns* (in ₹)	Inception Date	CAGR Returns (%)	PTP Returns* (in ₹)
L&T Emerging Businesses Fund (G)	40.14%	14,001	23.14%	18,672	14.89%	20,035	12/May/2014	20.79%	45,066
S&P BSE 250 Small Cap Index TRI <sup>§</sup>	29.56%	12,946	21.21%	17,809	10.60%	16,562		15.66%	31,884
S&P BSE SENSEX TRI <sup>^</sup>	18.19%	11,813	14.77%	15,118	15.10%	20,221		13.20%	26,858

**Past performance may or may not be sustained in the future.** Returns greater than 1 year period are compounded annualized. Dividends are assumed to be reinvested and bonus is adjusted. Load is not taken into consideration. Different plans viz. Regular Plan and Direct Plan have different expense structure. <sup>§</sup>Benchmark <sup>^</sup>Additional Benchmark <sup>\*</sup>Point-to-Point (PTP) returns on Standard Investment of Rs. 10,000/-.

### Other funds managed by Mr. Vihang Naik

Period	1 Year		3 Year		5 Year	
	Scheme return%	Benchmark return%	Scheme return%	Benchmark return%	Scheme return%	Benchmark return%
L&T Midcap Fund <sup>®</sup>	14.52	23.96	15.45	23.56	10.16	14.64
L&T Flexicap Fund <sup>®*</sup>	15.31	22.06	12.42	17.25	9.67	14.22
L&T Focused Equity Fund <sup>®</sup>	9.16	20.87	12.05	16.52	NA	NA
L&T Balanced Advantage Fund <sup>**</sup>	6.20	10.72	8.18	12.30	7.28	11.35

### Other funds managed by Mr. Venugopal Manghat

L&T India Value Fund <sup>€</sup>	22.87	22.06	16.57	17.25	10.72	14.22
L&T Business Cycles Fund <sup>*</sup>	18.84	22.06	14.57	17.25	8.13	14.22
L&T Infrastructure Fund <sup>-</sup>	31.35	28.54	14.41	20.28	9.40	11.44
L&T India Large Cap Fund <sup>†</sup>	14.23	19.89	12.54	15.43	10.64	14.12
L&T Arbitrage Opportunities Fund <sup>§</sup>	3.54	3.89	4.52	3.93	5.18	4.41

### Other funds managed by Mr. Sonal Gupta (managing investment in Foreign Securities portion)

L&T Large and Midcap Fund <sup>**</sup>	17.59	21.68	13.38	18.75	9.23	14.27
L&T Hybrid Equity Fund <sup>®†</sup>	11.04	13.95	11.28	14.21	8.56	12.27

<sup>®</sup>Also managed by Mr. Venugopal Manghat. <sup>€</sup>Fund is co-managed by Mr. Vihang Naik and by Mr. Sonal Gupta (for investments in foreign securities). <sup>\*</sup>Co-managed by Mr. Vihang Naik. <sup>†</sup>Fund is co-managed by Ms. Cheenu Gupta and by Mr. Sonal Gupta (for investments in foreign securities). <sup>-</sup>Also managed by Ms. Cheenu Gupta. <sup>§</sup>Fund is co-managed by Mr. Praveen Ayathan for equity portion, Mr. Jalpan Shah (Debt Portion) and by Mr. Sonal Gupta (for investments in foreign securities). <sup>†</sup>Fund is co-managed by Mr. Praveen Ayathan for equity portion and Mr. Jalpan Shah (Debt Portion). <sup>†</sup>Co-managed by Mr. Shiram Ramanathan.

**Past performance may or may not be sustained in the future.** Returns greater than 1 year period are compounded annualized. Dividends are assumed to be reinvested and bonus is adjusted. Load is not taken into consideration. Mr. Vihang Naik manages or co-manages 8 schemes, Mr. Venugopal Manghat manages or co-manages 12 schemes and Mr. Sonal Gupta manages or co-manages 8 schemes of L&T Mutual Fund respectively. Performance data of other schemes managed by the fund managers is given in terms of S&P circular dated March 15, 2017. This performance is on the basis of the 3 years CAGR of Regular plan - Growth. Different plans viz. Regular Plan and Direct Plan have different expense structure.

Source: Internal & MFI

www.ltf.com



**L&T Financial Services**  
Mutual Fund

\*Market capitalization cut offs (based on SEBI guidelines) used to define Large / Mid / Small cap stocks are as per the AMFI definitions as per December 2021.

### This product is suitable for investors who are seeking\*

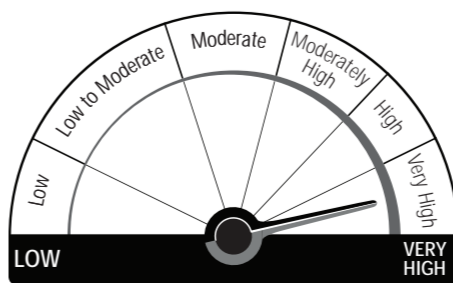
- Long-term capital appreciation
- Investment predominantly in equity and equity-related securities, including equity derivatives in Indian markets with key theme focus being emerging companies (small cap stocks); and foreign securities

\*Investors should consult their financial advisers if in doubt about whether the product is suitable for them.

All data mentioned above is as on April 30, 2022, unless otherwise stated above.

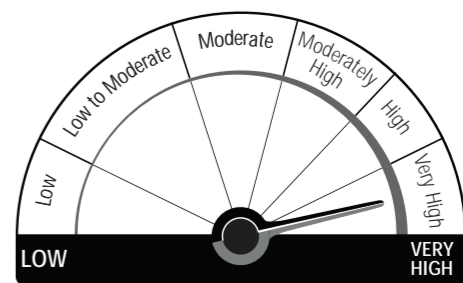
Mutual Fund investments are subject to market risks, read all scheme related documents carefully.

### Riskometer of the Scheme



Investors understand that their principal will be at very high risk

### Riskometer of the Benchmark



CL09463