

Emerging Businesses, Emerging Favourites!



has grown to



Since inception, the fund has given **21.05%**

A Monthly SIP of Rs.10,000 has grown to **Rs.21.45 lakhs** over since inception (CAGR of **20.01%**)



AUM grew nearly 12 times in 5 years
Rs.689 crore in March 2017 to **Rs.7,996 crore** in March 2022

Investment approach of L&T Emerging Businesses Fund

Invest in companies which are in the **early stage of development, with positive cash flows** and have the potential to grow their revenue and profits at a faster rate than established businesses

At least **65% exposure to stocks beyond top 250**, in terms of market capitalization*

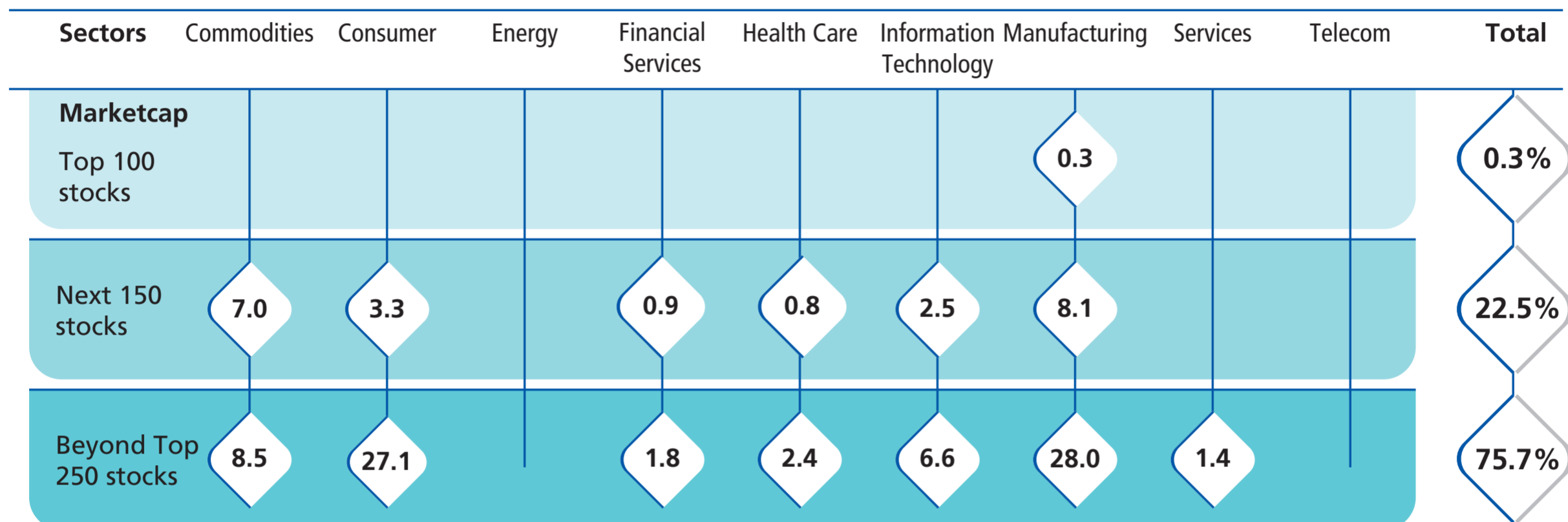
Bottom-up stock selection using our proprietary **G.E.M investment approach**

Valuation plays an important role in all investment decisions – focus on investing in stocks with adequate **margin of safety**

Strong risk management framework - a well diversified portfolio with focus on managing liquidity and other portfolio risks

Look for companies that are **undervalued, under owned and under researched** and can deliver strong growth in the future

Product Positioning



Fund Facts

Minimum Application Amount:

Lump sum: Initial investment: Rs.5,000 per application
Additional investment: Rs.1,000 per application

SIP: Rs.500 (minimum 6 monthly installments or minimum 4 quarterly installments)

Fund Manager

Mr. Venugopal Manghat & Mr. Vihang Naik (w.e.f. Dec 17, 2019) and **Mr. Sonal Gupta** (for investments in foreign securities) (w.e.f July 5, 2021)

Exit Load: If the units redeemed or switched out are upto 10% of the units purchased or switched in ("the limit") within 1 year from the date of allotment – Nil. If units redeemed or switched out are over and above the limit within 1 year from the date of allotment – 1%. If units are redeemed or switched out on or after 1 year from the date of allotment – Nil.

Benchmark:

S&P BSE 250 Small Cap Index TRI

Scheme Performance vs. benchmarks (as on March 31, 2022)

(Regular Plan - Growth)	1 year		3 year		5 year		Inception Date	Since Inception	
	CAGR Returns (%)	PTP Returns* (in ₹)	CAGR Returns (%)	PTP Returns* (in ₹)	CAGR Returns (%)	PTP Returns* (in ₹)		CAGR Returns (%)	PTP Returns* (in ₹)
L&T Emerging Businesses Fund (G)	49.28%	14,928	21.62%	18,020	16.48%	21,448	12/May/2014	21.05%	45,134
S&P BSE 250 Small Cap Index TRI [§]	34.29%	13,429	20.00%	17,306	11.98%	17,617		15.77%	31,753
S&P BSE SENSEX TRI [^]	19.50%	11,950	16.06%	15,654	15.94%	20,954		13.71%	27,555

Past performance may or may not be sustained in the future. Returns greater than 1 year period are compounded annualized. Dividends are assumed to be reinvested and bonus is adjusted. Load is not taken into consideration. Different plans viz. Regular Plan and Direct Plan have different expense structure. [§]Benchmark [^]Additional Benchmark ^{*}Point-to-Point (PTP) returns on Standard Investment of Rs. 10,000/-.

Other funds managed by Mr. Vihang Naik

Period	1 Year		3 Year		5 Year	
	Scheme return%	Benchmark return%	Scheme return%	Benchmark return%	Scheme return%	Benchmark return%
L&T Midcap Fund [®]	15.81	24.99	14.38	21.68	11.62	15.66
L&T Focused Equity Fund [®]	11.72	22.29	13.09	16.75	NA	NA
&T Flexicap Fund ^{®*}	17.97	22.26	12.66	17.06	10.53	14.79
L&T Balanced Advantage Fund ^{**}	6.66	12.66	8.32	12.97	7.45	11.84

Other funds managed by Mr. Venugopal Manghat

Period	1 Year		3 Year		5 Year	
	Scheme return%	Benchmark return%	Scheme return%	Benchmark return%	Scheme return%	Benchmark return%
L&T India Value Fund [€]	26.29	22.26	16.81	17.06	12.37	14.79
L&T India Large Cap Fund [*]	17.31	20.66	14.09	15.88	12.02	14.74
L&T Business Cycles Fund [*]	19.32	22.26	14.08	17.06	9.44	14.79
L&T Infrastructure Fund ⁻	29.72	24.69	13.67	18.09	10.71	12.08
L&T Arbitrage Opportunities Fund [§]	3.57	3.82	4.63	4.06	5.18	4.38

Other funds managed by Mr. Sonal Gupta (managing investment in Foreign Securities portion)

Period	1 Year		3 Year		5 Year	
	Scheme return%	Benchmark return%	Scheme return%	Benchmark return%	Scheme return%	Benchmark return%
L&T Large and Midcap Fund ^{-*}	21.80	22.90	14.12	18.28	10.61	15.11
L&T Hybrid Equity Fund ^{-**}	14.65	15.29	12.16	14.51	9.76	12.79

[®]Also managed by Mr. Venugopal Manghat. [€]Fund is co-managed by Mr. Vihang Naik and by Mr. Sonal Gupta (for investments in foreign securities). ^{*}Co-managed by Mr. Vihang Naik. ^{**}Fund is co-managed by Ms. Cheenu Gupta and by Mr. Sonal Gupta (for investments in foreign securities). ⁻Also managed by Ms. Cheenu Gupta. [§]Fund is co-managed by Mr. Praveen Ayathan for equity portion, Mr. Jalpan Shah (Debt Portion) and by Mr. Sonal Gupta (for investments in foreign securities). ^{-*}Fund is co-managed by Mr. Praveen Ayathan for equity portion and Mr. Jalpan Shah (Debt Portion). ^{**}Co-managed by Mr. Shirram Ramanathan.

Past performance may or may not be sustained in the future. Returns greater than 1 year period are compounded annualized. Dividends are assumed to be reinvested and bonus is adjusted. Load is not taken into consideration. Mr. Vihang Naik manages or co-manages 8 schemes, Mr. Venugopal Manghat manages or co-manages 12 schemes and Mr. Sonal Gupta manages or co-manages 8 schemes of L&T Mutual Fund respectively. Performance data of other schemes primarily managed by the fund managers is given in terms of SEBI circular dated March 15, 2017. This performance is on the basis of the 3 years CAGR of Regular plan - Growth. Different plans viz. Regular Plan and Direct Plan have different expense structure.

Source: Internal & MFI

www.ltfs.com



L&T Financial Services
Mutual Fund

*Market capitalization cut offs (based on SEBI guidelines) used to define Large / Mid / Small cap stocks are as per the AMFI definitions as per December 2021.

This product is suitable for investors who are seeking*

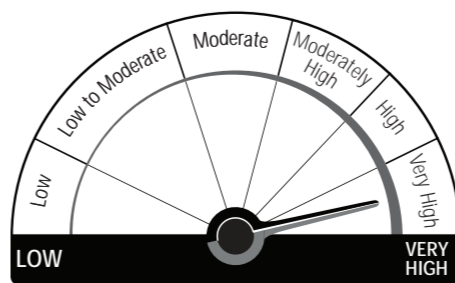
- Long-term capital appreciation
- Investment predominantly in equity and equity-related securities, including equity derivatives in Indian markets with key theme focus being emerging companies (small cap stocks); and foreign securities

*Investors should consult their financial advisers if in doubt about whether the product is suitable for them.

All data mentioned above is as on March 31, 2022, unless otherwise stated above.

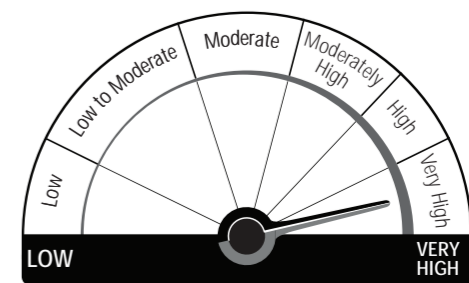
Mutual Fund investments are subject to market risks, read all scheme related documents carefully.

Riskometer of the Scheme



Investors understand that their principal will be at very high risk

Riskometer of the Benchmark



CL09373