

# Invest in the sector, that drives every other sector in India.

## HSBC Financial Services Fund

(An open-ended equity scheme investing in financial services sector)

NFO Period: 6 - 20 February 2025

Source of map: [www.surveyofindia.gov.in](http://www.surveyofindia.gov.in)




Map of India is used for illustrative purpose only and is not a political map of India.

Note: The above information is for illustrative purposes only. The sector(s)/issuer(s) mentioned in this document do not constitute any research report nor it should be considered as an investment research, investment recommendation or advice to any reader of this content to buy or sell any stocks / investments. Please refer Scheme Information Document (SID) for more details.



NFO Date: 6 – 20 February 2025  
NFO Note

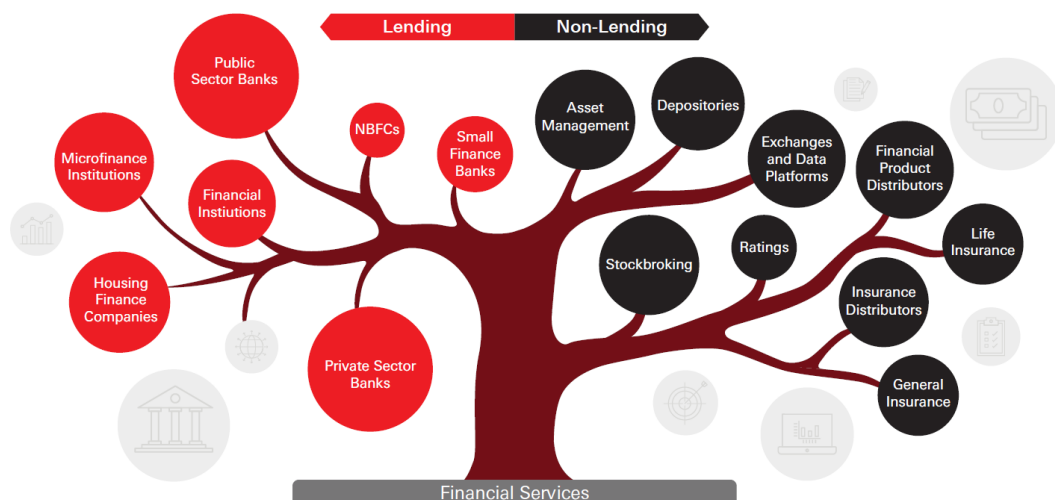
## Financial sector to grow 2x of GDP to achieve the Viksit Bharat ambition

	2023				2030P	2047P	Growth Multiples (2047P vs. 2023)
	USA	China	Germany^	India	India	India	
 GDP (in \$ Tn)	27	18	5	3.4	7	30	8.8x
 Financial Assets <sup>1</sup> (in \$ Tn)	135	78	21	6.4	15	120	18.8x
 Bank Assets <sup>1</sup> (in \$ Tn)	32	52	12	3.1	7	45	14.5x

India's banking industry will need to add \$4tn in capital in the next 2 decades to create the multiplier effect to reach the Viksit Bharat GDP target #

Source: RBI, Financial Stability Board, World Bank, Federal Reserve, Bundesbank, BCG analysis, # FICCI-HBA-BCG report titled 'Banking for a Viksit Bharat', HSBC Mutual Fund. Note: 1. 2023 numbers for US, China and ^ 2022 for Germany basis respective year's Financial Stability Board report. Map of India is used for illustrative purpose only and is not a political map of India. P – Projected. Past performance may or may not be sustained in future and is not a guarantee of any future returns.

## Financial services sector offers diverse collection of growing themes

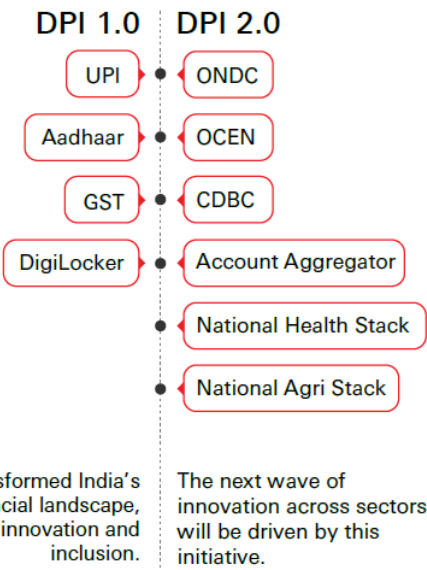
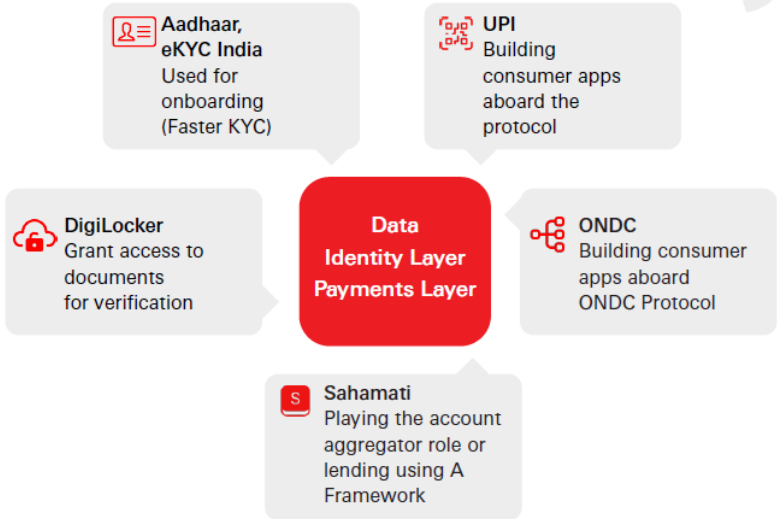


Sources: HSBC Mutual Fund. The above information is for illustrative purposes only. The sector(s)/stock(s)/issuer(s) mentioned in this document do not constitute any research report nor it should be considered as an investment research, investment recommendation or advice to any reader of this content to buy or sell any stocks / investments. The Fund/portfolio may or may not have any existing / future position in these sector(s)/stock(s)/issuer(s). Past performance may or may not be sustained in future and is not a guarantee of any future returns.

# Government initiatives have accelerated the pace of growth in the sector

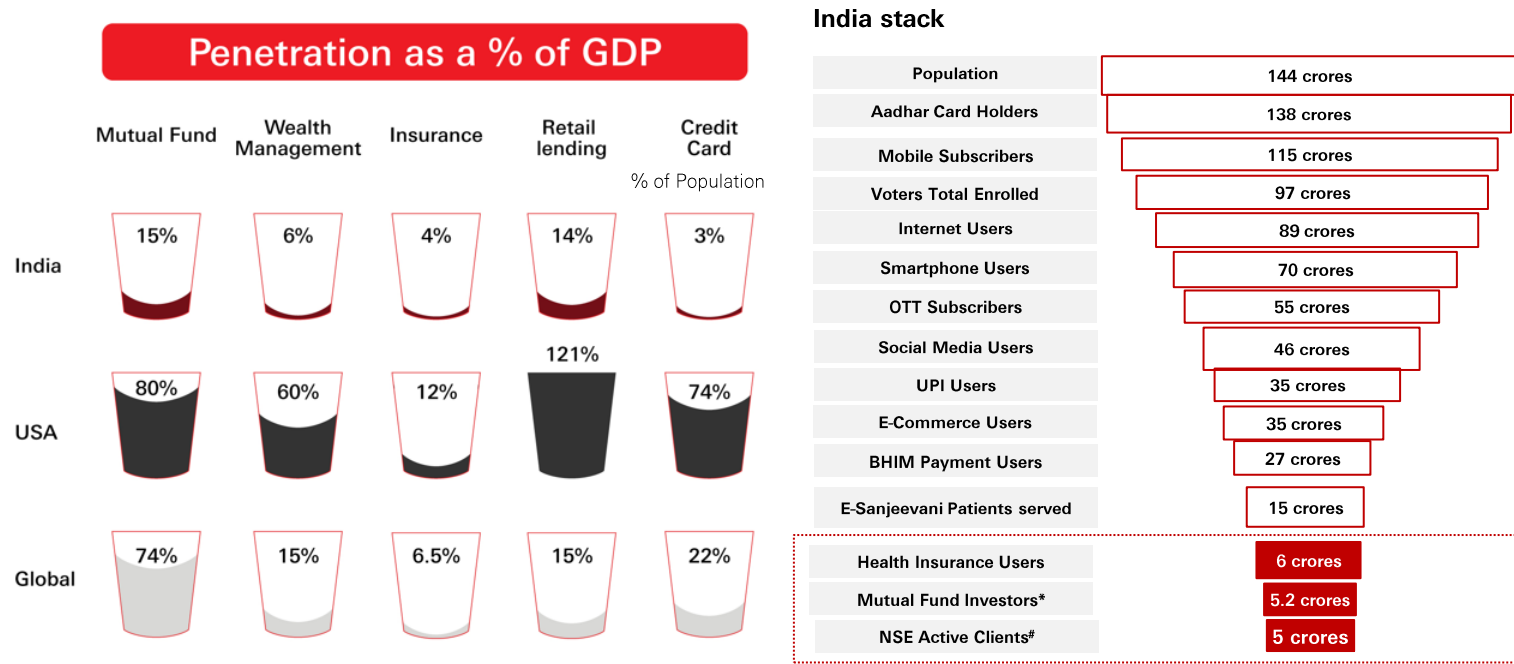
“It took us 6 years to get to our first 60k customers, each of whom had to sign and courier 40+ pages of forms and wait for days. We got to 1 crore customers in the next 6 years, entirely eliminating paper in the process. This was enabled by eKYC, digital signatures (esigns) and digital documents (DigiLocker)”

– Founder & CEO at leading online brokerage firm



Sources: Beams Internal analysis, HSBC Mutual Fund. The above information is for illustrative purposes only. UPI - Unified Payments Interface, ONDC - Open Network for Digital Commerce, OCEN - Open Credit Enablement Network, CDBC - Central bank digital currency, DPI – Digital Public Infrastructure

# Financial services products still have low penetration in India



Source: Beams Fintech Internal analysis, RBI report, AMFI, NSE, SEBI, HSBC Mutual Fund. # Data as at December 2024. \* Data as at November 2024 as latest available. The above details provided basis on sourced information only. The sector(s)/stock(s)/issuer(s) mentioned in this document do not constitute any research report nor it should be considered as an investment research, investment recommendation or advice to any reader of this content to buy or sell any stocks / investments. The Fund/portfolio may or may not have any existing / future position in these sector(s)/stock(s)/issuer(s). Past performance may or may not be sustained in future and is not a guarantee of any future returns.

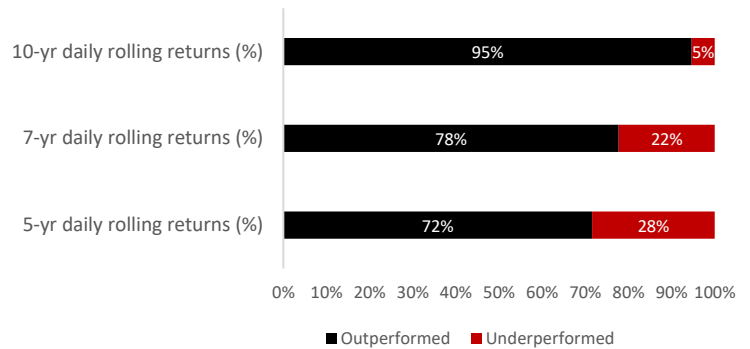
## Financial Services has consistently outperformed across periods

BSE Financial Services TR Index has outperformed 95% of the times to the broader Nifty 50 TR Index

**BSE Financial Services Index TRI vs Nifty 50 TRI - 10 year rolling returns**



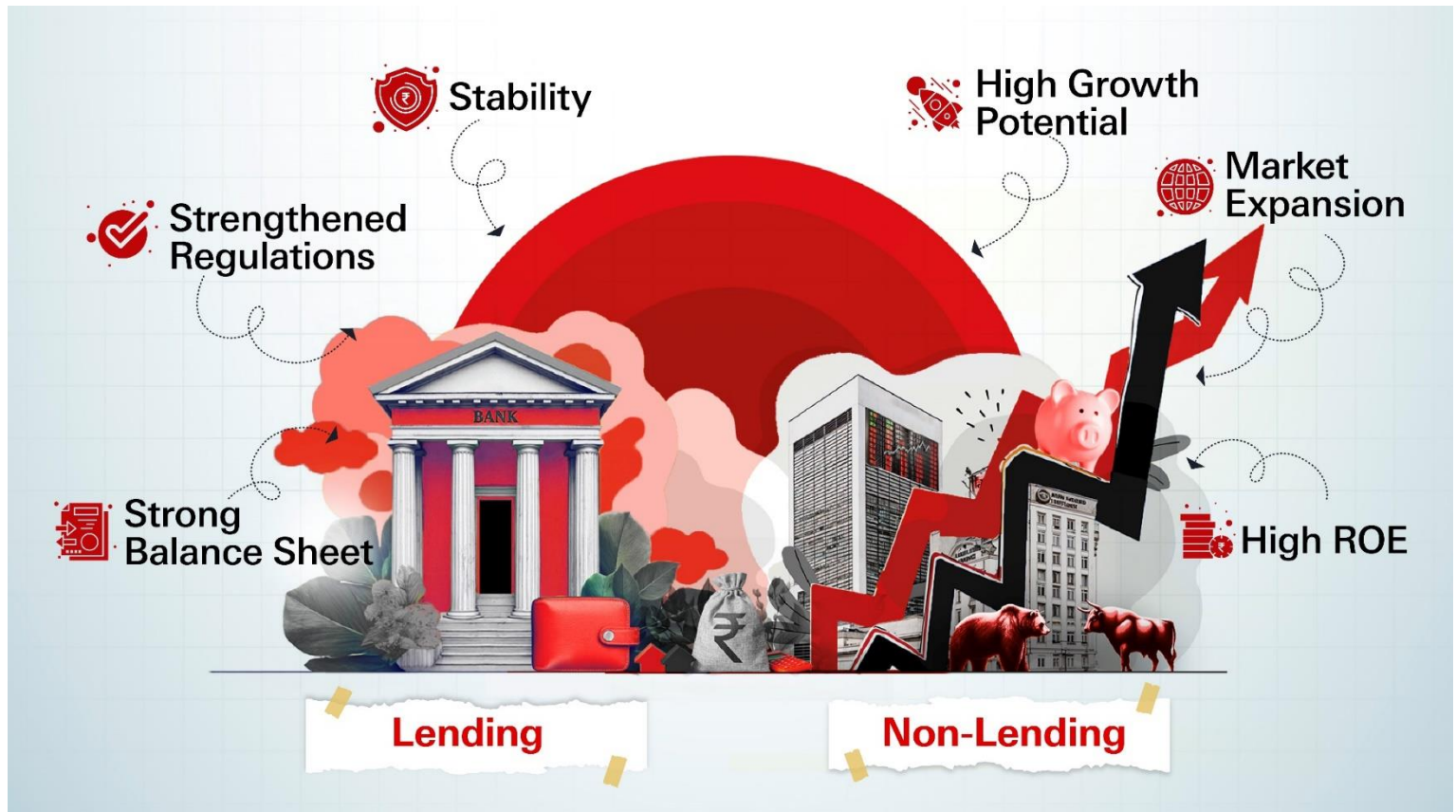
**BSE Financial Services Index TRI vs Nifty 50 TRI**



Investing for the long-term can deliver returns for Financial Services sector

Source: MFI Explorer, HSBC Mutual Fund. The above details provided basis on sourced information only. Past performance may or may not be sustained in future and is not a guarantee of any future returns.

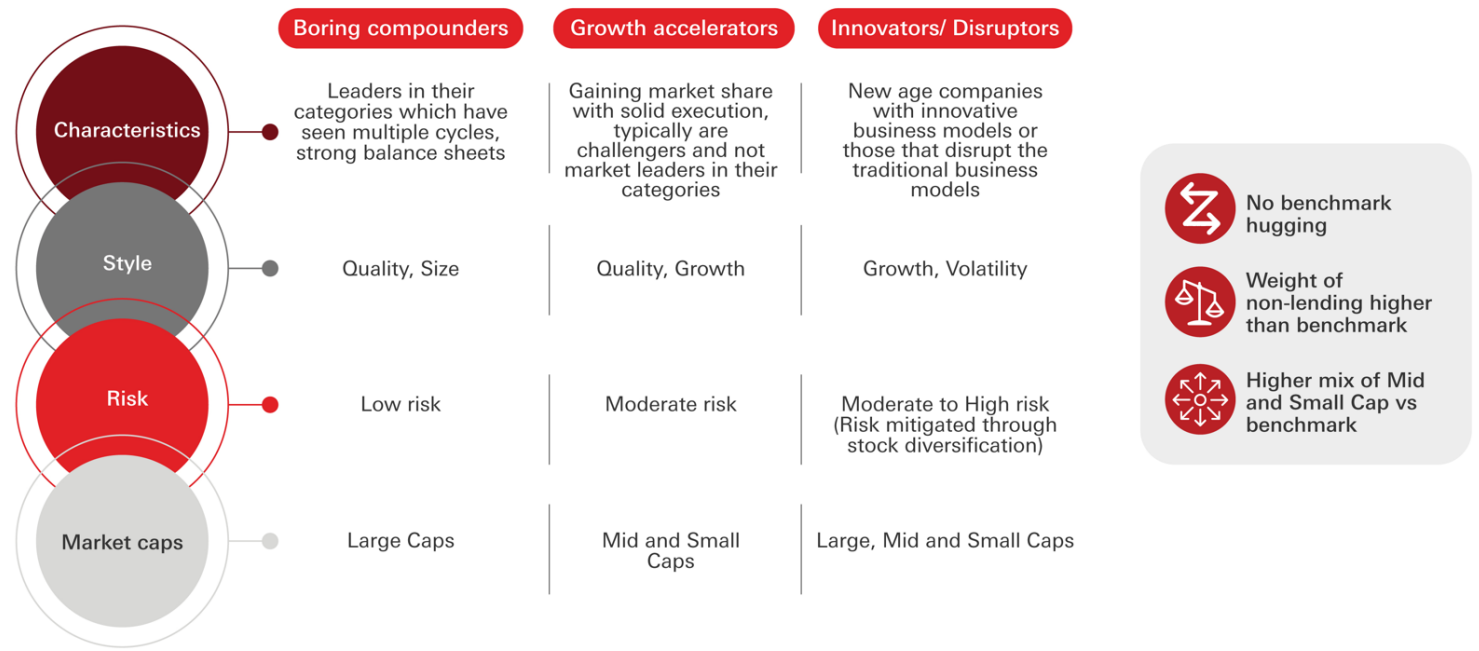
## HSBC Financial Services Fund – Coming together of two powers



Source: HSBC Mutual Fund, For illustration purposes only. High RoE ideally indicates good quality companies which require minimum capital to grow their business. The sector(s) mentioned in this document do not constitute any research report nor it should be considered as an investment research, investment recommendation or advice to any reader of this content to buy or sell any stocks / investments. The Fund/portfolio may or may not have any existing / future position in these sector(s)/stock(s)/issuer(s). Past performance may or may not be sustained in future and is not a guarantee of any future returns. RoE – Return on Equity



# Our portfolio construction approach



Source: HSBC Mutual Fund. The above details provided basis on sourced information only. The sector(s) mentioned in this document do not constitute any research report nor it should be considered as an investment research, investment recommendation or advice to any reader of this content to buy or sell any stocks / investments. The Fund/portfolio may or may not have any existing / future position in these sector(s)/stock(s)/issuer(s). Past performance may or may not be sustained in future and is not a guarantee of any future returns.

Fund Manager	Benchmark
Gautam Bhupal	<ul style="list-style-type: none"><li>As per AMFI Tier 1 Benchmark i.e. Benchmark Index : BSE Financial Services Index - Total Return Index (TRI)</li></ul>

## Investment Objective

The investment objective of the scheme is to generate long-term capital appreciation from a portfolio that is invested predominantly in equity and equity related securities of companies engaged in financial services businesses. There is no assurance that the investment objective of the scheme will be achieved.

Scheme name and Type of scheme	Scheme Risk-o-meter	Benchmark Risk-o-meter
<b>HSBC Financial Services Fund</b> (An open-ended equity scheme investing in financial services sector)  <b>This product is suitable for investors who are seeking*:</b> <ul style="list-style-type: none"><li>To create wealth over long term</li><li>Investment predominantly in equity and equity related securities of companies engaged in financial services businesses</li></ul>	<p>The risk of the scheme is Very High Risk</p>	<b>As per AMFI Tier I Benchmark i.e. Benchmark Index: BSE Financial Services Index TRI</b> <p>The risk of the benchmark is Very High Risk</p>

\* Investors should consult their financial advisers if in doubt about whether the product is suitable for them.

The product labelling assigned during the New Fund Offer (NFO) is based on internal assessment of the Scheme characteristics or model portfolio and the same may vary post NFO when the actual investments are made.

## Past performance may or may not be sustained in the future and is not indicative of future results.

Investors are requested to note that as per SEBI (Mutual Funds) Regulations, 1996 and guidelines issued thereunder, HSBC AMC, its employees and/or empaneled distributors/agents are forbidden from guaranteeing/promising/assuring/predicting any returns or future performances of the schemes of HSBC Mutual Fund. Hence please do not rely upon any such statements/commitments. If you come across any such practices, please register a complaint via email at [investor.line@mutualfunds.hsbc.co.in](mailto:investor.line@mutualfunds.hsbc.co.in).

**Disclaimer:** This document has been prepared by HSBC Mutual Fund for information purposes only and should not be construed as i) an offer or recommendation to buy or sell securities, commodities, currencies or other investments referred to herein; or ii) an offer to sell or a solicitation or an offer for purchase of any of the funds of HSBC Mutual Fund; or iii) an investment research or investment advice. It does not have regard to specific investment objectives, financial situation and the particular needs of any specific person who may receive this document. Investors should seek personal and independent advice regarding the appropriateness of investing in any of the funds, securities, other investment or investment strategies that may have been discussed or referred herein and should understand that the views regarding future prospects may or may not be realized. In no event shall HSBC Mutual Fund/HSBC Asset management (India) Private Limited and / or its affiliates or any of their directors, trustees, officers and employees be liable for any direct, indirect, special, incidental or consequential damages arising out of the use of information / opinion herein.

This document is intended only for those who access it from within India and approved for distribution in Indian jurisdiction only. Distribution of this document to anyone (including investors, prospective investors or distributors) who are located outside India or foreign nationals residing in India, is strictly prohibited. Neither this document nor the units of HSBC Mutual Fund have been registered under Securities law/Regulations in any foreign jurisdiction. The distribution of this document in certain jurisdictions may be unlawful or restricted or totally prohibited and accordingly, persons who come into possession of this document are required to inform themselves about, and to observe, any such restrictions. If any person chooses to access this document from a jurisdiction other than India, then such person do so at his/her own risk and HSBC and its group companies will not be liable for any breach of local law or regulation that such person commits as a result of doing so.

© Copyright. HSBC Asset Management (India) Private Limited 2025, ALL RIGHTS RESERVED.

HSBC Mutual Fund, 9-11th Floor, NESCO - IT Park Bldg. 3, Nesco Complex, Western Express Highway, Goregaon East, Mumbai 400063. Maharashtra.

GST - 27AABCH0007N1ZS, Email: [investor.line@mutualfunds.hsbc.co.in](mailto:investor.line@mutualfunds.hsbc.co.in) | Website: [www.assetmanagement.hsbc.co/in](http://www.assetmanagement.hsbc.co/in)

Mutual Fund investments are subject to market risks, read all scheme related documents carefully.  
PUBLIC