

2022 India Outlook: The price of success

Focus on growth, eye on volatility

January 2022



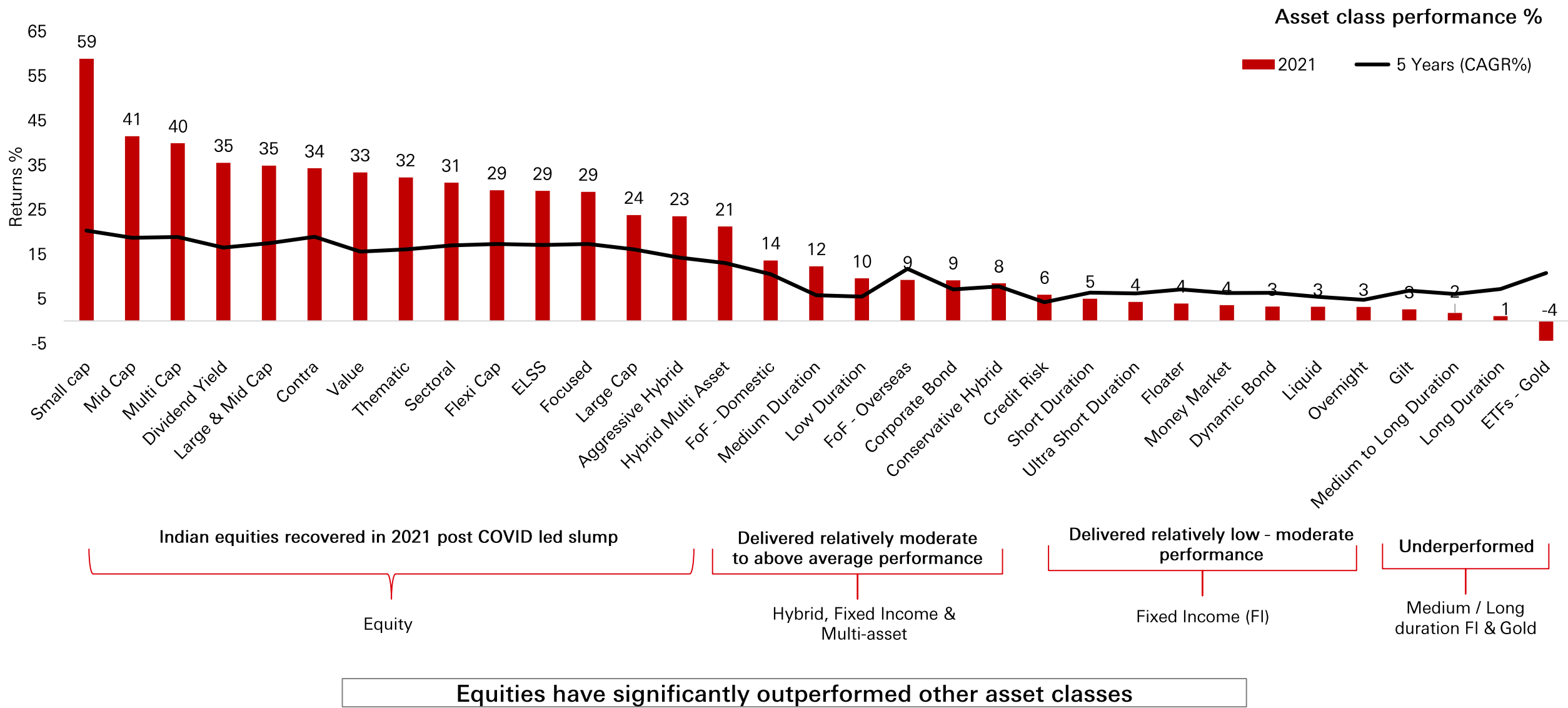
HSBC
Asset Management

1 January 2022

What do we mean by success?



A major follow-up rally in Indian equities in 2021 post recovery from COVID and lockdowns



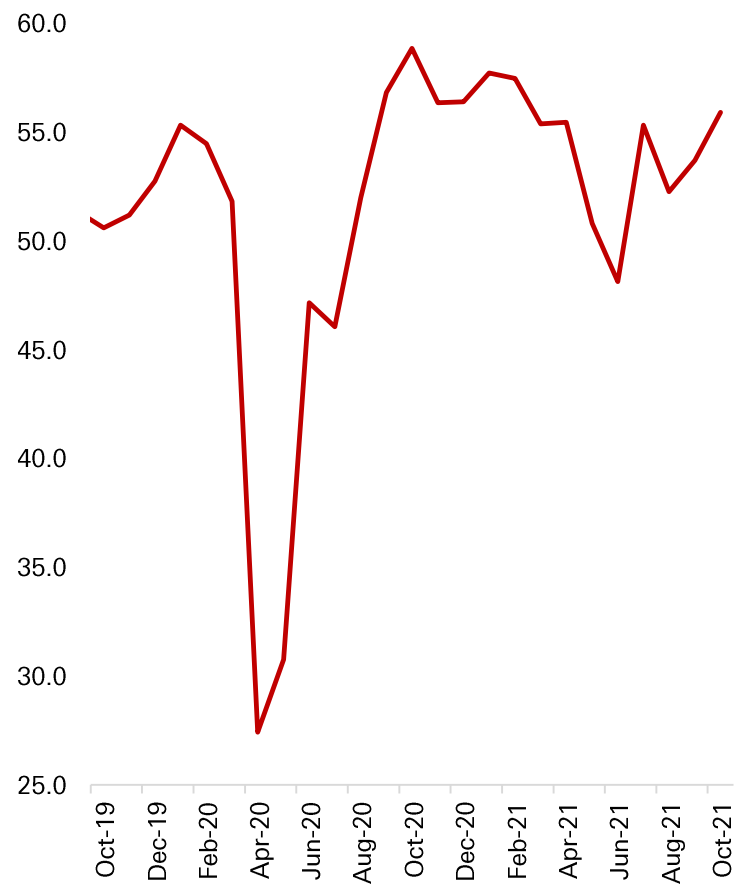
Source: ICRA, Data as of 31 Dec 2021, Mutual Fund (MF) Categories: as per SEBI defined category fund list, MF category average returns, 5 year returns – CAGR as of 31 Dec '21. Any views expressed were held at the time of preparation and are subject to change without notice. While any forecast, projection or target where provided is indicative only and not guaranteed in any way. HSBC Asset Management India accepts no liability for any failure to meet such forecast, projection or target.

PUBLIC

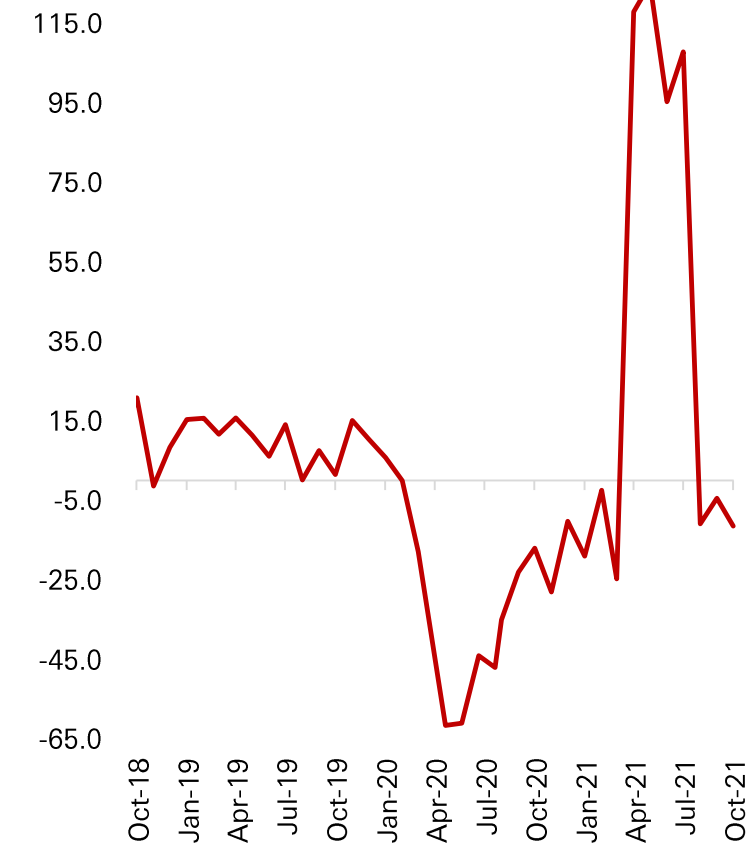
Success in macro

The Indian economy has bounced back from the Covid shock, aided by exceptional policy support

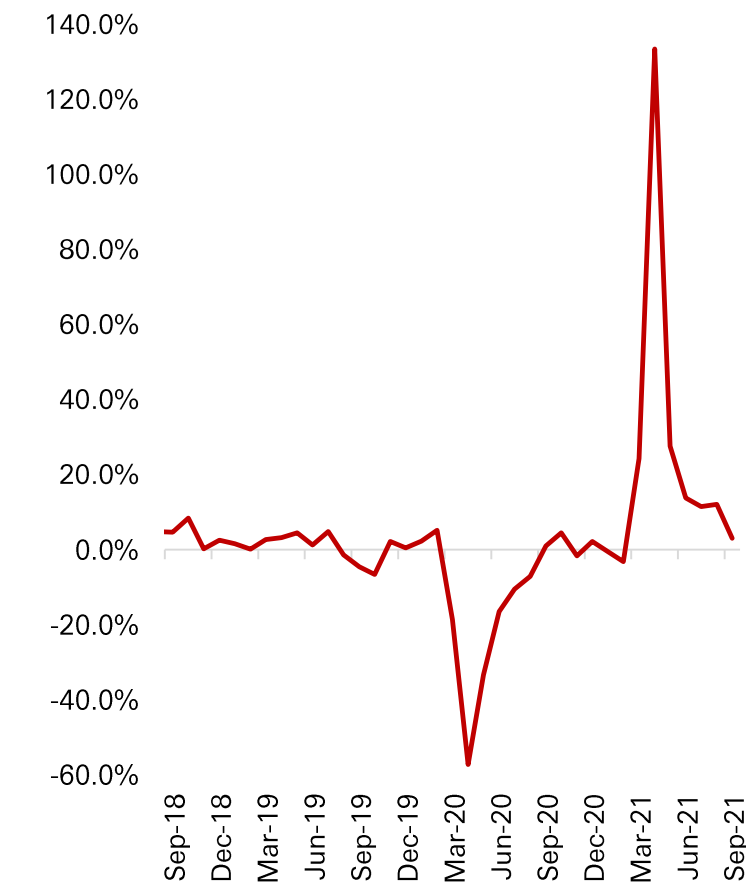
India PMI1



India Employment trend2



India Industrial production3



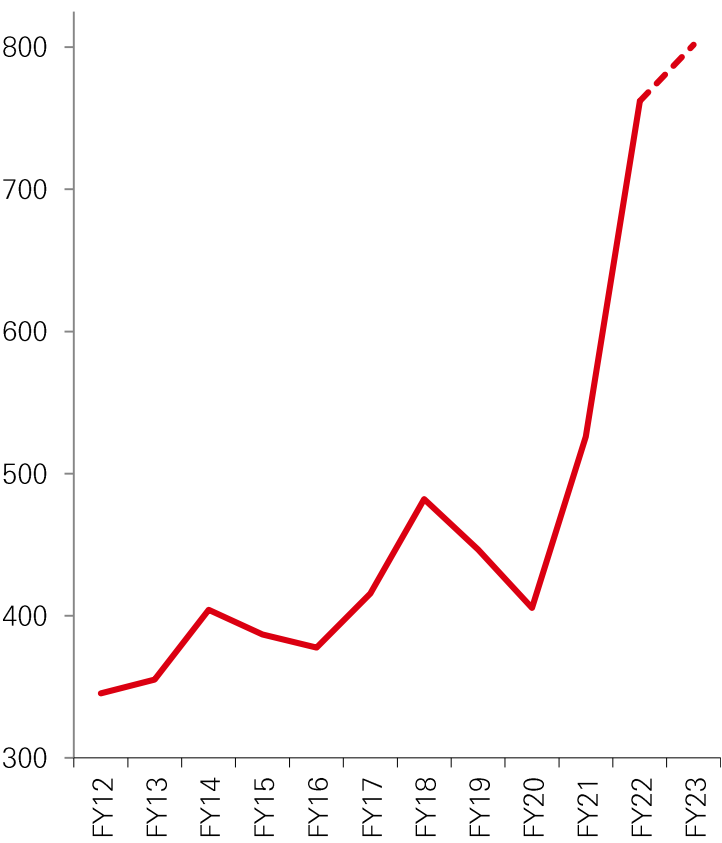
Macro factors showing signs of sustainable recovery ahead

Source: Morgan Stanley, Bloomberg, HSBC Asset Management, November 2021. 1. PMI - Manufacturing Purchasing Managers' Index 2. Employment trend – Naukri Job Speak, 3. IIP - Index of Industrial Production. Past performance is not a reliable indicator of future performance. Any views expressed were held at the time of preparation and are subject to change without notice. While any forecast, projection or target where provided is indicative only and not guaranteed in any way. HSBC Asset Management India accepts no liability for any failure to meet such forecast, projection or target.

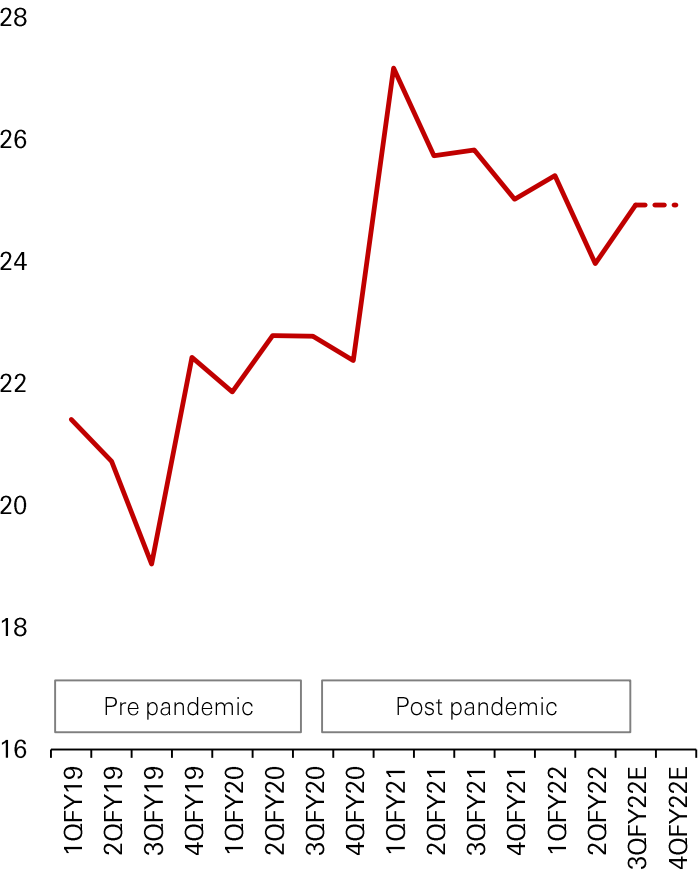
Success in corporate fundamentals

Policy support has also left corporate health in good shape

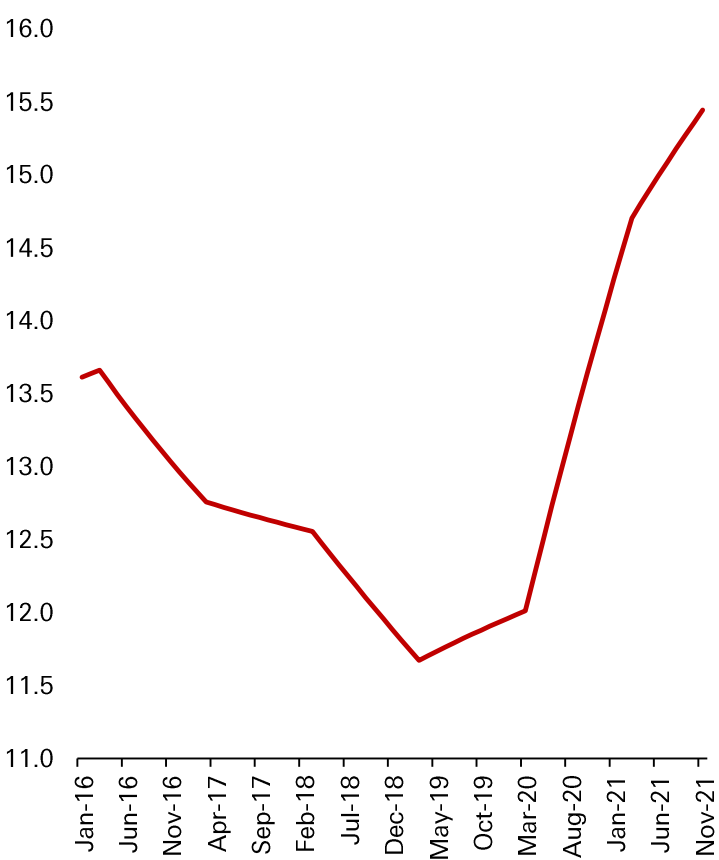
India Earnings trend1



Corporate Margins at healthy levels in India 2



Indian equities: Return on Equity (RoE)

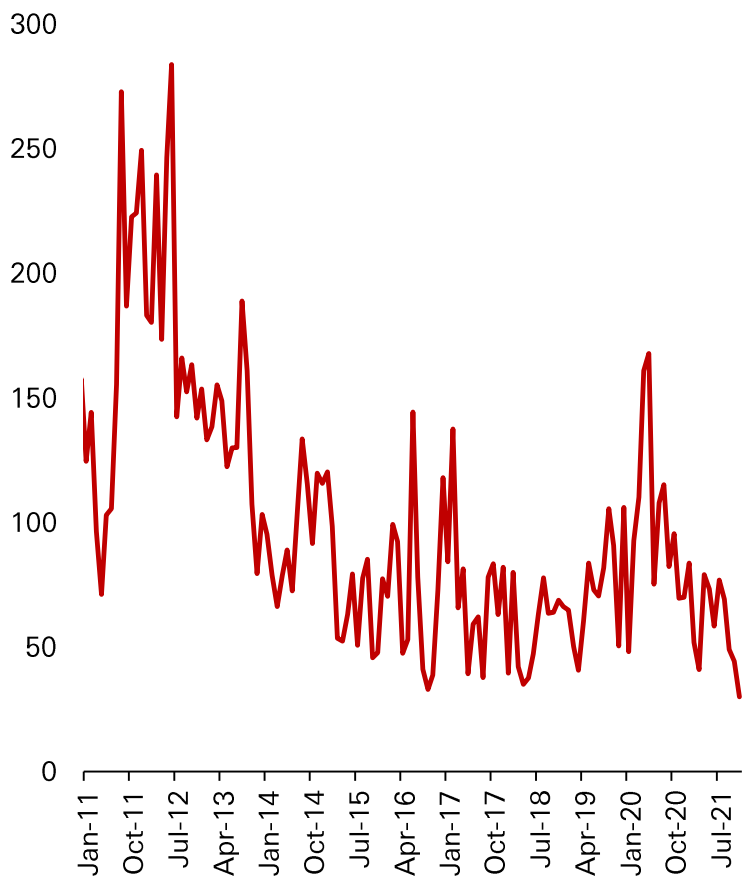


Corporate earnings, margins have shown significant improvement post COVID recovery

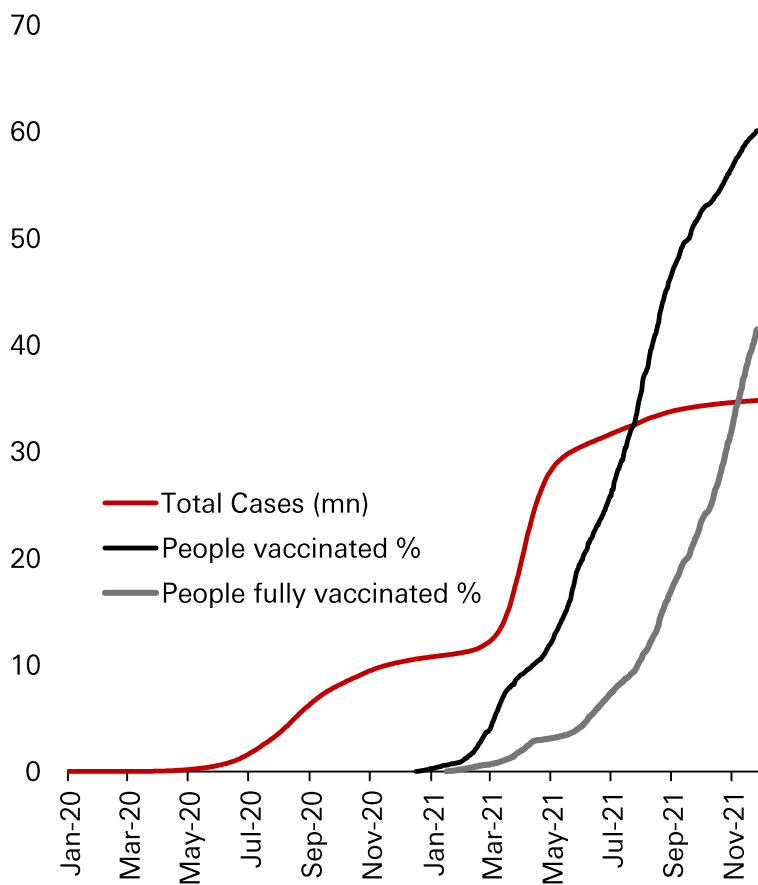
Source: MOSL, CRISIL, Bloomberg, HSBC Asset Management India, Data as at December 2021. 1. EPS – Earnings Per Share - (Nifty50). 2. EBITDA Margin % (Nifty50). Any views expressed were held at the time of preparation and are subject to change without notice. While any forecast, projection or target where provided is indicative only and not guaranteed in any way. HSBC Asset Management India accepts no liability for any failure to meet such forecast, projection or target.

Policymakers too have demonstrated agility and force in their response to the pandemic

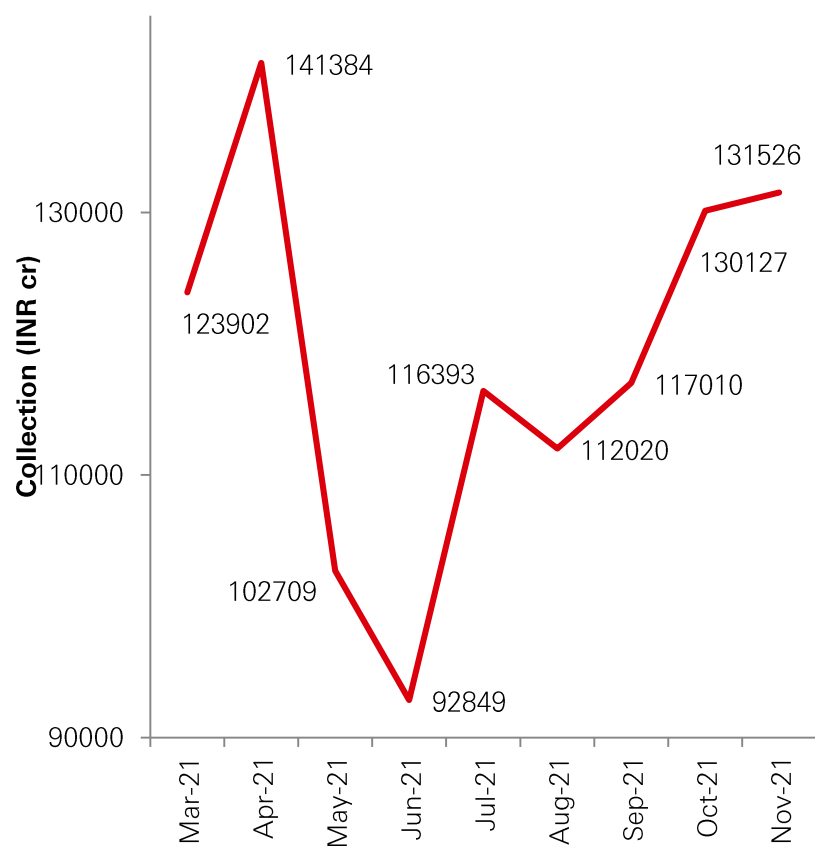
Policy uncertainty near its decade low in India 1



Rapid vaccination in India 2

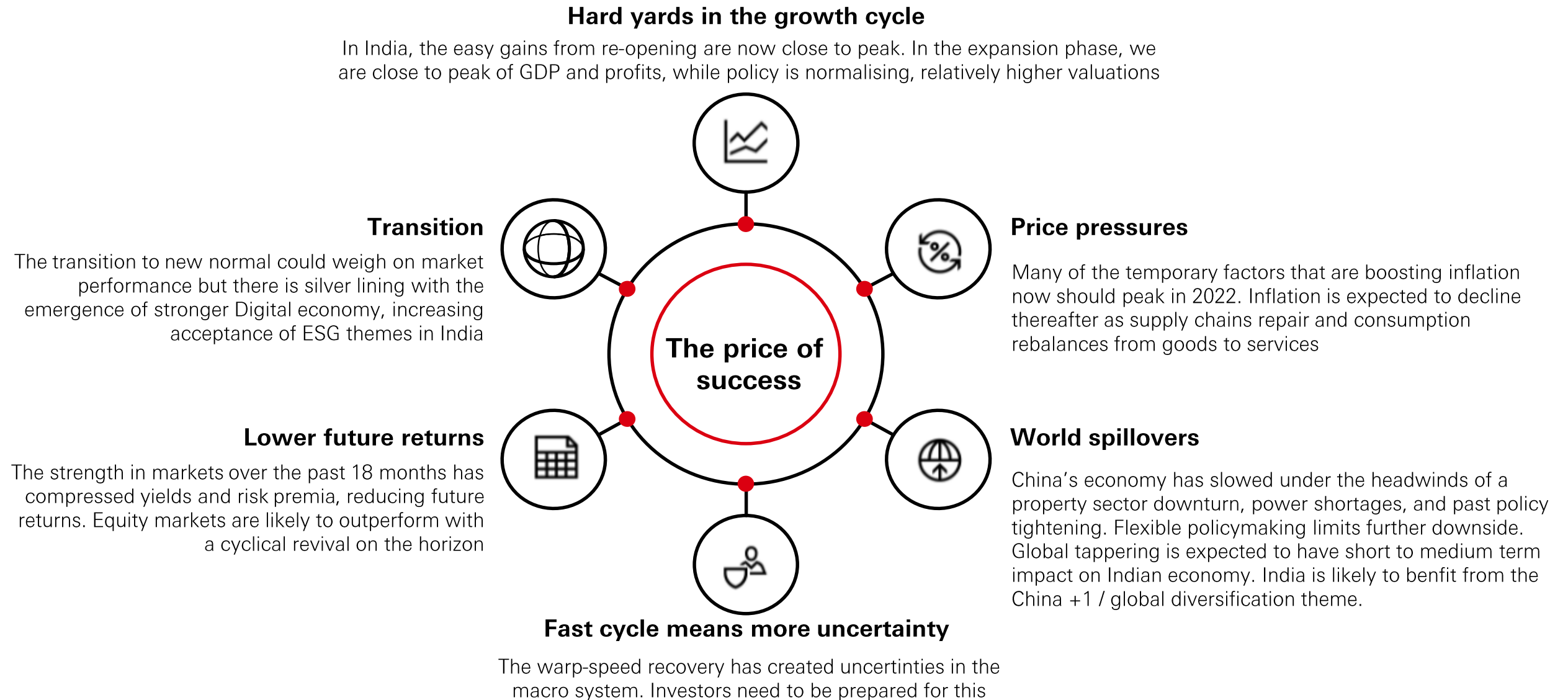


Strong GST collections




Successful vaccination of large population expected to stop COVID recurrences

Source: Bloomberg, IMF, HSBC Asset Management, Data as at December 2021. 1. Policy Uncertainty Index - 'Measuring Economic Policy Uncertainty' by Scott Baker, Nicholas Bloom and Steven J. Davis at www.PolicyUncertainty.com. 2. Ourworldindata.org
Any views expressed were held at the time of preparation and are subject to change without notice. While any forecast, projection or target where provided is indicative only and not guaranteed in any way. HSBC Asset Management India accepts no liability for any failure to meet such forecast, projection or target.

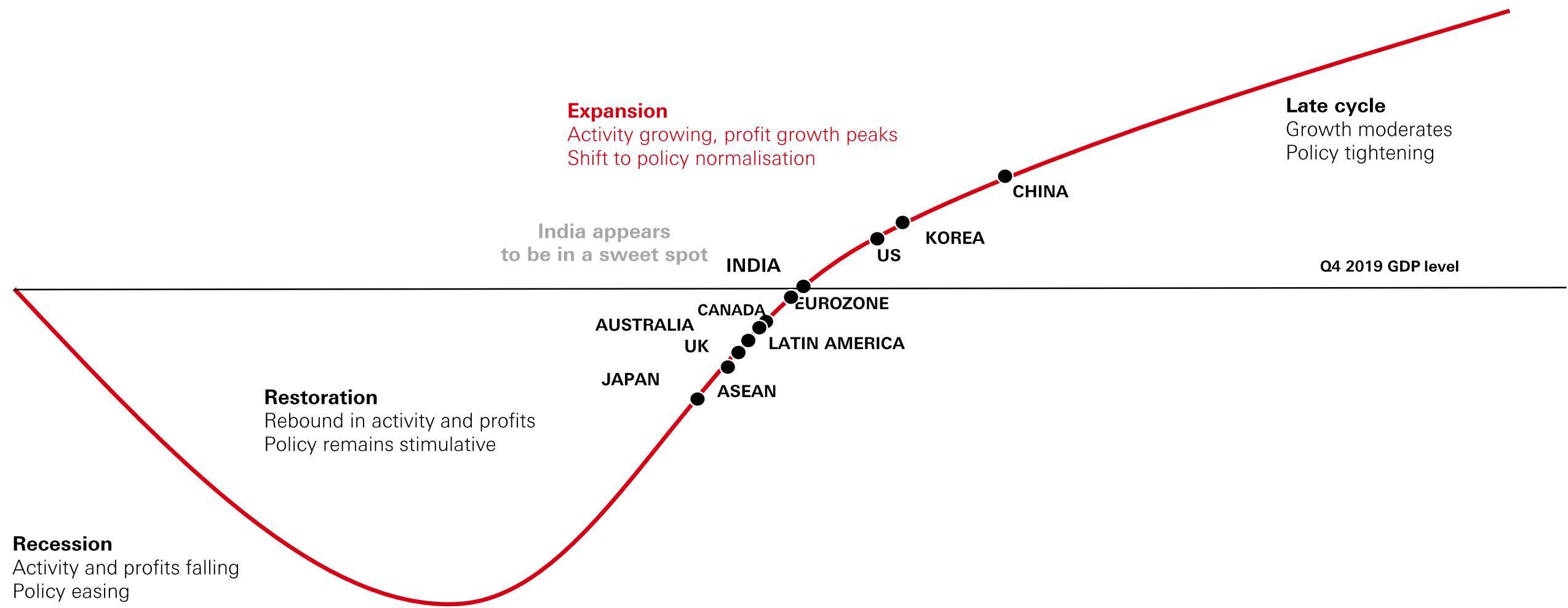


.....Hard yards in the growth cycle



Economies heading into the “expansion phase” of the cycle

India past peak policy stimulus, sustainable growth is on the horizon

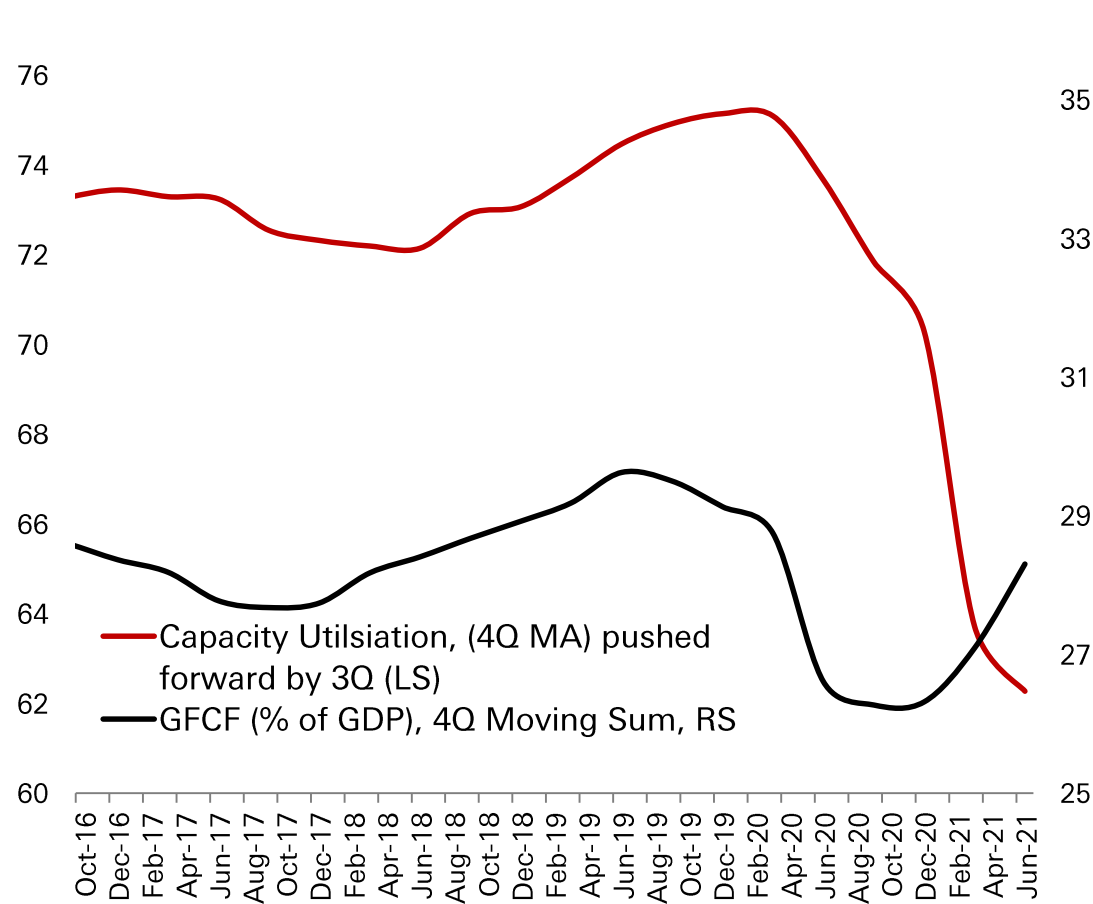


Source: HSBC Asset Management, Bloomberg, November 2021. Any views expressed were held at the time of preparation and are subject to change without notice. While any forecast, projection or target where provided is indicative only and not guaranteed in any way. HSBC Asset Management India accepts no liability for any failure to meet such forecast, projection or target.

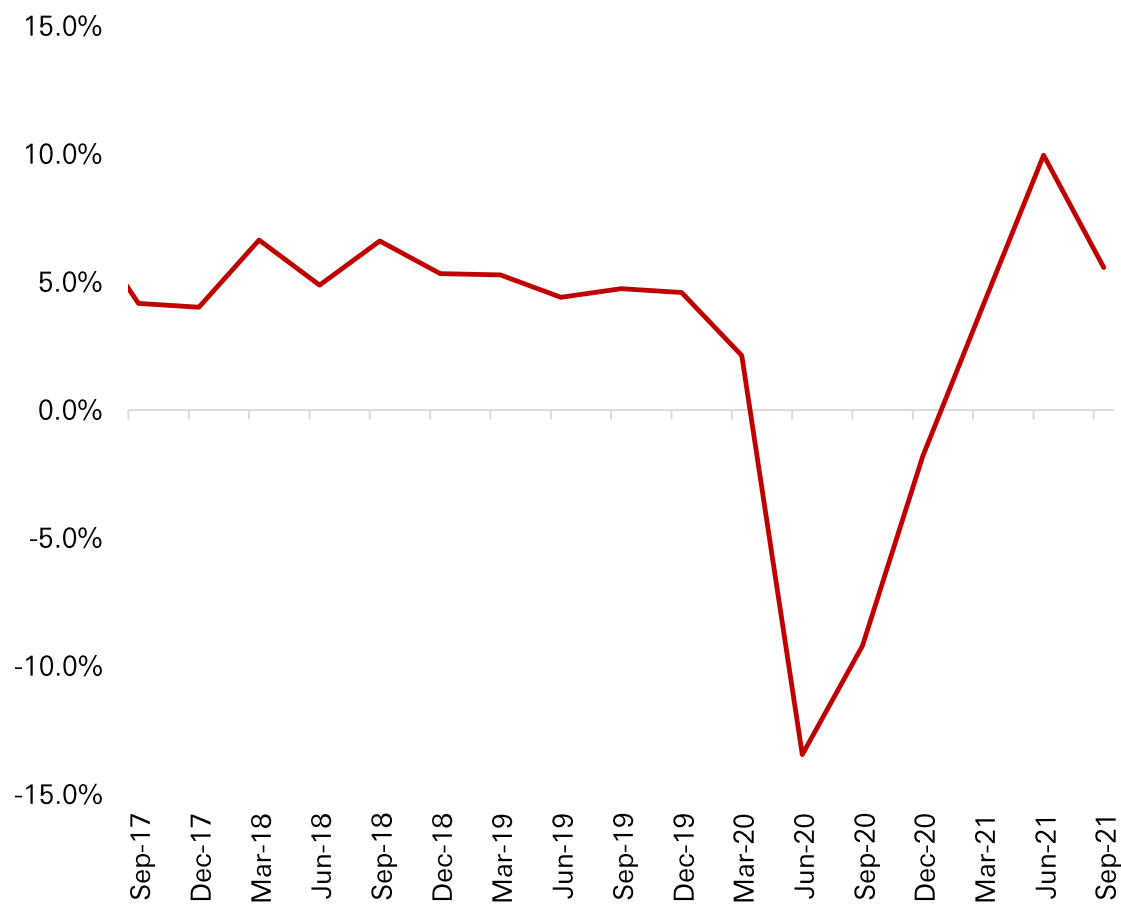
Supply-demand remains volatile in India

Above-trend consumption has created short term blockages

Capacity utilisation remains low in India



Consumption remains high in India

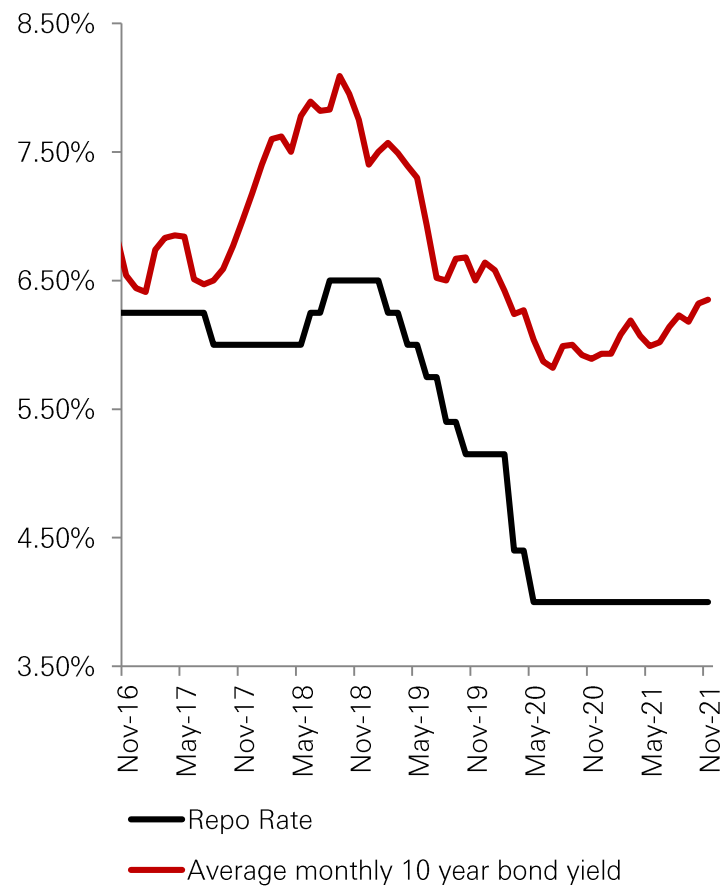


Source: Morgan Stanley, Bloomberg, HSBC Asset Management India, November 2021. Any views expressed were held at the time of preparation and are subject to change without notice. While any forecast, projection or target where provided is indicative only and not guaranteed in any way. HSBC Asset Management India accepts no liability for any failure to meet such forecast, projection or target.

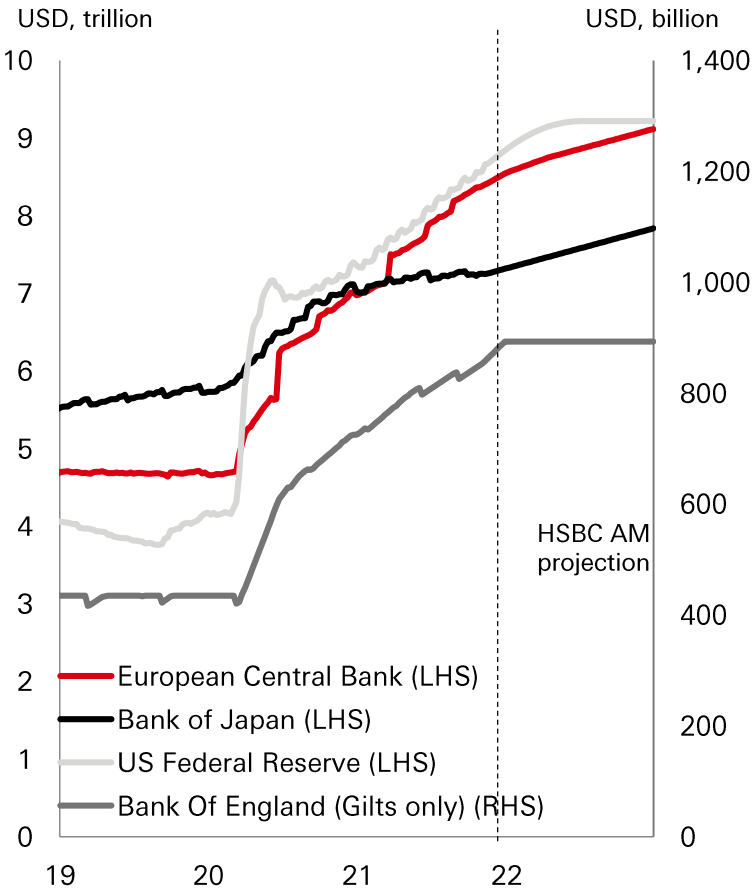
India continues with accommodative policy while DMs look to tapering

Globally policy support is being withdrawn following economic restoration

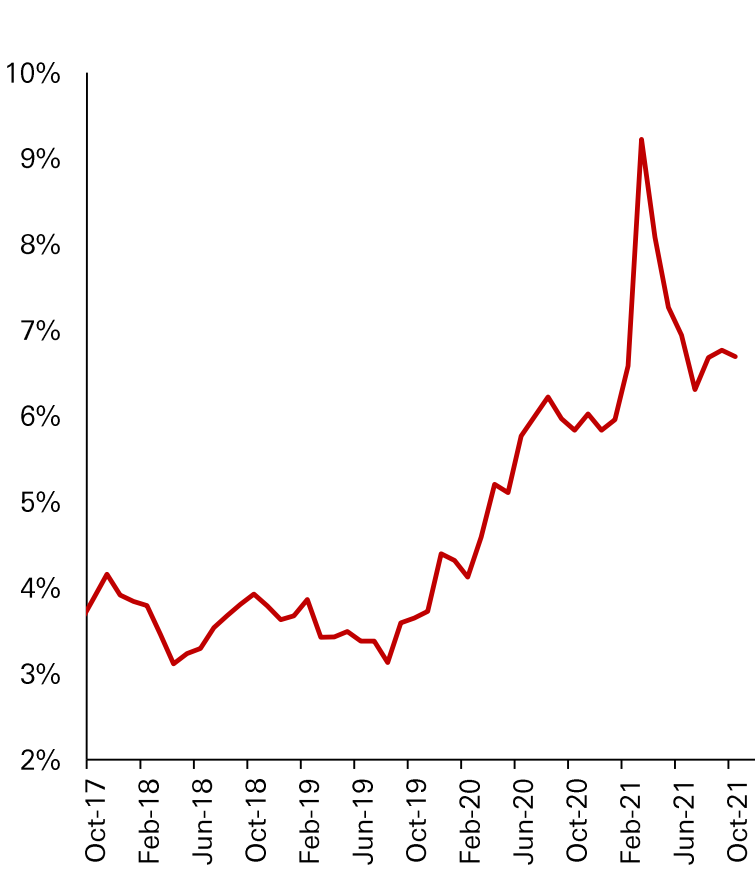
Low rates in India, no rate cuts since 20 months



DM central banks look to tapering



Fiscal policy a drag on India growth1



Source: Bloomberg, RBI, Morgan Stanley, The Hutchins Center - Monetary Policy, HSBC Asset Management, November 2021. 1. Fiscal Deficit of India - 12M Trailing Sum (% GDP)), Any views expressed were held at the time of preparation and are subject to change without notice. While any forecast, projection or target where provided is indicative only and not guaranteed in any way. HSBC Asset Management India accepts no liability for any failure to meet such forecast, projection or target. Past performance is not a reliable indicator of future performance

Important nuances between regions

US

GDP headwinds are easing amid an improving health situation, although supply-side constraints are expected to linger. A rotation toward services spending should help ease goods shortages, while inventory restocking will also support growth

FOMC remains accommodative as it focuses on full employment goal, with tapering in 2022 and first rate hike in Q1 2023. More persistent-than-expected inflation or faster employment recovery risks earlier lift-off

Fiscal policy is now acting as a drag on US growth. Looking ahead, the bipartisan infrastructure deal is unlikely to provide a significant boost to the economy in the short-term, while other spending is likely to be largely offset by tax increases

UK

Near-term **growth** faces headwinds from higher inflation and BoE tightening. Positively, however, goods shortages should ease over 2022

The **BoE** is likely to lead other major central banks in lifting rates given higher inflation expectations and structural supply-side impediments due to Brexit

The UK's **fiscal stance** remains more hawkish than in the US and eurozone, with Chancellor Sunak emphasising the requirement to put the public finances back on a sustainable footing

China

China's growth headwinds may ease in 2022 as energy shortages are addressed, and policy is eased. Global inventory restocking supports exports prospects. However, there is uncertainty over the government's future Covid policy and thus the outlook for domestic demand

Beijing is likely to introduce targeted easing measures and a more gradualist approach to regulatory tightening. Aggressive stimulus is unlikely, however, with quantitative controls on lending keeping a lid on credit growth

Local **government bond issuance** could be speeded up, and is likely to do the heavy lifting in terms of policy support


India

India appears to be in a sweet spot, while the global situation looks to slow down. Multiple tail winds starting from being a little behind on the restoration curve to policy response already moderating indicating it being slightly ahead of the curve offer some sustainable market environments.

Economic growth perspective: India should continue to see secular and sustained growth in the coming couple of financial years.

Inflation and interest rates continue to remain under pressure however a dramatic rise in either is not the base case. It is expected that government revenues on the back of robust GDP growth will not lead to additional borrowing and while there may be a gradual hardening of interest rates a certain portion of the same appears to be priced in.

.....Price pressures



Transitory inflation remains our base case

13

Many of the temporary factors that are boosting inflation now expected to peak in early 2022

Our base case on the various sources of inflation

Goods demand

The surge in goods demand versus pre-pandemic levels has been more severe in the west compared to India

Covid policy response

Fiscal income support was less generous in India where savings support demand than in the US and most of the other countries,

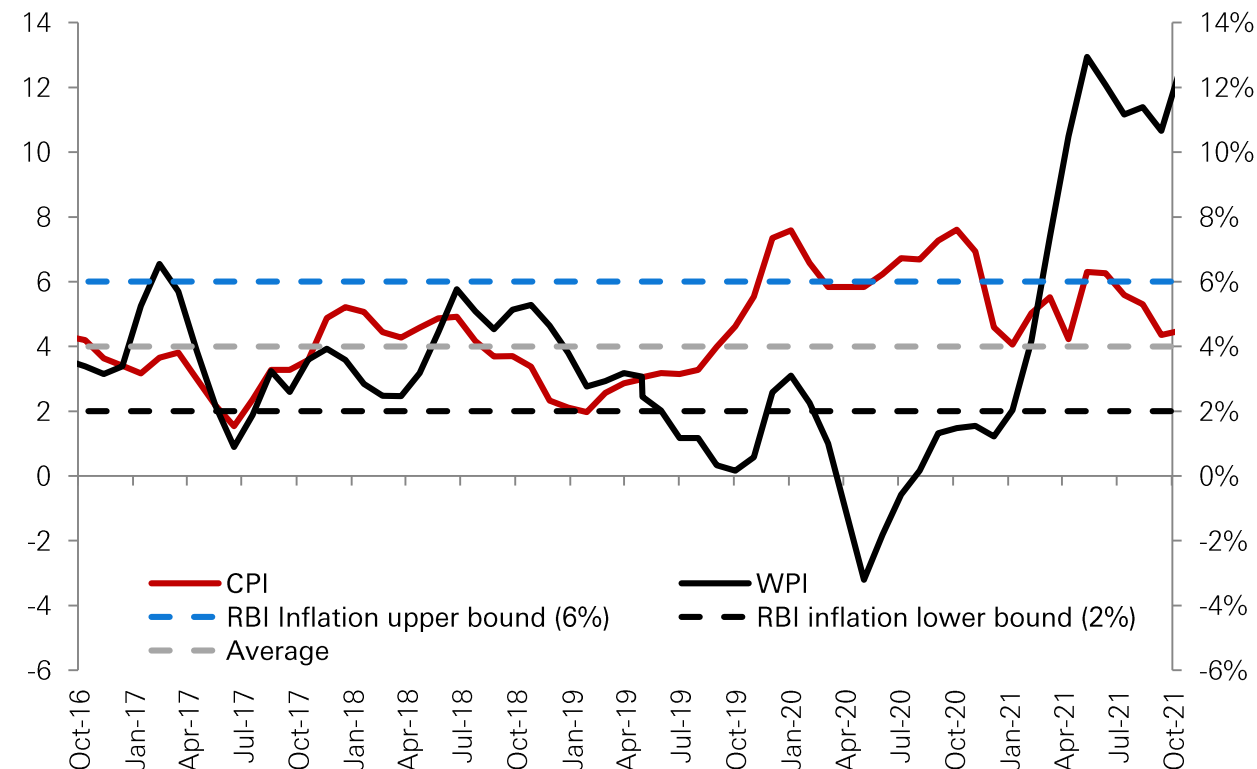
Energy prices

Higher energy prices are expected to continue to impact inflation and rate outlook

Inflation outlook by RBI

Inflation estimates remain at 5.3% for FY22, with increase in estimate for Q3 FY22, and slight reduction in Q4 FY22 estimate compared to previous; H1FY 23 inflation estimated at 5.0%

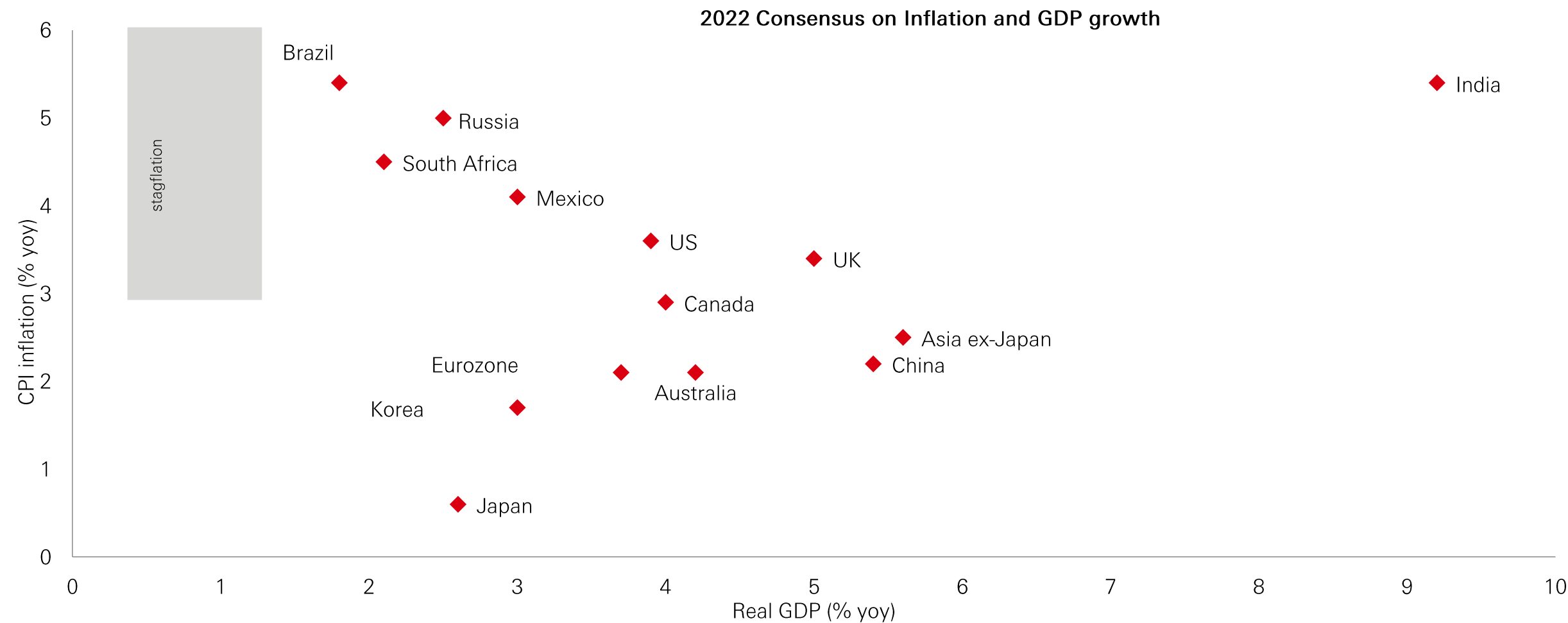
India inflation expected to fall back later in 2022



Past performance is not a reliable indicator of future performance. Source: Bloomberg, HSBC Asset Management, November 2021. Any views expressed were held at the time of preparation and are subject to change without notice. While any forecast, projection or target where provided is indicative only and not guaranteed in any way. HSBC Asset Management India accepts no liability for any failure to meet such forecast, projection or target.


India: Transitory Inflation with higher growth

Policymakers will keep a close eye on inflation expectations



Past performance is not a reliable indicator of future performance. Source: Bloomberg, HSBC Asset Management, November 2021. Any views expressed were held at the time of preparation and are subject to change without notice. While any forecast, projection or target where provided is indicative only and not guaranteed in any way. HSBC Global Asset Management (UK) Limited accepts no liability for any failure to meet such forecast, projection or target.

.....World spillovers

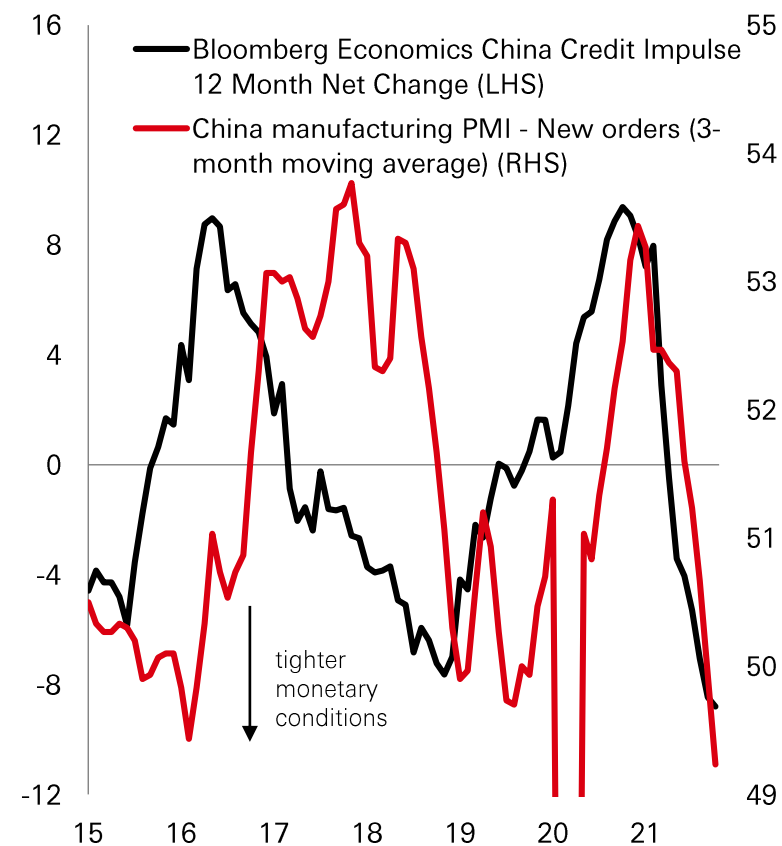


China slowdown and global diversification theme to benefit India

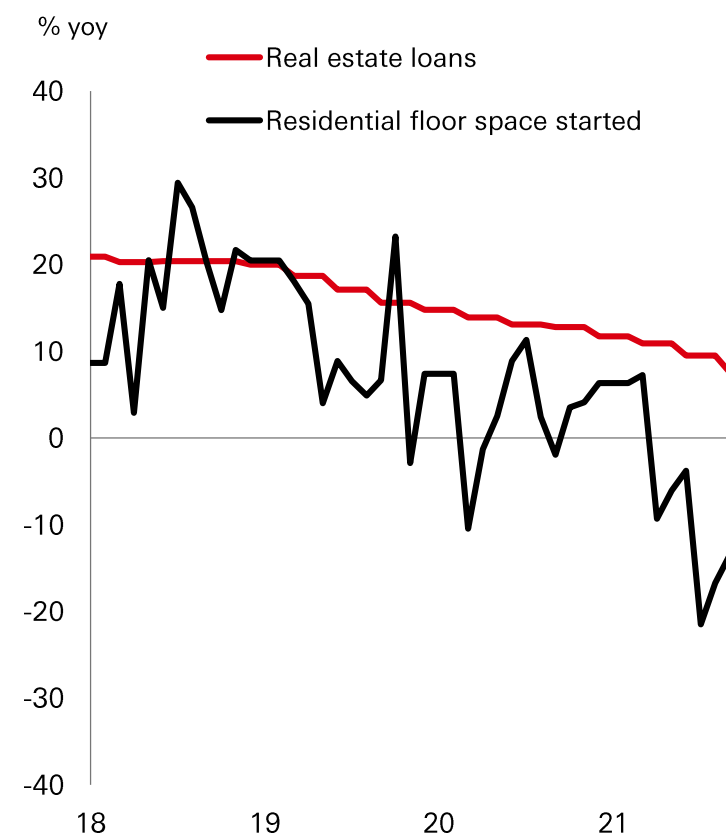
16

India's accommodative policy feeding in to strong activity while China growth under pressure

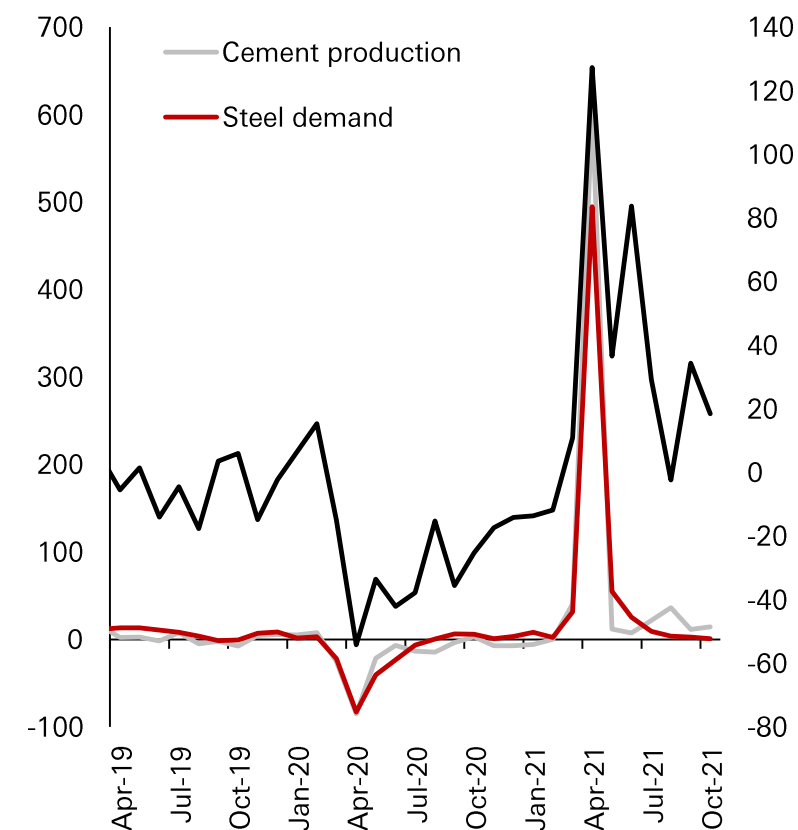
China's past policy tightening feeding into weaker activity



China Real estate downturn amid financing regulations



India cyclical revival on the horizon

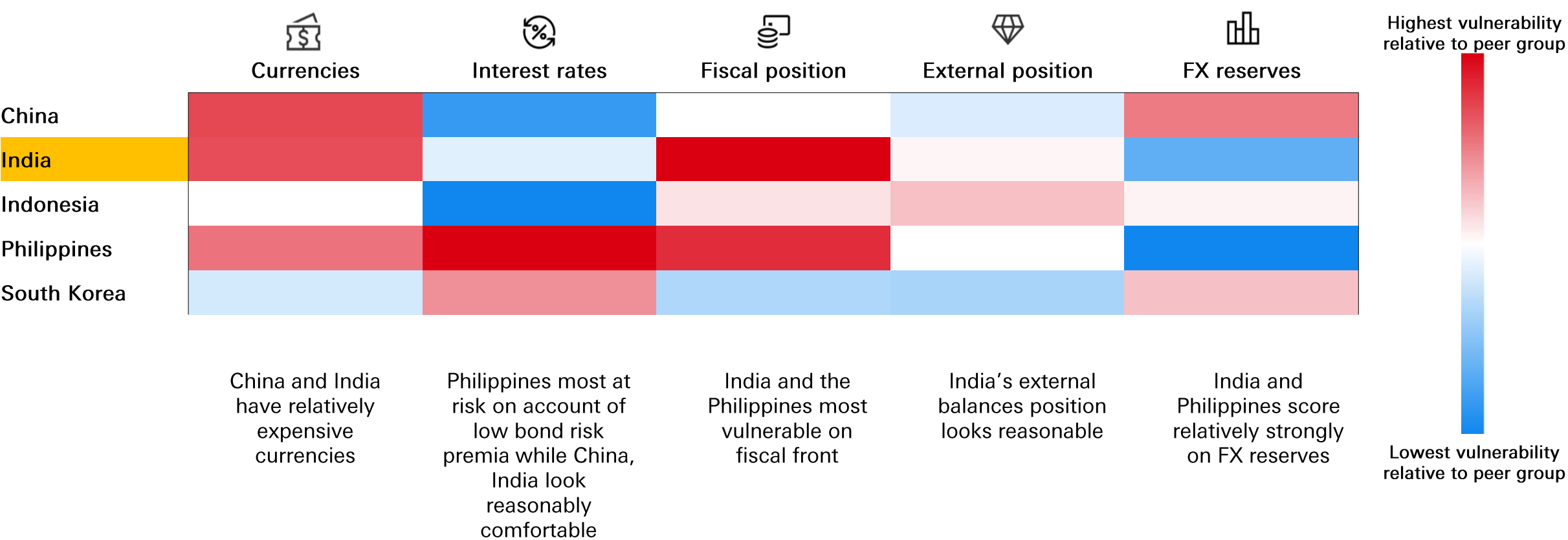


Past performance is not a reliable indicator of future performance. Source: Bloomberg, China National Bureau of Statistics (NBS), Macrobond, HSBC Asset Management, November 2021. Any views expressed were held at the time of preparation and are subject to change without notice. While any forecast, projection or target where provided is indicative only and not guaranteed in any way. HSBC Global Asset Management (UK) Limited accepts no liability for any failure to meet such forecast, projection or target.

Indian economic outlook on major parameters


Large fiscal deficits pervasive, external balances less of a headwind than in the past

Heat map for some EM Asian countries for financial vulnerability metrics (position relative to last 10-year average and peer group)

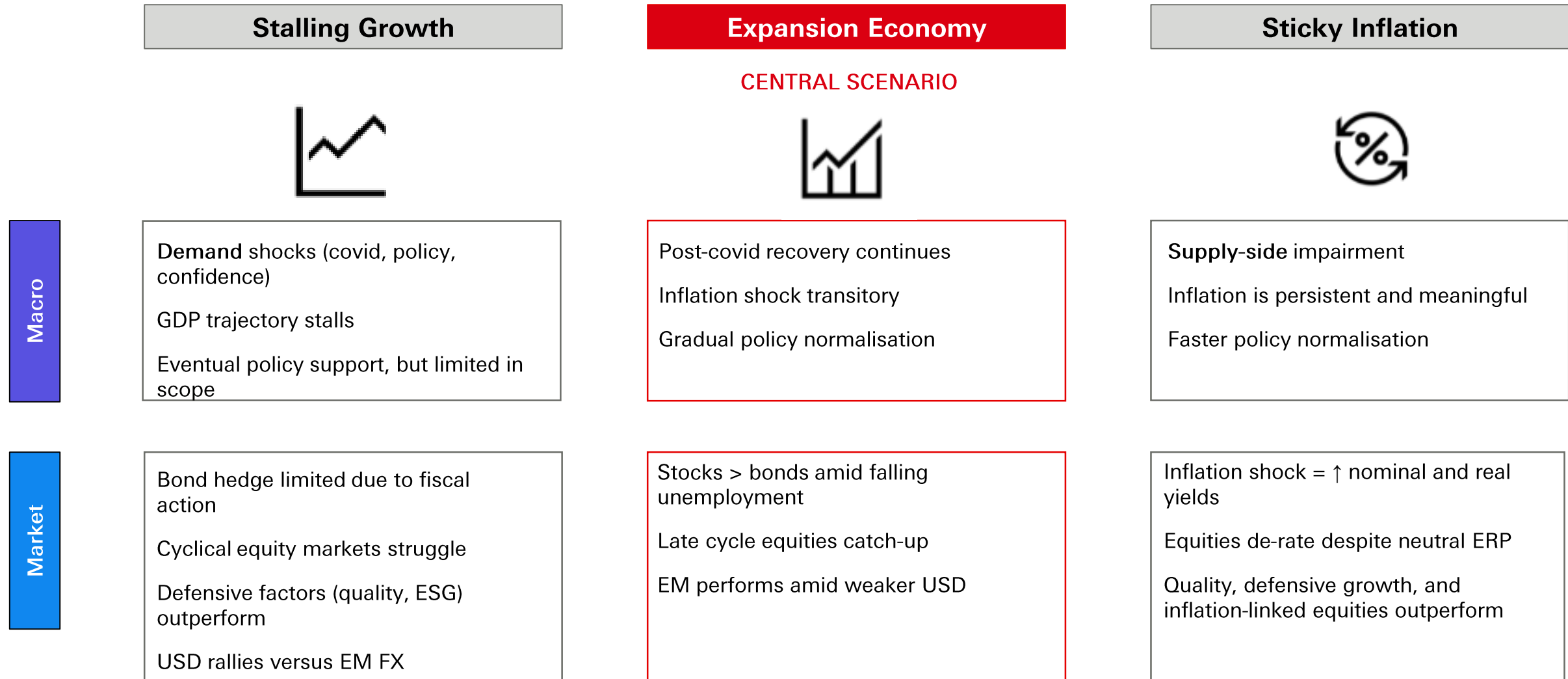


Source: Macrobond, HSBC Asset Management, November 2021. Notes: Currencies: FX Valuations are calculated using REER deviations from their 10 year averages. Interest rates: Deviations of 10y real yields differentials from their 10-year averages (real yields relative to CPI inflation). Fiscal position: calculated as % of GDP. External position: (current account + foreign direct investment) as a % of GDP. FX reserves to short term external debt. Any views expressed were held at the time of preparation and are subject to change without notice. While any forecast, projection or target where provided is indicative only and not guaranteed in any way. HSBC Asset Management accepts no liability for any failure to meet such forecast, projection or target. Past performance is not a reliable indicator of future performance.

Fast cycle means more
uncertainty

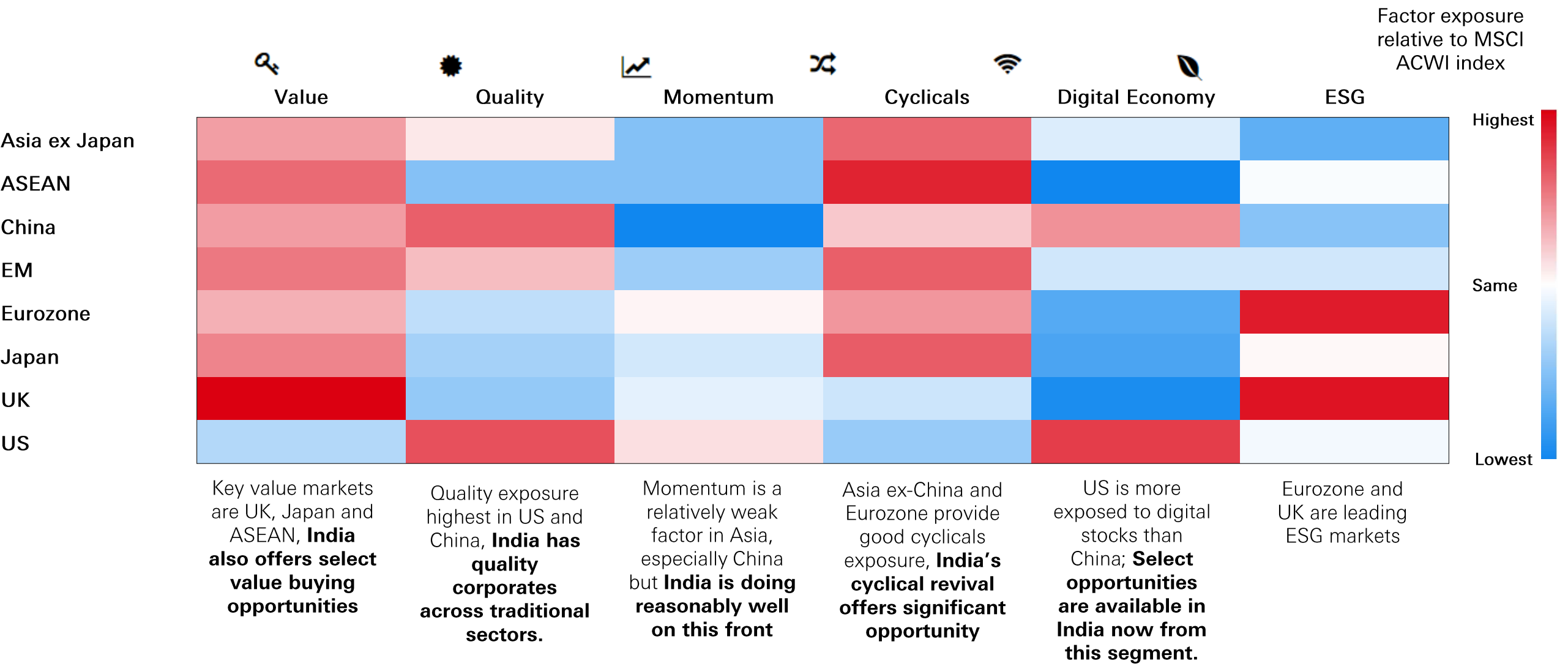


Uncertainty around interplay between demand and supply in expansion phase




Which markets offer us the right factor exposure?

Value and cyclical factors can do well in the current environment, while risks support exposure to quality and ESG



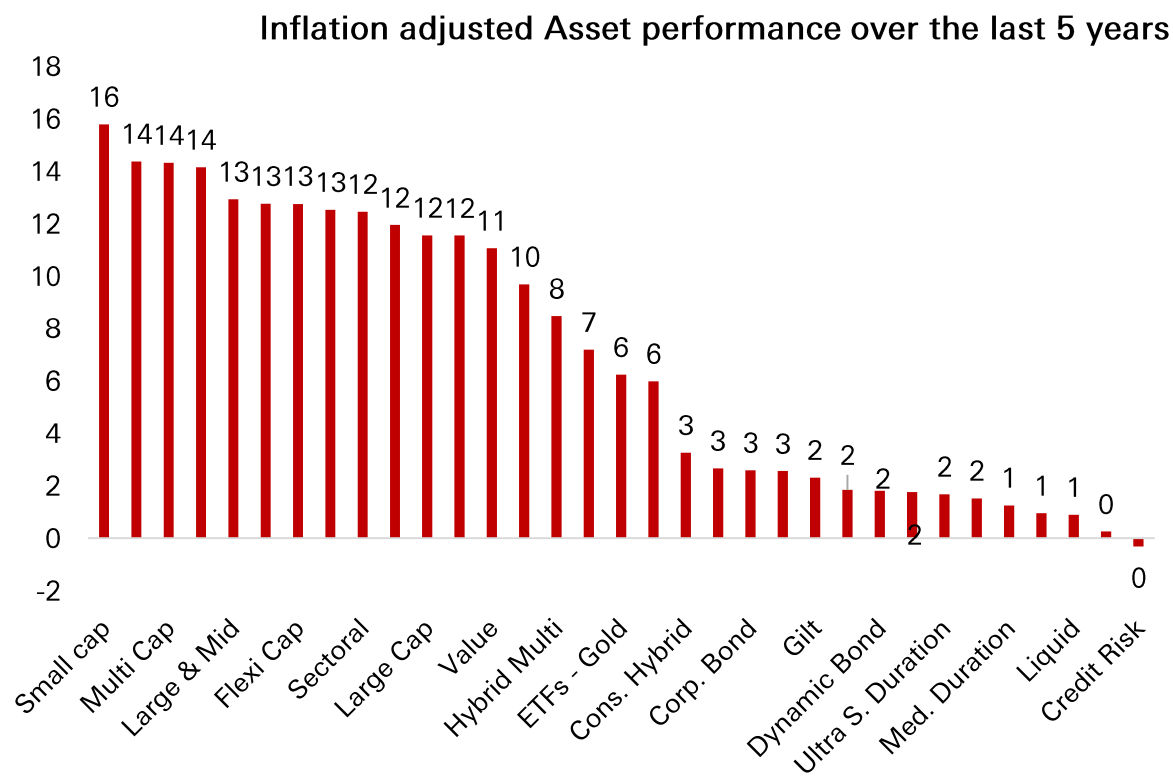
Source: Bloomberg, HSBC Asset Management, November 2021. Any views expressed were held at the time of preparation and are subject to change without notice. While any forecast, projection or target where provided is indicative only and not guaranteed in any way. HSBC Asset Management India accepts no liability for any failure to meet such forecast, projection or target.

..... Lower future returns



Where to find inflation protection?

Target asset classes that have potential to deliver above inflation performance diaries



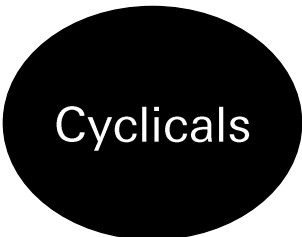
Equity factors, new innovative and current world relevant themes can add portfolio resilience




Dominant themes and quality corporates with sustainable profitability and pricing power have better potential



Transitions risks can be managed through exposure in ESG, Climate Change and Sustainable themes



Cyclical and consumer discretionary companies are seeing order growth at unprecedented levels




Relatively cheap companies offer decent margin of safety and are in sectors that could benefit (i.e. financials)

Interest rates are expected to remain low and active fixed income investors could exploit the steepness of the curve at the forward end as it gradually flattens

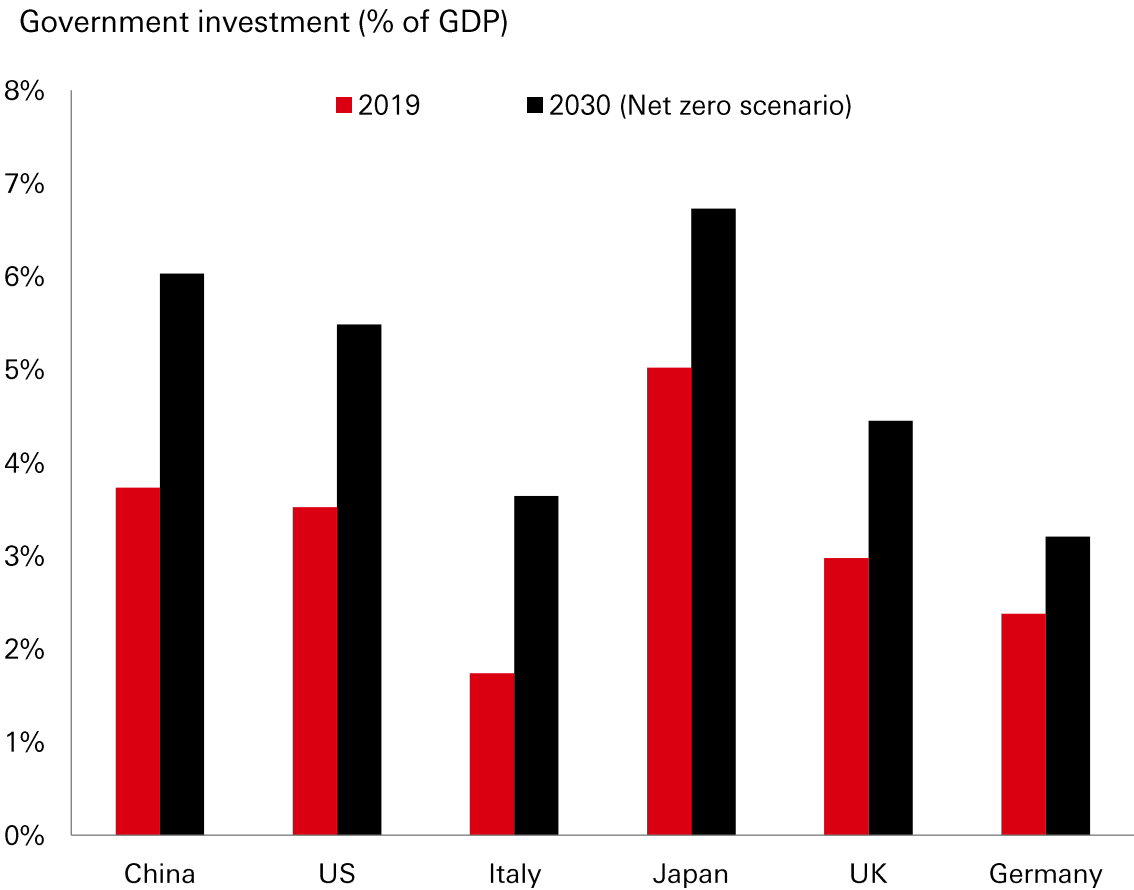
Source: ICRA, Data as at December 2021, as per SEBI defined mutual fund category - average returns CAGR%, Compounded Annualised Returns. Inflation – 5 years CPI average (4.5%) Any views expressed were held at the time of preparation and are subject to change without notice. While any forecast, projection or target where provided is indicative only and not guaranteed in any way. HSBC Asset Management India accepts no liability for any failure to meet such forecast, projection or target. Past performance is not a reliable indicator of future performance.

.....Transition to new normal

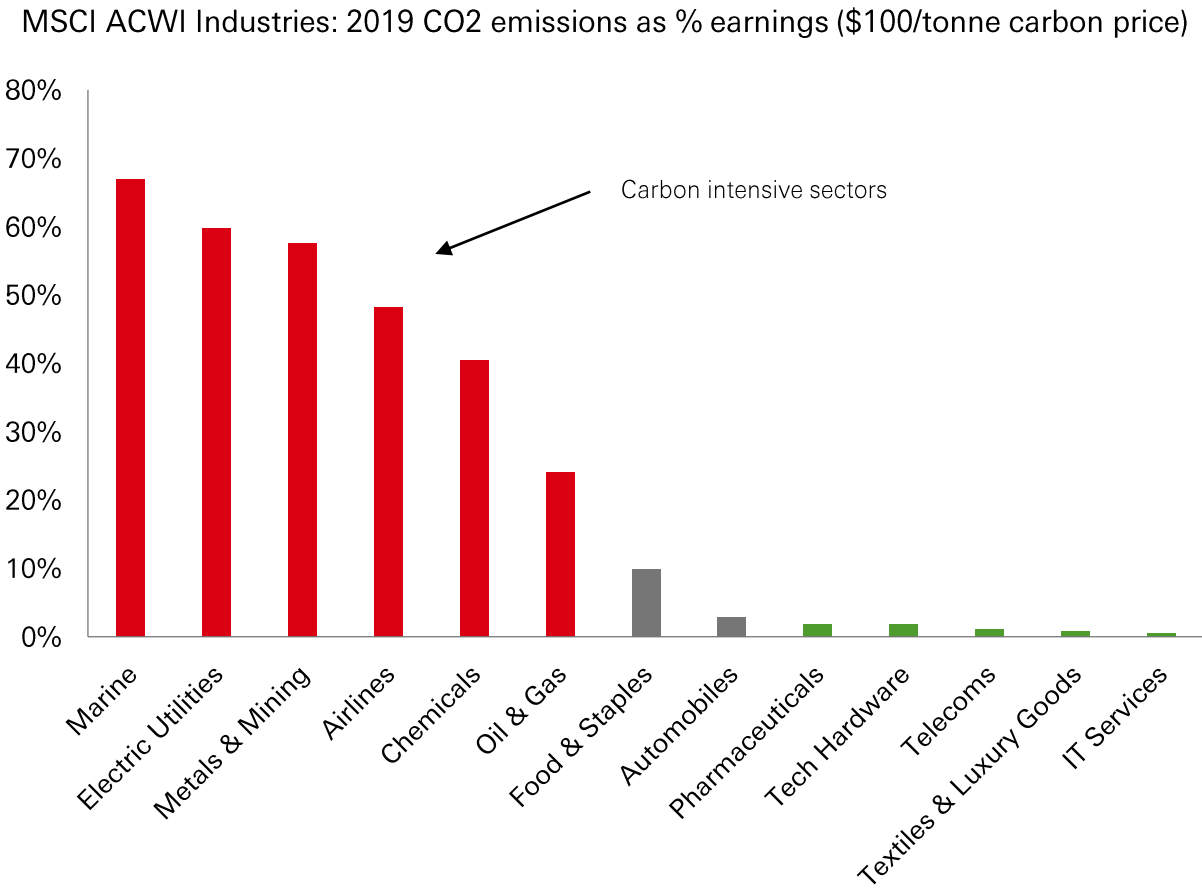


Sensible to hold assets that are guarding against risks, or are set to benefit from, the net zero transition

So far countries fall short of ambition of net zero



Risks to carbon intensive sectors



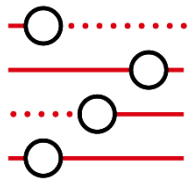
Source: Bloomberg, HSBC Asset Management, November 2021. Any views expressed were held at the time of preparation and are subject to change without notice. While any forecast, projection or target where provided is indicative only and not guaranteed in any way. HSBC Asset Management accepts no liability for any failure to meet such forecast, projection or target. Past performance is not a reliable indicator of future performance.

Opportunities from digital economy across sectors

Theme

Opportunity

Innovative Disruption & New age businesses



- ◆ India: ambitious target of a **\$1 trillion digital economy** by 2025¹
- ◆ Opportunities from **JAM** based digital economy
- ◆ **Digital adoption**: significant economic value addition
- ◆ New age digital businesses are expected to grow at **~30% to 50% CAGR**[^]

Leading disruptors / themes

- ◆ Food delivery apps
- ◆ Innovative mobility services
- ◆ Make in India
- ◆ New age sectors:
 - Ed-tech start ups
 - Renewable Energy,
 - Advanced Infrastructure,
 - Inventory management, **Delivery solutions**
 - Cloud solutions
 - **Omni channel Retail**

Emerging opportunities

Market opportunity	FY2021 (US\$ bn)	FY2026 (US\$ bn)	CAGR %
E-grocery	3.7	22-27	43-49%
Online Food Delivery	2.7-3	13-14	36%
Online Gaming	2.8	12-13	34% - 36%
E-tail	41	140-160	28% - 31%
India Advertising ³	9.3	20-25	20%
Travel Ticketing ¹	36	60	~9%
Film Ticketing ^{1 2}	2.6	3.5	5%

1. Travel ticketing and film ticketing for the period FY 2020, Includes ticketing from major organized and unorganized players, India advertising data for the period CY2020 and CY2025, , Details/information is provided for illustration purposes only
Source – Bloomberg, ^Paytm DRHP, July 2021, ^FY21 to FY26, Make in India (GOI), ¹ Ministry of Electronics and Information Technology (MeitY), 1. These GOI schemes subject to other conditions, refer MakeinIndia website for more details.
The above information are for illustrative purpose only and it should not be considered as investment research, investment recommendation or advice to any reader of this content to buy or sell investments.
(JAM-Jandhan, Aadhaar, Mobile). The above themes are as per current view of the investment team and this is subject to change without any notice. Past performance may or may not sustain and doesn't guarantee the future performance. The Fund may or may not have any future position in these stocks. ^^HMF can not invest in unlisted companies. Any views expressed were held at the time of preparation and are subject to change without notice. While any forecast, projection or target where provided is indicative only and not guaranteed in any way. HSBC Asset Management accepts no liability for any failure to meet such forecast, projection or target. Past performance is not a reliable indicator of future performance.



Macro Outlook

- ◆ While many economies such as the US and China in the expansion phase of the economic cycle, global growth is expected to slow in the coming quarters amid policy normalisation. **India to continue with sustainable recovery and growth trend.**
- ◆ India a little behind on the restoration curve while policy response already moderating indicating it being slightly ahead of the curve **offer some sustainable market environments.**
- ◆ In India Inflation volatility likely to continue in the near-term but in the medium-term inflation is likely to remain contained.



Investment Views

- ◆ **In India equity valuations continue to remain elevated** compared to various parameters but the **earnings momentum continues to remain strong in India.**
- ◆ **Equities to perform better** than other asset classes in the coming year based on robust earnings expectation and benign interest rate regime.
- ◆ Interest rates will remain low and **active fixed income investors could exploit the steepness of the curve at the forward end** as it gradually flattens.
- ◆ Commodity markets are expected to be volatile and with rising interest rate expectations emerging in the US, **developing markets may see weaker currencies.**
- ◆ **Climate change and sustainable themes will continue to attract responsible capital.** An exposure to these themes can provide a much needed inflation buffer.
- ◆ **Mid caps tend to grow faster** in the expansionary theme which is current trend



Policy Outlook

- ◆ The combination of higher growth and higher inflation in India but sustainable growth is a challenge for RBI. **RBI policy is likely to remain supportive** as they prioritise economic recovery and sustainability.
- ◆ **Inflation and interest rates continue to remain under pressure** however a dramatic rise in either is not the base case.
- ◆ The government revenues on the back of robust GDP growth **will not lead to additional borrowing** and while there may be a **gradual hardening of interest rates** a certain portion of the same appears to be priced in.



Key Risks

Sticky inflation

More persistent price pressures (mainly in the US) trigger a bond market tantrum, hitting risk asset performance

Pandemic developments

The pandemic drags on amid the impact of variants, slow vaccine rollout in some parts and waning immunity

Policy tightening

Vaccine complacency or stimulus fatigue could mean premature policy withdrawal. Lack of policy space a risk for many EMs, while China's credit cycle is turning

HSBC Asset Management India

This document has been prepared by HSBC Asset Management (India) Private Limited (HSBC) for information purposes only with an intent to provide market overview and should not be construed as an offer or solicitation of an offer for purchase of any of the funds of HSBC Mutual Fund. All information contained in this document (including that sourced from third parties), is obtained from sources, which HSBC/ third party, believes to be reliable but which it has not been independently verified by HSBC/ the third party. Further, HSBC/ the third party makes no guarantee, representation or warranty and accepts no responsibility or liability as to the accuracy or completeness of such information. The information and opinions contained within the document are based upon publicly available information and rates of taxation applicable at the time of publication, which are subject to change from time to time. Expressions of opinion are those of HSBC only and are subject to change without any prior intimation or notice. It does not have regard to specific investment objectives, financial situation and the particular needs of any specific person who may receive this document. Investors should seek financial advice regarding the appropriateness of investing in any securities or investment strategies that may have been discussed or recommended in this report and should understand that the views regarding future prospects may or may not be realized. Neither this document nor the units of HSBC Mutual Fund have been registered in any jurisdiction. The distribution of this document in certain jurisdictions may be restricted or totally prohibited and accordingly, persons who come into possession of this document are required to inform themselves about, and to observe, any such restrictions. .

This document is intended only for those who access it from within India and approved for distribution in Indian jurisdiction only. Distribution of this document to anyone (including investors, prospective investors or distributors) who are located outside India or foreign nationals residing in India, is strictly prohibited. Neither this document nor the units of HSBC Mutual Fund have been registered under Securities law/Regulations in any foreign jurisdiction. The distribution of this document in certain jurisdictions may be unlawful or restricted or totally prohibited and accordingly, persons who come into possession of this document are required to inform themselves about, and to observe, any such restrictions. If any person chooses to access this document from a jurisdiction other than India, then such person do so at his/her own risk and HSBC and its group companies will not be liable for any breach of local law or regulation that such person commits as a result of doing so.

Mutual Fund investments are subject to market risks, read all scheme related documents carefully.

© Copyright. HSBC Asset Management (India) Private Limited 2021, ALL RIGHTS RESERVED.

HSBC Asset Management (India) Private Limited, 9-11 Floors, NESCO IT Park, Building no. 3, Western Express Highway, Goregaon (East), Mumbai – 400 063, India.

Email: hsbcmf@camsonline.com | Website: www.assetmanagement.hsbc.co.in

