



HSBC Mutual Fund

# Indian Exports: The Opportunity Beckons

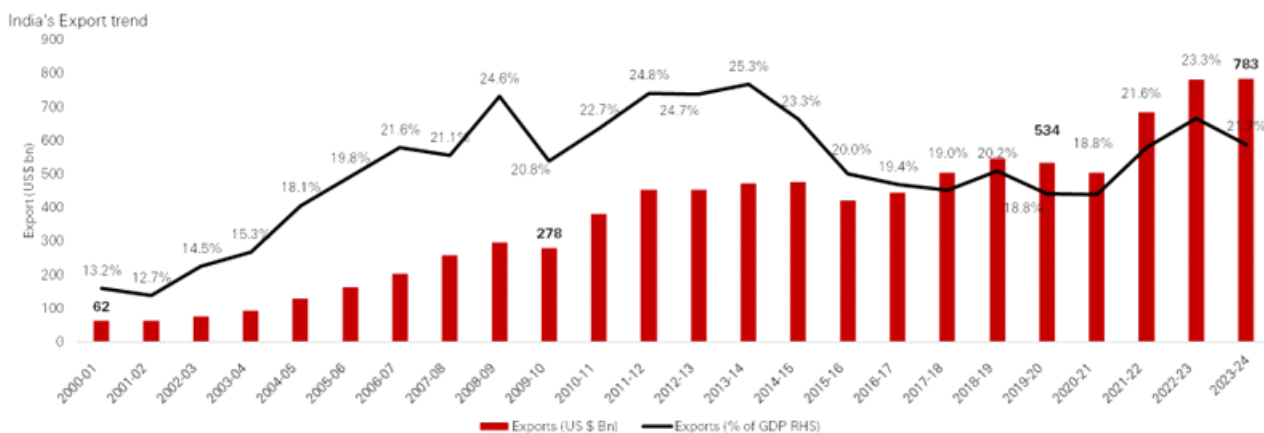


The Indian Economy is a fascinating mix of growth, emerging themes and potential- The fifth largest economy by nominal GDP and the third largest by purchasing power parity. India also benefits from a consumption -oriented economy, due to the rich demographic dividends it's been reaping over the years. Exports contribute significantly to the Indian Economy, with the 2023-24 exports touching \$783 bn. The growth in exports has been commendable, as Indian exports were a mere \$295 bn, 15 years ago. The export mix was approx. 44% services and 56% merchandise exports last year. Indian exports have shown a resilient and rising trend, with a 10% CAGR post covid growth. Exports contribute to India's forex reserves which help avoid external shocks to the economy. These reserves have also gone up in tandem, from \$252 bn to \$671 bn in the last 15 years.



Source: RBI, IMF, HSBC Mutual Fund, Latest available data as on 31 July 2024, The sector(s)/stock(s)/issuer(s) mentioned in this document do not constitute any research report nor it should be considered as an investment research, investment recommendation or advice to any reader of this content to buy or sell any stocks / investments.

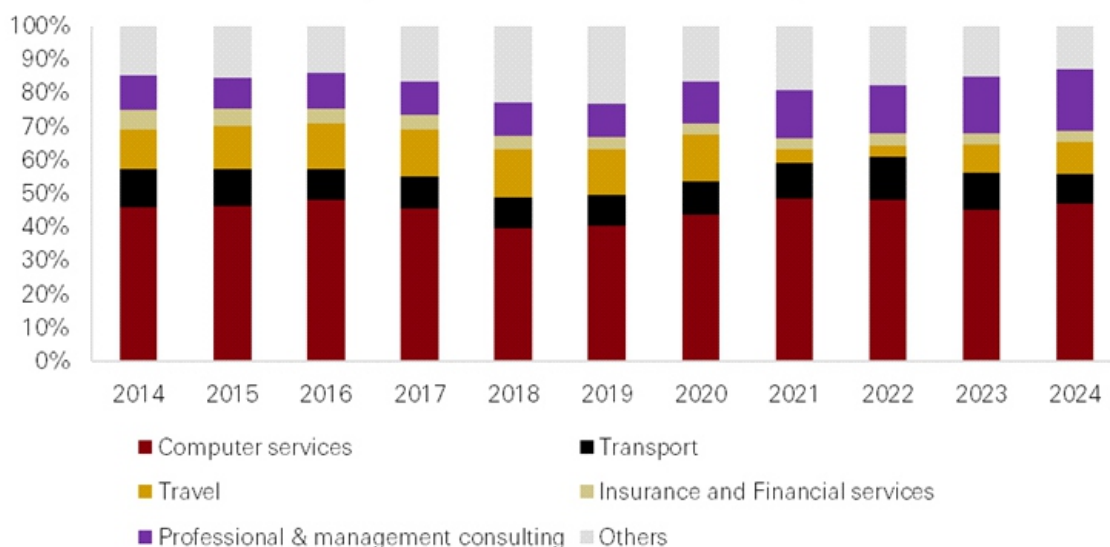
**Global Share of Exports:** India has also seen its global share of merchandise and service exports rising in overall trade. In fact, in the last 18 years, India is one of the fastest growing services export country, globally. India's share in global services exports has gone up from approx. 2% in FY06 to 4.3% in FY'24, and from 1% to 1.8% in global merchandise exports. There has also been a significant shift from traditional exports to value-added, high end exports in the last decade.



Source: UNCTAD, Haver Analytics, Goldman Sachs Global Research, HSBC Mutual Fund, Latest available data as on 31 July 2024

**High-end Exports:** India has been gaining share in professional consulting globally, which is relatively less concentrated than other sectors. The GCC (professional and management consulting) exports have grown at a 14.9% CAGR in the last 10 years. There may be an opportunity to gain share in exports related to consulting, insurance and financial services going forward. As per EY's 'Future of GCCs in India - a vision 2030' report, it is estimated that the domestic GCC market size will reach US\$110b by the year 2030, led by software exports, which remains a key component of India's service exports. It is predicted that by 2030, India will have 2400 GCCs and that number can potentially increase to 2550 as India emerges as the world's technology and services hub.

Export in different Services share (%)



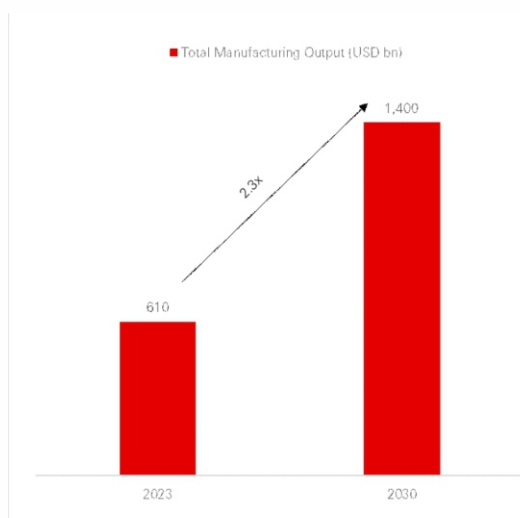
Source: UNCTAD, Haver Analytics, Goldman Sachs Global Investment Research, Latest available data as on 31 July 2024, GCC - Global Capability Centers. The sector(s)/stock(s)/issuer(s) mentioned in this document do not constitute any research report nor it should be considered as an investment research, investment recommendation or advice to any reader of this content to buy or sell any stocks / investments. The Fund/portfolio may or may not have any existing / future position in these sector(s)/stock(s)/issuer(s). Past performance may or may not be sustained in future and is not a guarantee of any future returns.

### Multiple driving factors for growth in Indian exports:

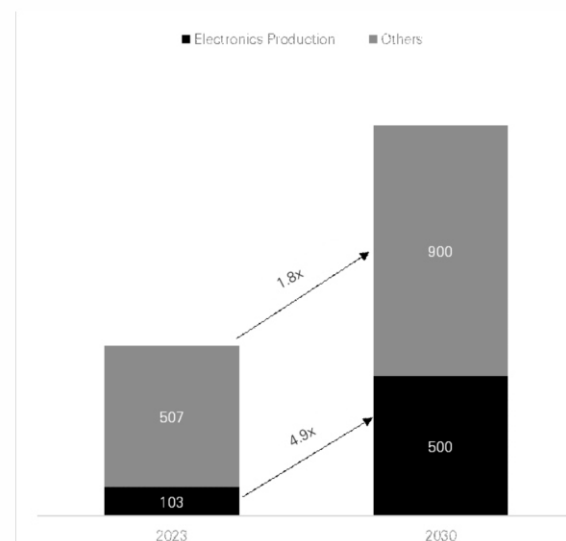
- Indian labour workforce benefits from lower cost and higher skill, on a relative basis.
- Geopolitics and supply chain diversification have put India in a sweet spot, especially post-covid.
- Government policies, reforms and incentives have acted as enablers for a conducive environment. Some of these existing and prospective reforms / strategies include:
  - Ongoing FTAs – UK and EU
  - Revamping SEZ law
  - Rationalisation of taxation
  - Promoting Districts as Exports Hub
  - Production-linked Incentive (PLI) schemes
  - Data Analytics for policy interventions and identifying market potential

The Indian Government's ambition is to take the total value of Indian exports to USD 2 trillion by 2030, which is a ~15% projected growth rate. Some promising trends and projections to support this ambition are given below:

Share of manufacturing in GDP is expected to increase to 20% by 2030; Mainly driven by Electronics sector

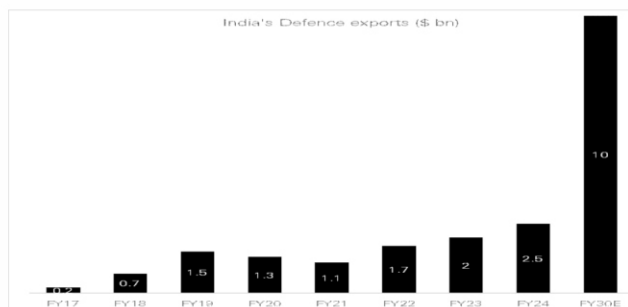


Electronics manufacturing is expected to grow by almost 5x by 2030;



Source – Bloomberg, MeitY, JM Financial, Industry, Latest available data as on 30 June 2024

New sectors are emerging with an exponential export potential. One such sector is defence which is expected to grow multifold.



Source: Ministry of Defence, HSBC Mutual Fund,  
Data as on 31 July 2024

### Key Growth Drivers for Defence Exports

- 100% Foreign Direct Investment in Defence
- Foreign companies can own up to 100% equity in domestic defence manufacturing companies (Automatic govt approval)

- Access to new technology and utilizing foreign technology
- Long-term indigenous Defence capabilities through policy interventions (DPP & MAKE)
- Encourage indigenous manufacturing of defence equipment
- Increased focus towards indigenous R&D
- Offset Clause enabling domestic procurement
- Components worth 30% of estimated cost of capital acquisition must be procured domestically via Indian manufacturers

Indian exports have been evolving from traditional sectors to sunrise sectors. Globally, inflation is likely to come down further, and should keep trending lower towards the inflation targets. This should further aid overall GDP growth, and with ongoing reforms and the Government's focus on exports, help propel Indian exports to the next level.

Investors are requested to note that as per SEBI (Mutual Funds) Regulations, 1996 and guidelines issued thereunder, HSBC AMC, its employees and/or empaneled distributors/agents are forbidden from guaranteeing/promising/assuring/predicting any returns or future performances of the schemes of HSBC Mutual Fund. Hence please do not rely upon any such statements/commitments. If you come across any such practices, please register a complaint via email at [investor.line@mutualfunds.hsbc.co.in](mailto:investor.line@mutualfunds.hsbc.co.in).

Views provided above are based on information available in the public domain at this moment and subject to change. Investors should not consider the same as investment advice. Please consult your financial advisor for all your investment decision.

This document has been prepared by HSBC Asset Management (India) Private Limited (HSBC) for information purposes only with an intent to provide market overview and should not be construed as an offer or solicitation of an offer for purchase of any of the funds of HSBC Mutual Fund. All information contained in this document (including that sourced from third parties), is obtained from sources, which HSBC/ third party, believes to be reliable but which it has not been independently verified by HSBC/ the third party. Further, HSBC/ the third party makes no guarantee, representation or warranty and accepts no responsibility or liability as to the accuracy or completeness of such information. The information and opinions contained within the document are based upon publicly available information and rates of taxation applicable at the time of publication, which are subject to change from time to time. Expressions of opinion are those of HSBC only and are subject to change without any prior intimation or notice. It does not have regard to specific investment objectives, financial situation and the particular needs of any specific person who may receive this document. Investors should seek financial advice regarding the appropriateness of investing in any securities or investment strategies that may have been discussed or recommended in this report and should understand that the views regarding future prospects may or may not be realised. Neither this document nor the units of HSBC Mutual Fund have been registered in any jurisdiction. The distribution of this document in certain jurisdictions may be restricted or totally prohibited and accordingly, persons who come into possession of this document are required to inform themselves about, and to observe, any such restrictions.

This document is intended only for those who access it from within India and approved for distribution in Indian jurisdiction only. Distribution of this document to anyone (including investors, prospective investors or distributors) who are located outside India or foreign nationals residing in India, is strictly prohibited. Neither this document nor the units of HSBC Mutual Fund have been registered under Securities law/Regulations in any foreign jurisdiction. The distribution of this document in certain jurisdictions may be unlawful or restricted or totally prohibited and accordingly, persons who come into possession of this document are required to inform themselves about, and to observe, any such restrictions. If any person chooses to access this document from a jurisdiction other than India, then such person do so at his/her own risk and HSBC and its group companies will not be liable for any breach of local law or regulation that such person commits as a result of doing so.

**Mutual Fund investments are subject to market risks, read all scheme related documents carefully.**

© Copyright. HSBC Asset Management (India) Private Limited 2024, ALL RIGHTS RESERVED.

HSBC Asset Management (India) Private Limited, 9-11 Floors, NESCO IT Park, Building no. 3, Western Express Highway, Goregaon (East), Mumbai – 400 063, India. Website: [www.assetmanagement.hsbc.co.in](http://www.assetmanagement.hsbc.co.in)