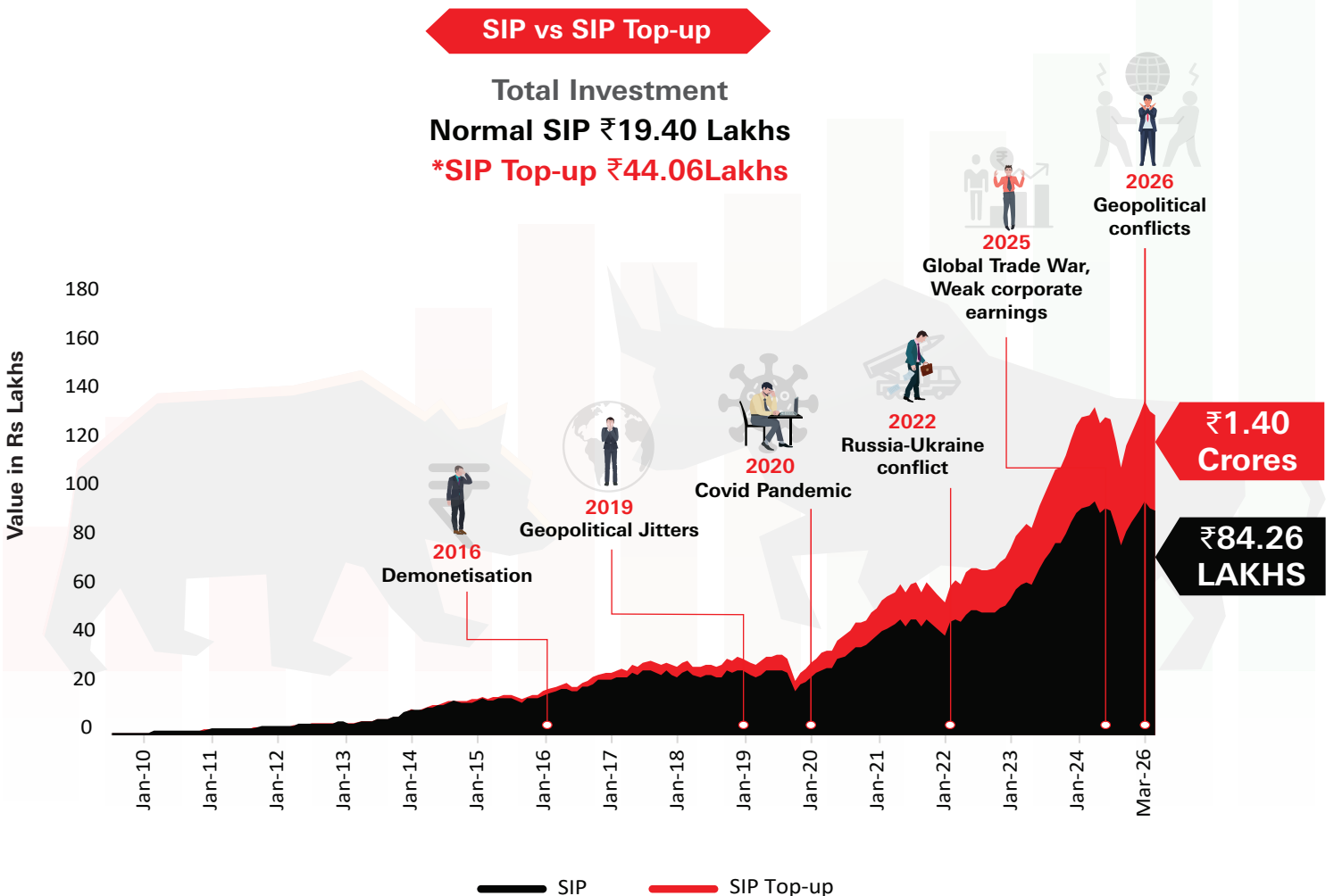


Value investing is about finding quality businesses at reasonable prices. **HSBC Value Fund** follows this time-tested approach by investing in fundamentally sound companies that may be temporarily undervalued, aiming to deliver long-term wealth through disciplined investing.

₹10,000 SIP in HSBC Value Fund#



#Top up 10% annually since 08 Jan, 2010. #Regular Plan - Growth Option

For SIP returns, monthly investment of Rs. 10,000/- invested on the 1st day of every month has been considered. Load is not taken into consideration.

Source: BSE, Crisil, HSBC Factsheet Data as on 31 March 2026, Past performance may or may not be sustained in future and is not a guarantee of any future returns. Note-The details provided above is as per the information available in public domain at this moment and subject to change. Please consult your financial advisor for any investment decisions.

Lump Sum Investment Performance

Lump Sum Investment Performance											Inception Date
Fund / Benchmark (Value of Rs 10,000 invested)	1 Year		3 Year		5 Year		10 Year		Since Inception		
	Amount in ₹	Returns %	Amount in ₹	Returns %	Amount in ₹	Returns %	Amount in ₹	Returns %	Amount in ₹	Returns %	
HSBC Value Fund- Regular Plan~~	10345	3.43	16816	18.92	22293	17.39	42551	15.58	101795	15.37	08-Jan-2010
Scheme Benchmark (Nifty 500 TRI)	9712	-2.87	14513	13.22	17531	11.88	35512	13.51	55648	11.15	
Additional Benchmark (Nifty 50 TRI)	9601	-3.97	13320	10.03	16113	10.01	32594	12.54	51689	10.65	
HSBC Value Fund- Direct Plan~~	10445	4.43	17306	20.06	23390	18.52	46714	16.66	93162	18.35	01-Jan-2013
Scheme Benchmark (Nifty 500 TRI)	9712	-2.87	14513	13.22	17531	11.88	35512	13.51	49559	12.84	
Additional Benchmark (Nifty 50 TRI)	9601	-3.97	13320	10.03	16113	10.01	32594	12.54	43990	11.83	

Past performance may or may not be sustained in future and is not a guarantee of any future returns.

The performance details provided herein are of Regular as well as Direct Plan - Growth Option. Returns on ₹10,000 are point-to-point returns for the specific time period, invested at the start of the period. The returns for the respective periods are provided as on last available NAV of March 2026 for the scheme. Returns for 1 year and above are Compounded Annualized. Returns for less than 1 year is Simple Annualized. Load is not taken into consideration for computation of performance. Different plans shall have a different expense structure. The expenses of the Direct Plan under the Scheme will be lower to the extent of the distribution expenses / commission charged to the Regular Plan. As per clause 6.9.1 of the SEBI Master Circular dated March 20, 2026, the scheme returns vis-à-vis the benchmark return (Total Return Index) shall be disclosed are provided from the date of allotment of units.

Post merger performance of the surviving scheme, arising out of merger of schemes with similar features, is computed as per the provisions of clause 14.3 of the SEBI Master Circular dated March 20, 2026, on Disclosure of Performance of Schemes post-merger using the weighted average performance of both transferor and transferee schemes. In other cases, performance is computed using the Applicable NAV of the surviving/continuing schemes. ~ Face value Rs 10. Returns for the scheme has been calculated as on last business day NAV provided as on 30 March 2026.

[Click here to view Performance Of Other Schemes Managed By The Fund Manager](#)

SIP Performance - HSBC Value Fund

SIP Performance - HSBC Value Fund - Regular - Growth Option					Inception Date: 08-Jan-2010
Scheme Name & Benchmarks	1 Year	3 Year	5 Year	Since Inception	
Total amount invested (₹)	120000	360000	600000	1940000	
Market Value as on March 30, 2026 (₹)	1,11,889	3,95,985	8,35,911	84,25,953	
Scheme Returns (%)	-12.41	6.31	13.25	16.35	
Nifty 500 TRI - Scheme Benchmark (₹)	1,08,014	3,67,691	7,22,490	58,26,718	
Nifty 500 TRI - Scheme Benchmark Returns (%)	-18.16	1.38	7.38	12.46	
Nifty 50 TRI - Additional Benchmark (₹)	1,07,835	3,62,647	6,94,709	52,86,672	
Nifty 50 TRI - Additional Benchmark Returns (%)	-18.42	0.48	5.81	11.42	


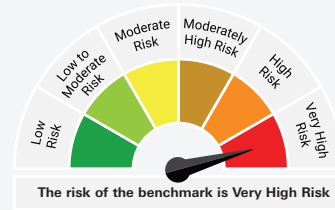
SIP Performance - HSBC Value Fund - Direct - Growth Option					Inception Date: 01-Jan-2013
Scheme Name & Benchmarks	1 Year	3 Year	5 Year	Since Inception	
Total amount invested (₹)	120000	360000	600000	1580000	
Market Value as on March 30, 2026 (₹)	1,12,479	4,02,448	8,59,922	54,23,188	
Scheme Returns (%)	-11.53	7.40	14.40	17.29	
Nifty 500 TRI - Scheme Benchmark (₹)	1,08,014	3,67,691	7,22,490	38,27,869	
Nifty 500 TRI - Scheme Benchmark Returns (%)	-18.16	1.38	7.38	12.59	
Nifty 50 TRI - Additional Benchmark (₹)	1,07,835	3,62,647	6,94,709	35,04,560	
Nifty 50 TRI - Additional Benchmark Returns (%)	-18.42	0.48	5.81	11.39	

Past performance may or may not be sustained in future and is not a guarantee of any future returns.

For SIP returns, monthly investment of Rs. 10,000/- invested on the 1st day of every month has been considered. SIP Return are calculated on XIRR basis. IDCW are assumed to be reinvested and bonus is adjusted. Load is not taken into consideration.

Source: HSBC Mutual Fund, data as on 31 March 2026.

Product Label

Scheme name and Type of scheme	Scheme Risk-o-meter	Benchmark Risk-o-meter (as applicable)
<p>HSBC Value Fund (An open ended equity scheme following a value investment strategy)</p> <p>This product is suitable for investors who are seeking*:</p> <ul style="list-style-type: none"> • Long term capital appreciation • Investment predominantly in equity and equity-related securities in Indian markets and foreign securities, with higher focus on undervalued securities. 		<p>As per AMFI Tier I. Benchmark : NIFTY 500 TRI</p> 

***Investors should consult their financial advisers if in doubt about whether the product is suitable for them.**

Note on Risk-o-meters: Riskometer is as on 31 March 2026, Any change in risk-o-meter shall be communicated by way of Notice cum Addendum and by way of an e-mail or SMS to unitholders of that particular scheme

Past performance may or may not be sustained in the future and is not indicative of future results.

Source: HSBC Mutual Fund, data as on 31 March 2026

Investors are requested to note that as per SEBI (Mutual Funds) Regulations, 2026 and guidelines issued thereunder, HSBC Mutual Fund, its employees and/or empaneled distributors/agents are forbidden from guaranteeing/promising/assuring/predicting any returns or future performances of the schemes of HSBC Mutual Fund. Hence please do not rely upon any such statements/commitments. If you come across any such practices, please register a complaint via email at investor.line@mutualfunds.hsbc.co.in.

Disclaimer: This document has been prepared by HSBC Mutual Fund for information purposes only and should not be construed as i) an offer or recommendation to buy or sell securities, commodities, currencies or other investments referred to herein; or ii) an offer to sell or a solicitation or an offer for purchase of any of the funds of HSBC Mutual Fund; or iii) an investment research or investment advice. It does not have regard to specific investment objectives, financial situation and the particular needs of any specific person who may receive this document. Investors should seek personal and independent advice regarding the appropriateness of investing in any of the funds, securities, other investment or investment strategies that may have been discussed or referred herein and should understand that the views regarding future prospects may or may not be realized. In no event shall HSBC Mutual Fund/HSBC Asset management (India) Private Limited and / or its affiliates or any of their directors, trustees, officers and employees be liable for any direct, indirect, special, incidental or consequential damages arising out of the use of information / opinion herein. This document is intended only for those who access it from within India and approved for distribution in Indian jurisdiction only. Distribution of this document to anyone (including investors, prospective investors or distributors) who are located outside India or foreign nationals residing in India, is strictly prohibited. Neither this document nor the units of HSBC Mutual Fund have been registered under Securities law/Regulations in any foreign jurisdiction. The distribution of this document in certain jurisdictions may be unlawful or restricted or totally prohibited and accordingly, persons who come into possession of this document are required to inform themselves about, and to observe, any such restrictions. If any person chooses to access this document from a jurisdiction other than India, then such person do so at his/her own risk and HSBC and its group companies will not be liable for any breach of local law or regulation that such person commits as a result of doing so.

© Copyright. HSBC Mutual Fund 2025, ALL RIGHTS RESERVED.

HSBC Mutual Fund, 9-11th Floor, NESCO - IT Park Bldg. 3, Nesco Complex, Western Express Highway, Goregaon East, Mumbai 400063. Maharashtra.