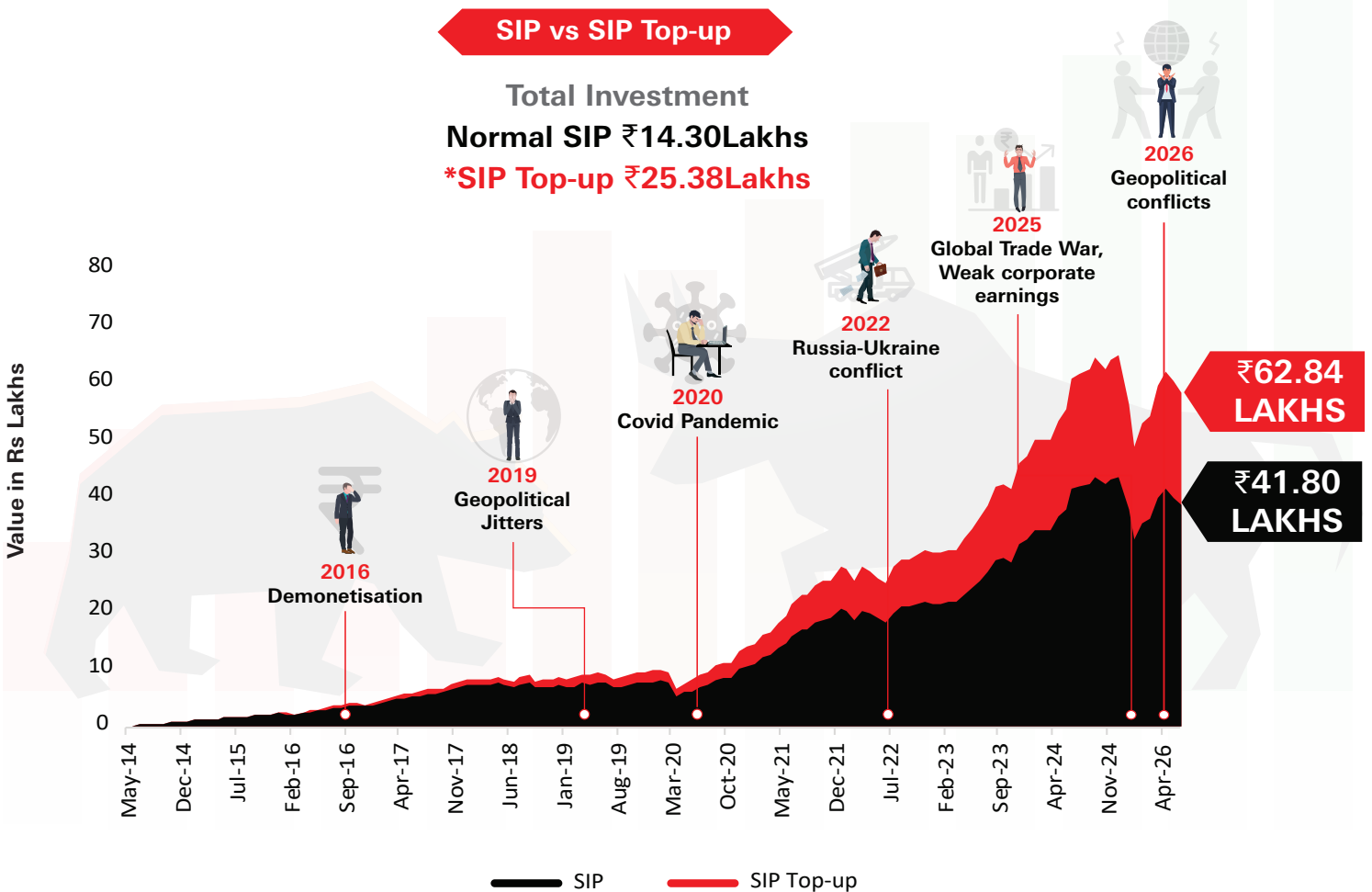


With the flexibility to invest in emerging leaders of tomorrow, **HSBC Small Cap Fund** navigated market cycles to deliver long-term wealth. History shows that patient investors have often been rewarded handsomely.

# ₹10,000 SIP in HSBC Small Cap Fund



\*Top up 10% annually since 12 May, 2014. #Regular Plan - Growth Option

For SIP returns, monthly investment of Rs. 10,000/- invested on the 1st day of every month has been considered. Load is not taken into consideration.

Source: BSE, Crisil, HSBC Factsheet Data as on 30 April 2026. Past performance may or may not be sustained in future and is not a guarantee of any future returns. Note-The details provided above is as per the information available in public domain at this moment and subject to change. Please consult your financial advisor for any investment decisions.

SEBI Registered Name & Number - HSBC Mutual Fund & MF/046/02/5

Fund Manager - Venugopal Manghat Effective 17 Dec 201. & Mayank Chaturvedi Effective 01 Oct 2025.

## Lump Sum Investment Performance

Lump Sum Investment Performance											Inception Date
Fund / Benchmark (Value of Rs 10,000 invested)	1 Year		3 Year		5 Year		10 Year		Since Inception		
	Amount in ₹	Returns %	Amount in ₹	Returns %	Amount in ₹	Returns %	Amount in ₹	Returns %	Amount in ₹	Returns %	
HSBC Small Cap Fund-Regular Plan~~	10885	8.85	16081	17.11	24698	19.81	49967	17.44	75093	18.34	12-May-14
Scheme Benchmark (NIFTY Small Cap 250 TRI)	10956	9.56	18138	21.89	23865	18.99	43046	15.70	63817	16.74	
Additional Benchmark (Nifty 50 TRI)	9972	-0.28	13753	11.18	17382	11.69	34537	13.18	39559	12.17	
HSBC Small Cap Fund-Direct Plan~~	10997	9.97	16580	18.30	26100	21.14	53126	18.16	83111	19.34	12-May-14
Scheme Benchmark (NIFTY Small Cap 250 TRI)	10956	9.56	18138	21.89	23865	18.99	43046	15.70	63817	16.74	
Additional Benchmark (Nifty 50 TRI)	9972	-0.28	13753	11.18	17382	11.69	34537	13.18	39559	12.17	

Past performance may or may not be sustained in future and is not a guarantee of any future returns.

The performance details provided herein are of Regular as well as Direct Plan - Growth Option. Returns on ₹10,000 are point-to-point returns for the specific time period, invested at the start of the period. The returns for the respective periods are provided as on last available NAV of April 2026 for the schemes. Returns for 1 year and above are Compounded Annualized. Returns for less than 1 year is Simple Annualized. Load is not taken into consideration for computation of performance. Different plans shall have a different expense structure. The expenses of the Direct Plan under the Scheme will be lower to the extent of the distribution expenses / commission charged to the Regular Plan.

As per clause 6.9.1 of the SEBI Master Circular dated March 20, 2026 the scheme returns vis-à-vis the benchmark return (Total Return Index) shall be disclosed are provided from the date of allotment of units.~ Face value Rs 10. Returns for the scheme has been calculated as on last business day NAV provided as on 30 April 2026.

[Click here to view Performance Of Other Schemes Managed By The Fund Manager](#)

## SIP Performance - HSBC Small Cap Fund

SIP Performance - HSBC Small Cap Fund – Regular Plan - Growth Option					Inception Date: 12-May-14
Scheme Name & Benchmarks	1 Year	3 Year	5 Year	Since Inception	
Total amount invested (₹)	120000	360000	600000	1430000	
Market Value as on April 30, 2026 (₹)	1,23,566	3,96,830	8,37,628	41,80,767	
Scheme Returns (%)	5.60	6.45	13.33	16.84	
NIFTY Small Cap 250 TRI - Scheme Benchmark (₹)	1,22,788	4,10,968	8,67,694	39,32,853	
NIFTY Small Cap 250 TRI - Scheme Benchmark Returns (%)	4.37	8.82	14.76	15.91	
Nifty 50 TRI - Additional Benchmark (₹)	1,16,016	3,86,094	7,40,183	30,37,233	
Nifty 50 TRI - Additional Benchmark Returns (%)	-6.14	4.61	8.34	11.98	


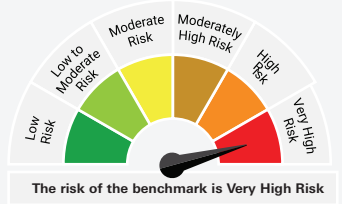
SIP Performance - HSBC Small Cap Fund – Direct Plan - Growth Option					Inception Date: 12-May-14
Scheme Name & Benchmarks	1 Year	3 Year	5 Year	Since Inception	
Total amount invested (₹)	120000	360000	600000	1430000	
Market Value as on April 30, 2026 (₹)	1,24,226	4,03,461	8,63,922	44,65,966	
Scheme Returns (%)	6.65	7.56	14.58	17.83	
NIFTY Small Cap 250 TRI - Scheme Benchmark (₹)	1,22,788	4,10,968	8,67,694	39,32,853	
NIFTY Small Cap 250 TRI - Scheme Benchmark Returns (%)	4.37	8.82	14.76	15.91	
Nifty 50 TRI - Additional Benchmark (₹)	1,16,016	3,86,094	7,40,183	30,37,233	
Nifty 50 TRI - Additional Benchmark Returns (%)	-6.14	4.61	8.34	11.98	

Past performance may or may not be sustained in future and is not a guarantee of any future returns.

For SIP returns, monthly investment of Rs. 10,000/- invested on the 1st day of every month has been considered. SIP Return are calculated on XIRR basis. IDCW are assumed to be reinvested and bonus is adjusted. Load is not taken into consideration.

Source: HSBC Mutual Fund, data as on 30 April 2026.

## Product Label

Scheme name and Type of scheme	Scheme Risk-o-meter	Benchmark Risk-o-meter (as applicable)
<p><b>HSBC Small Cap Fund</b> (An open ended equity scheme predominantly investing in small cap stocks)</p> <p><b>This product is suitable for investors who are seeking*:</b></p> <ul style="list-style-type: none"> <li>• Long term capital appreciation</li> <li>• Investment predominantly in equity and equity-related securities, including equity derivatives in Indian markets with key theme focus being emerging companies (small cap stocks); and foreign securities</li> </ul>	 <p>The risk of the scheme is Very High Risk</p>	<p><b>As per AMFI Tier I.</b> <b>Benchmark : NIFTY Small Cap 250 TRI</b></p>  <p>The risk of the benchmark is Very High Risk</p>

**\*Investors should consult their financial advisers if in doubt about whether the product is suitable for them.**

Note on Risk-o-meters: Riskometer is as on 30 April 2026, Any change in risk-o-meter shall be communicated by way of Notice cum Addendum and by way of an e-mail or SMS to unitholders of that particular scheme

**Past performance may or may not be sustained in the future and is not indicative of future results.**

Source: HSBC Mutual Fund, data as on 30 April 2026

Investors are requested to note that as per SEBI (Mutual Funds) Regulations, 2026 and guidelines issued thereunder, HSBC Mutual Fund, its employees and/or empaneled distributors/agents are forbidden from guaranteeing/promising/assuring/predicting any returns or future performances of the schemes of HSBC Mutual Fund. Hence please do not rely upon any such statements/commitments. If you come across any such practices, please register a complaint via email at investor.line@mutualfunds.hsbc.co.in.

**Disclaimer:** This document has been prepared by HSBC Mutual Fund for information purposes only and should not be construed as i) an offer or recommendation to buy or sell securities, commodities, currencies or other investments referred to herein; or ii) an offer to sell or a solicitation or an offer for purchase of any of the funds of HSBC Mutual Fund; or iii) an investment research or investment advice. It does not have regard to specific investment objectives, financial situation and the particular needs of any specific person who may receive this document. Investors should seek personal and independent advice regarding the appropriateness of investing in any of the funds, securities, other investment or investment strategies that may have been discussed or referred herein and should understand that the views regarding future prospects may or may not be realized. In no event shall HSBC Mutual Fund/HSBC Asset management (India) Private Limited and / or its affiliates or any of their directors, trustees, officers and employees be liable for any direct, indirect, special, incidental or consequential damages arising out of the use of information / opinion herein. This document is intended only for those who access it from within India and approved for distribution in Indian jurisdiction only. Distribution of this document to anyone (including investors, prospective investors or distributors) who are located outside India or foreign nationals residing in India, is strictly prohibited. Neither this document nor the units of HSBC Mutual Fund have been registered under Securities law/Regulations in any foreign jurisdiction. The distribution of this document in certain jurisdictions may be unlawful or restricted or totally prohibited and accordingly, persons who come into possession of this document are required to inform themselves about, and to observe, any such restrictions. If any person chooses to access this document from a jurisdiction other than India, then such person do so at his/her own risk and HSBC and its group companies will not be liable for any breach of local law or regulation that such person commits as a result of doing so.

© Copyright. HSBC Mutual Fund 2025, ALL RIGHTS RESERVED.

HSBC Mutual Fund, 9-11th Floor, NESCO - IT Park Bldg. 3, Nesco Complex, Western Express Highway, Goregaon East, Mumbai 400063. Maharashtra.