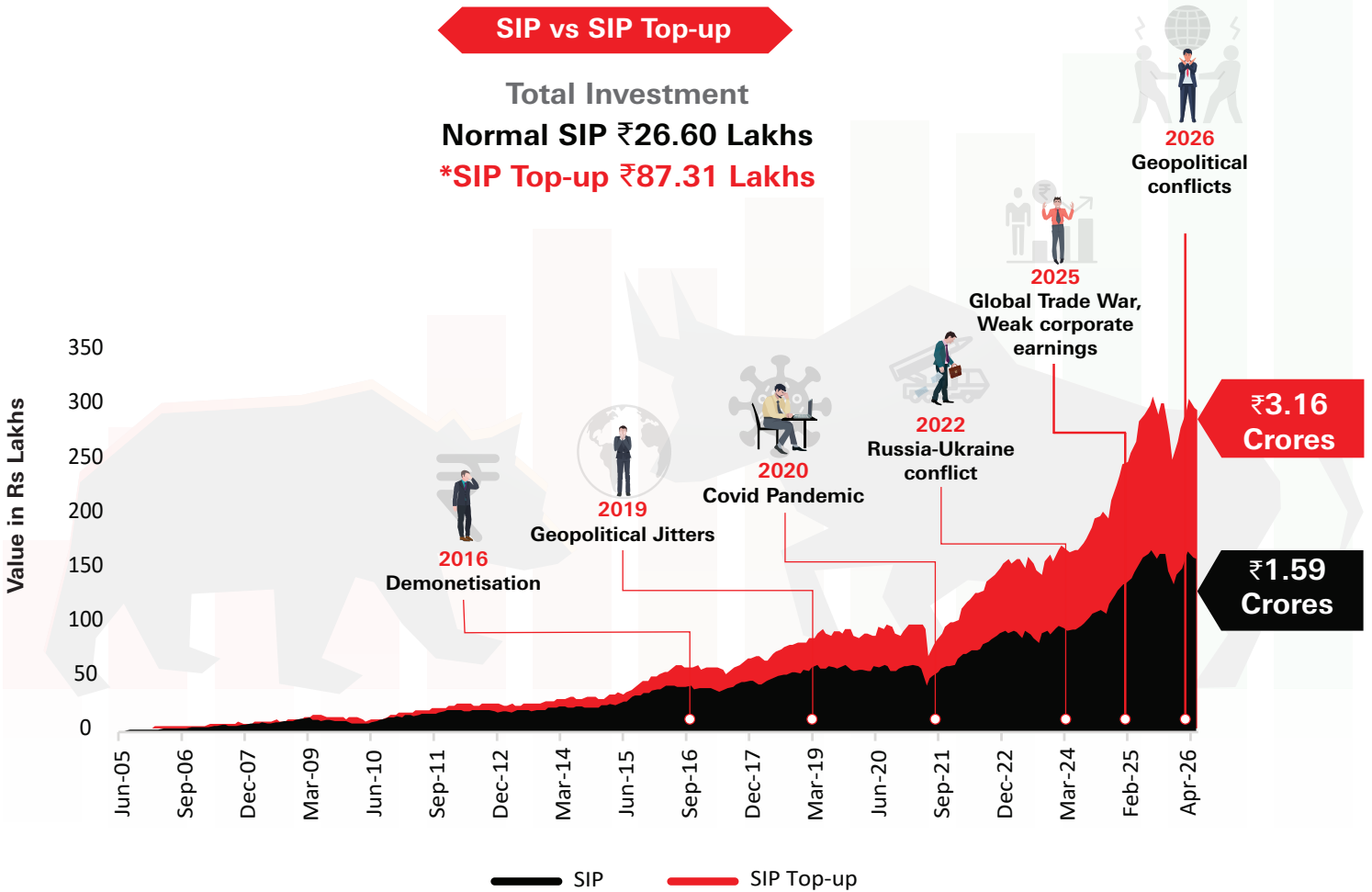


With the flexibility to invest across large, mid and small cap stocks, **HSBC Flexi Cap Fund** adapts to changing market conditions to capture opportunities and deliver long term wealth creation. Its versatile approach makes it well suited for investors seeking growth across market cycles.

# ₹10,000 SIP in HSBC Flexi Cap Fund#



\*Top up 10% annually since 04 Feb, 2014. #Regular Plan - Growth Option

For SIP returns, monthly investment of Rs. 10,000/- invested on the 1st day of every month has been considered. Load is not taken into consideration.

Source: BSE, Crisil, HSBC Factsheet Data as on 30 April 2026, Past performance may or may not be sustained in future and is not a guarantee of any future returns. Note-The details provided above is as per the information available in public domain at this moment and subject to change. Please consult your financial advisor for any investment decisions.

SEBI Registered Name & Number - HSBC Mutual Fund & MF/046/02/5

## Lump Sum Investment Performance

Lump Sum Investment Performance											Inception Date
Fund / Benchmark (Value of Rs 10,000 invested)	1 Year		3 Year		5 Year		10 Year		Since Inception		
	Amount in ₹	Returns %	Amount in ₹	Returns %	Amount in ₹	Returns %	Amount in ₹	Returns %	Amount in ₹	Returns %	
HSBC Flexi Cap Fund-Regular Plan~~	10805	8.05	16566	18.27	20557	15.49	35545	13.51	267244	15.96	24-Feb-04
Scheme Benchmark (NIFTY 500 TRI)	10396	3.96	15339	15.28	19289	14.03	38435	14.40	204173	14.56	
Additional Benchmark (Nifty 50 TRI)	9972	-0.28	13753	11.18	17382	11.69	34537	13.18	174239	13.74	
HSBC Flexi Cap Fund-Direct Plan~~	10886	8.86	16947	19.17	21369	16.39	38326	14.37	60268	14.42	01-Jan-13
Scheme Benchmark (NIFTY 500 TRI)	10396	3.96	15339	15.28	19289	14.03	38435	14.40	54775	13.60	
Additional Benchmark (Nifty 50 TRI)	9972	-0.28	13753	11.18	17382	11.69	34537	13.18	47282	12.36	

**Past performance may or may not be sustained in future and is not a guarantee of any future returns.** The performance details provided herein are of Regular Plan - Growth Option. Returns on ₹ 10,000 are point-to-point returns for the specific time period, invested at the start of the period. The returns for the respective periods are provided as on last available NAV of April 2026 for the schemes. Returns for 1 year and above are Compounded Annualized. Returns for less than 1 year is Simple Annualized. Load is not taken into consideration for computation of performance. Different plans shall have a different expense structure. The expenses of the Direct Plan under the Scheme will be lower to the extent of the distribution expenses / commission charged to the Regular Plan.

As per clause 6.9.1 of the SEBI Master Circular dated March 20, 2026, the scheme returns vis-à-vis the benchmark return (Total Return Index) shall be disclosed are provided from the date of allotment of units.

Post merger performance of the surviving scheme, arising out of merger of schemes with similar features, is computed as per the provisions of clause 14.4 of the SEBI Master Circular dated March 20, 2026, on Disclosure of Performance of Schemes post-merger using the weighted average performance of both transferor and transferee schemes. In other cases, performance is computed using the Applicable NAV of the surviving/continuing schemes. ~ Face value Rs 10.

Returns for the scheme has been calculated as on last business day NAV provided as on 30 April 2026.

[Click here to view Performance Of Other Schemes Managed By The Fund Manager](#)

## SIP Performance - HSBC Flexi Cap Fund

SIP Performance - HSBC Flexi Cap Fund – Regular Plan - Growth Option					Inception Date: 24-Feb-04
Scheme Name & Benchmarks	1 Year	3 Year	5 Year	Since Inception	
Total amount invested (₹)	120000	360000	600000	2660000	
Market Value as on April 30, 2026 (₹)	1,22,271	4,17,985	8,43,772	1,59,63,178	
Scheme Returns (%)	3.56	9.97	13.62	14.03	
NIFTY 500 TRI - Scheme Benchmark (₹)	1,19,350	4,01,232	7,90,246	1,45,76,653	
NIFTY 500 TRI - Scheme Benchmark Returns (%)	-1.01	7.19	10.97	13.38	
Nifty 50 TRI - Additional Benchmark (₹)	1,16,016	3,86,094	7,40,183	1,29,32,592	
Nifty 50 TRI - Additional Benchmark Returns (%)	-6.14	4.61	8.34	12.51	


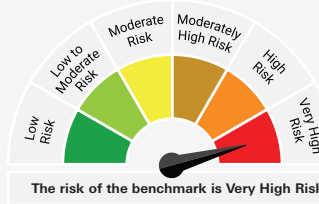
SIP Performance - HSBC Flexi Cap Fund – Direct Plan - Growth Option					Inception Date: 01-Jan-13
Scheme Name & Benchmarks	1 Year	3 Year	5 Year	Since Inception	
Total amount invested (₹)	120000	360000	600000	1590000	
Market Value as on April 30, 2026 (₹)	1,22,761	4,23,233	8,62,831	44,44,541	
Scheme Returns (%)	4.33	10.83	14.53	14.43	
NIFTY 500 TRI - Scheme Benchmark (₹)	1,19,350	4,01,232	7,90,246	42,41,576	
NIFTY 500 TRI - Scheme Benchmark Returns (%)	-1.01	7.19	10.97	13.80	
Nifty 50 TRI - Additional Benchmark (₹)	1,16,016	3,86,094	7,40,183	37,77,488	
Nifty 50 TRI - Additional Benchmark Returns (%)	-6.14	4.61	8.34	12.24	

**Past performance may or may not be sustained in future and is not a guarantee of any future returns.** For SIP returns, monthly investment of Rs. 10,000/- invested on the 1st day of every month has been considered. SIP Return are calculated on XIRR basis. IDCW are assumed to be reinvested and bonus is adjusted. Load is not taken into consideration.

Sonal Gupta is dedicated fund manager for investments in foreign securities by all the schemes of HSBC Mutual Fund.

Source: HSBC Mutual Fund, data as on 30 April 2026.

## Product Label

Scheme name and Type of scheme	Scheme Risk-o-meter	Benchmark Risk-o-meter (as applicable)
<p><b>HSBC Flexi Cap Fund</b> (An open ended dynamic equity scheme investing across large cap, mid cap, small cap stocks.)</p> <p><b>This product is suitable for investors who are seeking*:</b></p> <ul style="list-style-type: none"> <li>• To create wealth over long term</li> <li>• Investment in equity and equity related securities across market capitalizations.</li> </ul>		<p><b>As per AMFI Tier I.</b> <b>Benchmark : NIFTY 500 TRI</b></p> 

**\*Investors should consult their financial advisers if in doubt about whether the product is suitable for them.**

Note on Risk-o-meters: Riskometer is as on 30 April 2026, Any change in risk-o-meter shall be communicated by way of Notice cum Addendum and by way of an e-mail or SMS to unitholders of that particular scheme

**Past performance may or may not be sustained in the future and is not indicative of future results.**

Source: HSBC Mutual Fund, data as on 30 April 2026

Investors are requested to note that as per SEBI (Mutual Funds) Regulations, 1996 and guidelines issued thereunder, HSBC Mutual Fund, its employees and/or empaneled distributors/agents are forbidden from guaranteeing/promising/assuring/predicting any returns or future performances of the schemes of HSBC Mutual Fund. Hence please do not rely upon any such statements/commitments. If you come across any such practices, please register a complaint via email at investor.line@mutualfunds.hsbc.co.in.

**Disclaimer:** This document has been prepared by HSBC Mutual Fund for information purposes only and should not be construed as i) an offer or recommendation to buy or sell securities, commodities, currencies or other investments referred to herein; or ii) an offer to sell or a solicitation or an offer for purchase of any of the funds of HSBC Mutual Fund; or iii) an investment research or investment advice. It does not have regard to specific investment objectives, financial situation and the particular needs of any specific person who may receive this document. Investors should seek personal and independent advice regarding the appropriateness of investing in any of the funds, securities, other investment or investment strategies that may have been discussed or referred herein and should understand that the views regarding future prospects may or may not be realized. In no event shall HSBC Mutual Fund/HSBC Asset management (India) Private Limited and / or its affiliates or any of their directors, trustees, officers and employees be liable for any direct, indirect, special, incidental or consequential damages arising out of the use of information / opinion herein. This document is intended only for those who access it from within India and approved for distribution in Indian jurisdiction only. Distribution of this document to anyone (including investors, prospective investors or distributors) who are located outside India or foreign nationals residing in India, is strictly prohibited. Neither this document nor the units of HSBC Mutual Fund have been registered under Securities law/Regulations in any foreign jurisdiction. The distribution of this document in certain jurisdictions may be unlawful or restricted or totally prohibited and accordingly, persons who come into possession of this document are required to inform themselves about, and to observe, any such restrictions. If any person chooses to access this document from a jurisdiction other than India, then such person do so at his/her own risk and HSBC and its group companies will not be liable for any breach of local law or regulation that such person commits as a result of doing so.

© Copyright. HSBC Mutual Fund 2025, ALL RIGHTS RESERVED.

HSBC Mutual Fund, 9-11th Floor, NESCO - IT Park Bldg. 3, Nesco Complex, Western Express Highway, Goregaon East, Mumbai 400063. Maharashtra.